

ISU INTERNATIONAL FIGURE SKATING COMPETITION
 ISU MEĐUNARODNO NATJEČANJE U UMJETNIČKOM KLIZANJU



28TH GOLDEN BEAR

27.-30.10.2016. • CROATIA

Klizalište Velesajam [Ul. Jozefa Antala BB]

SPONZORI:



HOK OSIGURANJE
 hrvatska osiguranje kupa d.d.



VIVAScaffè
 more than espresso



www.apartmani-petra.net



TRAJBAR TEAM



Golden Bear 2016

SENIOR MEN

Velesajam	29 lis 2016 30 lis 2016	Short Program Free Skating
------------------	----------------------------	-------------------------------

Size of Skating Area	:	30m*60m
Ice Conditions	:	very good
Number of Entries	:	19
Number of Participants	:	19

Entry Withdrawn	:	
-----------------	---	--

Short Program			
Duration	:	2:40	+ - 10 Sec.
Segment Factor	:	1,00	
Program Component Factors			
	Skating Skills		1.00
	Transitions		1.00
	Performance		1.00
	Composition		1.00
	Interpretation of the Music		1.00

Free Skating			
Duration	:	4:30	+ - 10 Sec.
Segment Factor	:	1,00	
Program Components Factors			
	Skating Skills		2.00
	Transitions		2.00
	Performance		2.00
	Composition		2.00
	Interpretation of the Music		2.00

Golden Bear 2016

PANEL OF JUDGES

SENIOR MEN - SHORT PROGRAM

Officials

Technical Controller	Ms. Elisabetta BIGNARDI	ITA
Technical Specialist	Ms. Ivana JAKUPCEVIC MARINKOVIC	CRO
Assistant Technical Specialist	Ms. Eva SONNLEITNER	AUT

Judges

Referee	Mr. Tomislav CIZMESIJA	CRO
Judges	Ms. Mirna GRUBISIC	CRO
	Ms. Lovorka KODRIN	CRO
	Ms. Zanna KULIK	EST
	Mr. Stephen FERNANDEZ	GBR
	Ms. Agnes ANDIK	HUN

Data/Replay Operator

	Mr. Tomislav BISCAN	CRO
	Ms. Nataša BAHAT	CRO

Golden Bear 2016

RESULTS

SENIOR MEN FINAL RESULT

Pl.	Name	Nation	Total Score	SP	FS
1	Kevin AYMOZ	FRA	202,95	1	1
2	Phillip HARRIS	GBR	188,22	2	4
3	Stephane WALKER	SUI	188,10	3	3
4	Matteo RIZZO	ITA	178,55	8	2
5	Dario BETTI	ITA	171,02	7	5
6	Sondre ODDVOLL BOE	NOR	162,68	5	6
7	Adrien BANNISTER	ITA	161,00	4	7
8	Jari KESSLER	ITA	157,44	9	8
9	Chih I TSAO	TPE	150,11	6	13
10	Daniel Albert NAURITS	EST	148,36	12	9
11	Aleksandr SELEVKO	EST	145,16	13	10
12	Thomas KENNES	NED	141,32	11	12
13	Alexander MASZLJANKO	HUN	138,88	14	11
14	Tomas KUPKA	CZE	132,88	17	14
15	Marco ZANDRON	ITA	132,02	15	15
16	Alberto VANZ	ITA	130,73	10	16
17	Albert MUCK	AUT	119,29	16	19
18	Harry Hau Yin LEE	HKG	117,53	18	17
19	Alexander BOROVOJ	HUN	113,01	19	18

Mr. Tomislav CIZMESIJA CRO

Referee

Printed: 30.10.2016 17:47:04

Ms. Elisabetta BIGNARDI ITA

Technical Controller

Golden Bear 2016

RESULTS

SENIOR MEN SHORT PROGRAM

Pl.	Name	Nation	Total Segment Score
1	Kevin AYMOZ	FRA	75.79
2	Phillip HARRIS	GBR	72.95
3	Stephane WALKER	SUI	70.30
4	Adrien BANNISTER	ITA	58.69
5	Sondre ODDVOLL BOE	NOR	57.66
6	Chih I TSAO	TPE	57.56
7	Dario BETTI	ITA	57.04
8	Matteo RIZZO	ITA	56.29
9	Jari KESSLER	ITA	55.52
10	Alberto VANZ	ITA	49.13
11	Thomas KENNES	NED	48.76
12	Daniel Albert NAURITS	EST	47.19
13	Aleksandr SELEVKO	EST	46.52
14	Alexander MASZLJANKO	HUN	46.04
15	Marco ZANDRON	ITA	45.27
16	Albert MUCK	AUT	44.27
17	Tomas KUPKA	CZE	42.28
18	Harry Hau Yin LEE	HKG	41.30
19	Alexander BOROVOJ	HUN	37.28

Printed: 2.11.2016 14:36:09

SENIOR MEN

RESULT DETAILS SHORT PROGRAM

Pl.	Name	Nation	Total Segment Score =	Total Element Score +	Tot. Prog. Comp. Score * +	SS	TR	PE	CO	IN	Deduct. -
1	Kevin AYMOZ	FRA	75.79	42.80	32.99	6.33	6.00	6.83	6.83	7.00	0.00
2	Phillip HARRIS	GBR	72.95	39.53	33.42	6.42	5.92	7.00	7.08	7.00	0.00
3	Stephane WALKER	SUI	70.30	37.46	32.84	6.33	6.00	6.67	6.67	7.17	0.00
4	Adrien BANNISTER	ITA	58.69	31.10	27.59	5.83	5.00	5.67	5.67	5.42	0.00
5	Sondre ODDVOLL BOE	NOR	57.66	31.58	26.08	5.25	4.58	5.25	5.42	5.58	0.00
6	Chih I TSAO	TPE	57.56	31.41	27.15	5.83	4.83	5.58	5.33	5.58	1.00
7	Dario BETTI	ITA	57.04	31.54	26.50	5.67	4.83	5.50	5.25	5.25	1.00
8	Matteo RIZZO	ITA	56.29	29.29	27.00	5.58	5.00	5.50	5.42	5.50	0.00
9	Jari KESSLER	ITA	55.52	28.19	27.33	5.42	4.83	5.58	5.75	5.75	0.00
10	Alberto VANZ	ITA	49.13	25.72	23.41	4.58	4.25	4.83	4.75	5.00	0.00
11	Thomas KENNES	NED	48.76	25.27	24.49	4.75	4.58	4.83	5.00	5.33	1.00
12	Daniel Albert NAURITS	EST	47.19	22.28	25.91	5.33	4.67	5.25	5.33	5.33	1.00
13	Aleksandr SELEVKO	EST	46.52	22.52	24.00	4.75	4.42	4.75	5.00	5.08	0.00
14	Alexander MASZLJANKO	HUN	46.04	24.37	23.67	5.17	4.33	4.58	4.67	4.92	2.00
15	Marco ZANDRON	ITA	45.27	21.19	24.08	5.17	4.33	4.75	5.00	4.83	0.00
16	Albert MUCK	AUT	44.27	21.27	23.00	4.75	4.25	4.75	4.58	4.67	0.00
17	Tomas KUPKA	CZE	42.28	18.10	24.18	4.92	4.42	4.92	4.92	5.00	0.00
18	Harry Hau Yin LEE	HKG	41.30	20.80	21.50	4.58	4.08	4.42	4.25	4.17	1.00
19	Alexander BOROVOJ	HUN	37.28	16.53	21.75	4.42	4.25	4.25	4.58	4.25	1.00

SS = Skating Skills

TR = Transitions

PE = Performance

CO = Composition

IN = Interpretation of the Music

* = factored score

Printed: 2.11.2016 14:36:16

Golden Bear 2016

SENIOR MEN SHORT PROGRAM

JUDGES DETAILS PER SKATER

Rank	Name	Nation	Starting Number	Total Segment Score	Total Element Score	Total Program Component Score (factored)	Total Deductions
1	Kevin AYMOZ	FRA	16	75.79	42.80	32.99	0.00

#	Executed Elements	Info	Base Value	GOE	J1	J2	J3	J4	J5	J6	J7	J8	J9	Ref	Scores of Panel
1	3A		8.50	2.33	3	3	2	2	2						10.83
2	3S+3T		8.70	0.47	1	1	0	1	0						9.17
3	CCoSp4		3.50	0.83	2	2	1	1	2						4.33
4	FCSp4		3.20	0.33	1	1	0	0	1						3.53
5	3Lz	x	6.60	0.00	-1	-1	1	2	0						6.60
6	CSSp3		2.60	0.67	2	2	1	1	1						3.27
7	StSq4		3.90	1.17	2	2	1	1	2						5.07
			37.00												42.80
	Program Components			Factor											
	Skating Skills			1.00	6.25	5.75	5.75	7.00	7.25						6.33
	Transitions			1.00	5.50	5.25	5.50	7.00	7.00						6.00
	Performance			1.00	7.00	6.25	6.25	7.25	7.75						6.83
	Composition			1.00	6.75	6.50	6.50	7.25	7.50						6.83
	Interpretation of the Music			1.00	7.00	6.75	6.50	7.25	7.25						7.00
	Judges Total Program Component Score (factored)														32.99

Deductions	0.00
-------------------	-------------

x Credit for highlight distribution, base value multiplied by 1.1

Rank	Name	Nation	Starting Number	Total Segment Score	Total Element Score	Total Program Component Score (factored)	Total Deductions
2	Phillip HARRIS	GBR	13	72.95	39.53	33.42	0.00

#	Executed Elements	Info	Base Value	GOE	J1	J2	J3	J4	J5	J6	J7	J8	J9	Ref	Scores of Panel
1	3A		8.50	1.33	2	2	1	1	1						9.83
2	3Lz+2T		7.30	0.47	1	1	0	1	0						7.77
3	CCSp4		3.20	0.17	1	1	0	0	0						3.37
4	3F	x	5.83	0.93	2	2	1	1	1						6.76
5	StSq3		3.30	0.67	2	2	1	1	1						3.97
6	FSSp4		3.00	0.83	2	3	0	1	2						3.83
7	CCoSp4		3.50	0.50	2	2	0	0	1						4.00
			34.63												39.53
	Program Components			Factor											
	Skating Skills			1.00	6.25	6.50	5.75	6.75	6.50						6.42
	Transitions			1.00	5.75	6.00	5.00	7.00	6.00						5.92
	Performance			1.00	7.50	7.25	6.00	7.25	6.50						7.00
	Composition			1.00	7.25	7.50	6.25	7.25	6.75						7.08
	Interpretation of the Music			1.00	7.00	7.25	6.25	7.25	6.75						7.00
	Judges Total Program Component Score (factored)														33.42

Deductions	0.00
-------------------	-------------

x Credit for highlight distribution, base value multiplied by 1.1

Golden Bear 2016

SENIOR MEN SHORT PROGRAM

JUDGES DETAILS PER SKATER

Rank	Name	Nation	Starting Number	Total Segment Score	Total Element Score	Program Component Score (factored)	Total Deductions
3	Stephane WALKER	SUI	7	70.30	37.46	32.84	0.00

#	Executed Elements	Info	Base Value	GOE	J1	J2	J3	J4	J5	J6	J7	J8	J9	Ref	Scores of Panel
1	3A<	<	5.90	-1.00	-1	-1	-1	-3	-1						4.90
2	3Lz+3T		10.30	0.23	0	1	0	1	0						10.53
3	FCSp3		2.80	0.67	1	1	0	2	2						3.47
4	StSq3		3.30	0.83	2	2	1	1	2						4.13
5	3F	!	5.83	x -0.23	0	1	-1	-1	0						5.60
6	CCoSp4		3.50	1.33	3	3	1	2	3						4.83
7	CSSp4		3.00	1.00	3	3	1	1	2						4.00
			34.63												37.46
Program Components			Factor												
Skating Skills			1.00			6.00	6.25	5.75	6.75	6.75					6.33
Transitions			1.00			5.50	6.00	5.50	6.50	6.50					6.00
Performance			1.00			6.50	6.75	6.25	7.25	6.75					6.67
Composition			1.00			6.25	6.50	6.50	7.00	7.00					6.67
Interpretation of the Music			1.00			7.00	7.25	6.50	7.25	7.25					7.17
Judges Total Program Component Score (factored)															32.84

Deductions	0.00
-------------------	-------------

< Under-rotated jump x Credit for highlight distribution, base value multiplied by 1.1 ! Not clear edge

Rank	Name	Nation	Starting Number	Total Segment Score	Total Element Score	Program Component Score (factored)	Total Deductions
4	Adrien BANNISTER	ITA	8	58.69	31.10	27.59	0.00

#	Executed Elements	Info	Base Value	GOE	J1	J2	J3	J4	J5	J6	J7	J8	J9	Ref	Scores of Panel
1	3A		8.50	-1.33	-2	-1	-2	-1	-1						7.17
2	3Lz+2T		7.30	0.23	1	1	0	0	0						7.53
3	3Lo		5.10	-1.40	-2	-2	-2	-2	-2						3.70
4	CCoSp3		3.00	-0.30	-1	-1	-1	-1	-2						2.70
5	CSSp4		3.00	0.33	1	1	-2	0	1						3.33
6	StSq3		3.30	0.17	1	0	0	0	1						3.47
7	FCSp4		3.20	0.00	0	0	-1	0	1						3.20
			33.40												31.10
Program Components			Factor												
Skating Skills			1.00			5.75	5.50	5.25	6.25	6.25					5.83
Transitions			1.00			4.50	4.25	4.50	6.00	6.00					5.00
Performance			1.00			5.00	5.50	5.50	6.25	6.00					5.67
Composition			1.00			5.25	5.25	5.25	6.50	6.50					5.67
Interpretation of the Music			1.00			5.00	5.00	5.25	6.25	6.00					5.42
Judges Total Program Component Score (factored)															27.59

Deductions	0.00
-------------------	-------------

Golden Bear 2016

SENIOR MEN SHORT PROGRAM

JUDGES DETAILS PER SKATER

Rank	Name	Nation	Starting Number	Total Segment Score	Total Element Score	Total Program Component Score (factored)	Total Deductions
5	Sondre ODDVOLL BOE	NOR	1	57.66	31.58	26.08	0.00

#	Executed Elements	Info	Base Value	GOE	J1	J2	J3	J4	J5	J6	J7	J8	J9	Ref	Scores of Panel
1	2A		3.30	0.50	1	2	0	1	1						3.80
2	3F+3T		9.60	0.23	1	1	0	0	0						9.83
3	CSSp4		3.00	0.17	2	-2	0	0	1						3.17
4	CCoSp4		3.50	0.00	0	1	-1	0	0						3.50
5	3Lo	x	5.61	-0.93	-2	-2	-1	-1	-1						4.68
6	StSq3		3.30	0.50	1	2	0	1	1						3.80
7	FCSp3		2.80	0.00	0	1	0	0	0						2.80
			31.11												31.58
	Program Components			Factor											
	Skating Skills			1.00	5.50	5.75	4.50	4.50	6.00						5.25
	Transitions			1.00	4.75	4.50	4.00	4.50	6.25						4.58
	Performance			1.00	5.25	5.50	4.25	5.00	6.00						5.25
	Composition			1.00	5.25	5.75	4.50	5.25	6.50						5.42
	Interpretation of the Music			1.00	5.50	6.00	4.50	5.25	6.25						5.58
	Judges Total Program Component Score (factored)														26.08

Deductions	0.00
-------------------	-------------

x Credit for highlight distribution, base value multiplied by 1.1

Rank	Name	Nation	Starting Number	Total Segment Score	Total Element Score	Total Program Component Score (factored)	Total Deductions
6	Chih I TSAO	TPE	5	57.56	31.41	27.15	1.00

#	Executed Elements	Info	Base Value	GOE	J1	J2	J3	J4	J5	J6	J7	J8	J9	Ref	Scores of Panel
1	3A		8.50	-2.67	-2	-2	-3	-3	-3						5.83
2	3F		5.30	-1.63	-3	-3	-1	-2	-2						3.67
3	CCSp4		3.20	0.33	2	2	0	0	0						3.53
4	3Lo+2T	x	7.04	0.70	1	1	0	1	1						7.74
5	FSSp4		3.00	0.17	1	1	0	0	0						3.17
6	StSq3		3.30	0.50	1	1	0	1	1						3.80
7	CCoSp3		3.00	0.67	2	2	0	1	1						3.67
			33.34												31.41
	Program Components			Factor											
	Skating Skills			1.00	5.75	5.75	5.25	6.50	6.00						5.83
	Transitions			1.00	4.25	4.00	4.50	6.25	5.75						4.83
	Performance			1.00	5.25	5.50	5.00	6.50	6.00						5.58
	Composition			1.00	5.00	5.00	5.25	6.75	5.75						5.33
	Interpretation of the Music			1.00	5.50	5.75	5.00	6.75	5.50						5.58
	Judges Total Program Component Score (factored)														27.15

Deductions	Falls: -1.00(1)	-1.00
-------------------	-----------------	--------------

x Credit for highlight distribution, base value multiplied by 1.1

Golden Bear 2016

SENIOR MEN SHORT PROGRAM

JUDGES DETAILS PER SKATER

Rank	Name	Nation	Starting Number	Total Segment Score	Total Element Score	Total Program Component Score (factored)	Total Deductions
7	Dario BETTI	ITA	3	57.04	31.54	26.50	1.00

#	Executed Elements	Info	Base Value	GOE	J1	J2	J3	J4	J5	J6	J7	J8	J9	Ref	Scores of Panel
1	3A<<	<<	3.30	-1.50	-3	-3	-3	-3	-3						1.80
2	3F+3T		9.60	1.17	2	2	0	2	1						10.77
3	CCSp4		3.20	0.17	1	1	0	0	0						3.37
4	3Lz	x	6.60	-0.47	-2	-2	0	0	0						6.13
5	StSq3		3.30	-0.23	-1	-1	0	0	0						3.07
6	FSSp4		3.00	-0.10	0	1	0	-1	-1						2.90
7	CCoSp4		3.50	0.00	0	0	0	0	0						3.50
			32.50												31.54
	Program Components			Factor											
	Skating Skills			1.00	6.00	5.75	5.50	5.75	5.50						5.67
	Transitions			1.00	4.50	4.25	5.00	5.00	5.25						4.83
	Performance			1.00	5.00	5.75	5.25	5.75	5.50						5.50
	Composition			1.00	5.25	5.00	5.75	5.25	5.25						5.25
	Interpretation of the Music			1.00	5.00	5.00	5.50	5.25	5.50						5.25
	Judges Total Program Component Score (factored)														26.50

Deductions	Falls: -1.00(1)	-1.00
-------------------	-----------------	--------------

<< Downgraded jump x Credit for highlight distribution, base value multiplied by 1.1

Rank	Name	Nation	Starting Number	Total Segment Score	Total Element Score	Total Program Component Score (factored)	Total Deductions
8	Matteo RIZZO	ITA	2	56.29	29.29	27.00	0.00

#	Executed Elements	Info	Base Value	GOE	J1	J2	J3	J4	J5	J6	J7	J8	J9	Ref	Scores of Panel
1	3A		8.50	-0.67	0	0	-1	-3	-1						7.83
2	2Lz+3T<	<	5.10	-1.87	-3	-3	-2	-3	-2						3.23
3	FCSp3		2.80	0.00	0	0	0	0	1						2.80
4	3F	!	5.83	-0.70	-1	-1	-1	-2	-1						5.13
5	CSSp4		3.00	0.00	0	0	0	0	0						3.00
6	StSq3		3.30	0.50	1	1	1	1	1						3.80
7	CCoSp4		3.50	0.00	0	0	0	0	0						3.50
			32.03												29.29
	Program Components			Factor											
	Skating Skills			1.00	5.75	5.25	5.75	5.00	6.50						5.58
	Transitions			1.00	5.00	4.50	5.25	4.75	5.75						5.00
	Performance			1.00	5.00	5.50	6.00	5.00	6.00						5.50
	Composition			1.00	5.00	5.00	6.00	5.25	6.75						5.42
	Interpretation of the Music			1.00	5.25	4.75	5.75	5.50	6.25						5.50
	Judges Total Program Component Score (factored)														27.00

Deductions		0.00
-------------------	--	-------------

< Under-rotated jump x Credit for highlight distribution, base value multiplied by 1.1 ! Not clear edge

Golden Bear 2016

SENIOR MEN SHORT PROGRAM

JUDGES DETAILS PER SKATER

Rank	Name	Nation	Starting Number	Total Segment Score	Total Element Score	Total Program Component Score (factored)	Total Deductions
9	Jari KESSLER	ITA	12	55.52	28.19	27.33	0.00

#	Executed Elements	Info	Base Value	GOE	J1	J2	J3	J4	J5	J6	J7	J8	J9	Ref	Scores of Panel
1	2A		3.30	0.33	1	1	0	1	0						3.63
2	3T+3T		8.60	0.00	0	0	0	1	0						8.60
3	CCSp4		3.20	0.83	2	2	1	0	2						4.03
4	1Lo*	*	0.00	x 0.00	-	-	-	-	-						0.00
5	FSSp4		3.00	0.33	1	1	0	0	1						3.33
6	StSq4		3.90	0.70	1	1	1	1	1						4.60
7	CCoSp4		3.50	0.50	2	2	0	0	1						4.00
			25.50												28.19
	Program Components			Factor											
	Skating Skills			1.00	5.25	5.25	5.25	5.75	6.00						5.42
	Transitions			1.00	4.50	4.25	4.50	5.50	6.25						4.83
	Performance			1.00	5.50	5.50	4.75	5.75	5.75						5.58
	Composition			1.00	5.75	5.75	5.25	5.75	6.00						5.75
	Interpretation of the Music			1.00	5.75	5.75	5.00	5.75	6.25						5.75
	Judges Total Program Component Score (factored)														27.33

Deductions	0.00
-------------------	-------------

* Invalid element x Credit for highlight distribution, base value multiplied by 1.1

Rank	Name	Nation	Starting Number	Total Segment Score	Total Element Score	Total Program Component Score (factored)	Total Deductions
10	Alberto VANZ	ITA	11	49.13	25.72	23.41	0.00

#	Executed Elements	Info	Base Value	GOE	J1	J2	J3	J4	J5	J6	J7	J8	J9	Ref	Scores of Panel
1	3Lz+2T		7.30	0.00	0	0	0	0	0						7.30
2	FSSp4		3.00	0.00	1	0	0	0	0						3.00
3	CCSp4		3.20	-0.10	0	0	0	-1	-1						3.10
4	3Lo<	<	3.96	x -2.10	-3	-3	-2	-3	-3						1.86
5	2A		3.63	x 0.33	1	1	0	1	0						3.96
6	StSq3		3.30	0.50	1	1	1	0	1						3.80
7	CCoSp3		3.00	-0.30	-1	-3	-1	-1	-1						2.70
			27.39												25.72
	Program Components			Factor											
	Skating Skills			1.00	4.25	4.50	4.75	4.50	5.00						4.58
	Transitions			1.00	4.25	3.75	4.25	4.25	5.00						4.25
	Performance			1.00	4.75	5.00	5.00	4.75	4.75						4.83
	Composition			1.00	4.50	4.50	5.25	4.75	5.00						4.75
	Interpretation of the Music			1.00	5.00	4.75	5.00	5.00	5.25						5.00
	Judges Total Program Component Score (factored)														23.41

Deductions	0.00
-------------------	-------------

< Under-rotated jump x Credit for highlight distribution, base value multiplied by 1.1

Golden Bear 2016

SENIOR MEN SHORT PROGRAM

JUDGES DETAILS PER SKATER

Rank	Name	Nation	Starting Number	Total Segment Score	Total Element Score	Program Score (factored)	Total Component Score (factored)	Total Deductions
11	Thomas KENNES	NED	9	48.76	25.27		24.49	1.00

#	Executed Elements	Info	Base Value	GOE	J1	J2	J3	J4	J5	J6	J7	J8	J9	Ref	Scores of Panel
1	3Lz+COMBO		6.00	-2.10	-3	-3	-3	-3	-3						3.90
2	CCoSp4		3.50	0.17	0	1	0	0	1						3.67
3	FCSp2		2.30	0.00	-1	0	0	0	0						2.30
4	StSq2		2.60	0.33	1	1	1	0	0						2.93
5	3Lo	x	5.61	0.23	0	1	1	0	0						5.84
6	2A	x	3.63	0.00	0	0	0	0	0						3.63
7	CSSp4		3.00	0.00	0	0	0	0	0						3.00
			26.64												25.27
	Program Components			Factor											
	Skating Skills			1.00	4.50	4.50	5.25	4.75	5.00						4.75
	Transitions			1.00	4.50	4.50	4.75	4.50	4.75						4.58
	Performance			1.00	4.75	4.75	5.75	4.75	5.00						4.83
	Composition			1.00	4.50	4.75	5.50	5.00	5.25						5.00
	Interpretation of the Music			1.00	5.00	5.75	5.75	5.25	5.00						5.33
	Judges Total Program Component Score (factored)														24.49

Deductions	Falls: -1.00(1)	-1.00
-------------------	-----------------	--------------

x Credit for highlight distribution, base value multiplied by 1.1

Rank	Name	Nation	Starting Number	Total Segment Score	Total Element Score	Program Score (factored)	Total Component Score (factored)	Total Deductions
12	Daniel Albert NAURITS	EST	14	47.19	22.28		25.91	1.00

#	Executed Elements	Info	Base Value	GOE	J1	J2	J3	J4	J5	J6	J7	J8	J9	Ref	Scores of Panel
1	3A<	<	5.90	-3.00	-3	-3	-3	-3	-3						2.90
2	3Lz<+3T<<	<<	5.50	-2.10	-3	-3	-2	-3	-3						3.40
3	StSq2		2.60	0.50	1	1	1	1	1						3.10
4	FCSp3		2.80	0.33	1	1	0	0	1						3.13
5	3Lo	x	5.61	-0.93	-2	-2	-1	-1	-1						4.68
6	CCoSp3V		2.50	0.17	1	1	0	0	0						2.67
7	CSSp3		2.60	-0.20	0	0	-1	-1	-1						2.40
			27.51												22.28
	Program Components			Factor											
	Skating Skills			1.00	4.75	4.75	5.25	6.00	6.00						5.33
	Transitions			1.00	3.75	3.75	4.75	5.75	5.50						4.67
	Performance			1.00	4.50	4.75	5.50	5.50	5.50						5.25
	Composition			1.00	4.75	4.50	5.25	6.00	6.00						5.33
	Interpretation of the Music			1.00	4.75	4.25	5.50	6.00	5.75						5.33
	Judges Total Program Component Score (factored)														25.91

Deductions	Falls: -1.00(1)	-1.00
-------------------	-----------------	--------------

< Under-rotated jump << Downgraded jump x Credit for highlight distribution, base value multiplied by 1.1

Golden Bear 2016

SENIOR MEN SHORT PROGRAM

JUDGES DETAILS PER SKATER

Rank	Name	Nation	Starting Number	Total Segment Score	Total Element Score	Program Component Score (factored)	Total Deductions
13	Aleksandr SELEVKO	EST	15	46.52	22.52	24.00	0.00

#	Executed Elements	Info	Base Value	GOE	J1	J2	J3	J4	J5	J6	J7	J8	J9	Ref	Scores of Panel
1	1A*	*	0.00	0.00	-	-	-	-	-						0.00
2	3Lo		5.10	0.00	0	0	0	0	0						5.10
3	CSSp4		3.00	0.33	1	1	0	0	1						3.33
4	FCSp2		2.30	0.17	0	0	1	0	1						2.47
5	3F+3T<<	<<	7.26	x -2.10	-3	-3	-3	-3	-3						5.16
6	StSq3		3.30	0.33	1	0	0	1	2						3.63
7	CCoSp2		2.50	0.33	1	1	0	0	1						2.83
			23.46												22.52
	Program Components			Factor											
	Skating Skills			1.00	4.75	4.50	4.75	4.75	6.25						4.75
	Transitions			1.00	4.50	4.00	4.00	4.75	5.75						4.42
	Performance			1.00	4.75	5.00	4.50	4.50	5.75						4.75
	Composition			1.00	4.75	4.25	5.25	5.00	6.00						5.00
	Interpretation of the Music			1.00	5.00	4.25	5.00	5.25	6.00						5.08
	Judges Total Program Component Score (factored)														24.00

Deductions	0.00
-------------------	-------------

<< Downgraded jump * Invalid element x Credit for highlight distribution, base value multiplied by 1.1

Rank	Name	Nation	Starting Number	Total Segment Score	Total Element Score	Program Component Score (factored)	Total Deductions
14	Alexander MASZLJANKO	HUN	18	46.04	24.37	23.67	2.00

#	Executed Elements	Info	Base Value	GOE	J1	J2	J3	J4	J5	J6	J7	J8	J9	Ref	Scores of Panel
1	3Lz+COMBO		6.00	-2.10	-3	-3	-3	-3	-3						3.90
2	3Lo		5.10	-2.10	-3	-3	-3	-3	-3						3.00
3	FCSp4		3.20	0.17	1	1	0	0	0						3.37
4	2A	x	3.63	0.17	1	1	0	-1	0						3.80
5	CSSp4		3.00	0.33	1	1	0	0	1						3.33
6	StSq3		3.30	0.00	0	0	0	0	0						3.30
7	CCoSp4		3.50	0.17	1	1	0	0	0						3.67
			27.73												24.37
	Program Components			Factor											
	Skating Skills			1.00	5.25	5.00	5.25	4.25	5.25						5.17
	Transitions			1.00	4.25	4.00	4.75	4.00	4.75						4.33
	Performance			1.00	4.75	4.75	5.00	4.00	4.25						4.58
	Composition			1.00	4.50	4.50	5.50	4.25	5.00						4.67
	Interpretation of the Music			1.00	5.00	5.00	5.00	4.50	4.75						4.92
	Judges Total Program Component Score (factored)														23.67

Deductions	Falls: -2.00(2)	-2.00
-------------------	-----------------	--------------

x Credit for highlight distribution, base value multiplied by 1.1

Golden Bear 2016

SENIOR MEN SHORT PROGRAM

JUDGES DETAILS PER SKATER

Rank	Name	Nation	Starting Number	Total Segment Score	Total Element Score	Program Score (factored)	Total Component Score (factored)	Total Deductions
15	Marco ZANDRON	ITA	4	45.27	21.19		24.08	0.00

#	Executed Elements	Info	Base Value	GOE	J1	J2	J3	J4	J5	J6	J7	J8	J9	Ref	Scores of Panel
1	2A		3.30	0.33	1	1	0	1	0						3.63
2	2F+3T		6.20	-1.17	-2	-2	-1	-1	-2						5.03
3	3Lo		5.10	-0.23	0	-1	0	1	-1						4.87
4	CSSp4		3.00	0.33	1	2	0	0	1						3.33
5	StSq3		3.30	0.33	1	1	0	1	0						3.63
6	CCoSp		0.00	0.00	-	-	-	-	-						0.00
7	FCSpB		1.60	-0.90	-3	-3	-3	-3	-2						0.70
			22.50												21.19
	Program Components			Factor											
	Skating Skills			1.00	5.00	5.50	5.25	5.25	4.75						5.17
	Transitions			1.00	4.25	4.00	4.50	5.50	4.25						4.33
	Performance			1.00	4.50	4.75	4.75	5.50	4.75						4.75
	Composition			1.00	4.75	4.50	5.25	5.50	5.00						5.00
	Interpretation of the Music			1.00	4.75	4.25	4.75	5.75	5.00						4.83
	Judges Total Program Component Score (factored)														24.08

Deductions	0.00
-------------------	-------------

Rank	Name	Nation	Starting Number	Total Segment Score	Total Element Score	Program Score (factored)	Total Component Score (factored)	Total Deductions
16	Albert MUCK	AUT	17	44.27	21.27		23.00	0.00

#	Executed Elements	Info	Base Value	GOE	J1	J2	J3	J4	J5	J6	J7	J8	J9	Ref	Scores of Panel
1	3S+3T<	<	7.40	-2.10	-3	-3	-2	-3	-3						5.30
2	3F<<	<<	1.90	-0.80	-3	-3	-2	-3	-2						1.10
3	2A		3.30	0.00	0	1	0	-1	0						3.30
4	CSSp4		3.00	0.00	0	0	0	0	-1						3.00
5	StSq2		2.60	0.00	0	0	1	0	0						2.60
6	CCoSp3		3.00	0.50	2	1	1	1	1						3.50
7	FCSp2		2.30	0.17	1	1	0	0	0						2.47
			23.50												21.27
	Program Components			Factor											
	Skating Skills			1.00	4.75	4.50	5.25	3.75	5.00						4.75
	Transitions			1.00	4.25	4.00	4.75	4.00	4.50						4.25
	Performance			1.00	4.75	4.75	5.50	4.00	4.75						4.75
	Composition			1.00	4.50	4.25	5.50	3.75	5.00						4.58
	Interpretation of the Music			1.00	4.50	4.75	5.25	3.75	4.75						4.67
	Judges Total Program Component Score (factored)														23.00

Deductions	0.00
-------------------	-------------

< Under-rotated jump << Downgraded jump

Golden Bear 2016

SENIOR MEN SHORT PROGRAM

JUDGES DETAILS PER SKATER

Rank	Name	Nation	Starting Number	Total Segment Score	Total Element Score	Program Score (factored)	Total Component Score (factored)	Total Deductions
17	Tomas KUPKA	CZE	19	42.28	18.10		24.18	0.00

#	Executed Elements	Info	Base Value	GOE	J1	J2	J3	J4	J5	J6	J7	J8	J9	Ref	Scores of Panel
1	1A*	*	0.00	0.00	-	-	-	-	-						0.00
2	CCSp3		2.80	0.00	0	0	0	-1	0						2.80
3	3Lz+3T<<	<<	7.30	-2.10	-3	-3	-2	-3	-3						5.20
4	CCoSp2V		2.00	0.00	0	0	-1	0	0						2.00
5	3Fe	e	4.07	x -1.17	-1	-1	-2	-3	-2						2.90
6	StSq2		2.60	0.00	0	0	0	1	0						2.60
7	FSSp3		2.60	0.00	0	0	0	0	1						2.60
			21.37												18.10
	Program Components			Factor											
	Skating Skills			1.00	4.50	4.75	4.75	5.25	5.50						4.92
	Transitions			1.00	4.00	4.00	4.25	5.00	5.25						4.42
	Performance			1.00	4.75	5.00	4.75	5.00	5.00						4.92
	Composition			1.00	4.50	4.25	5.00	5.25	5.25						4.92
	Interpretation of the Music			1.00	4.75	4.75	5.00	5.25	5.50						5.00
	Judges Total Program Component Score (factored)														24.18

Deductions	Total Deductions
Costume/Prop violation: (1 of 0)	0.00

<< Downgraded jump * Invalid element x Credit for highlight distribution, base value multiplied by 1.1 e Wrong edge

Rank	Name	Nation	Starting Number	Total Segment Score	Total Element Score	Program Score (factored)	Total Component Score (factored)	Total Deductions
18	Harry Hau Yin LEE	HKG	10	41.30	20.80		21.50	1.00

#	Executed Elements	Info	Base Value	GOE	J1	J2	J3	J4	J5	J6	J7	J8	J9	Ref	Scores of Panel
1	3T+2T		5.60	-1.40	-2	-2	-3	-2	-2						4.20
2	CCoSp3		3.00	0.00	0	0	0	0	0						3.00
3	FCSp3		2.80	-0.20	0	-1	0	-1	-1						2.60
4	3Lz<	<	4.20	-2.10	-3	-3	-2	-3	-3						2.10
5	StSq2		2.60	-0.33	-1	-1	0	0	-1						2.27
6	2A	x	3.63	0.00	0	0	0	0	0						3.63
7	CSSp4		3.00	0.00	0	0	0	0	0						3.00
			24.83												20.80
	Program Components			Factor											
	Skating Skills			1.00	4.50	4.75	4.50	4.25	4.75						4.58
	Transitions			1.00	4.00	4.00	4.00	4.25	4.25						4.08
	Performance			1.00	4.25	4.50	4.75	4.00	4.50						4.42
	Composition			1.00	4.00	4.25	5.00	4.00	4.50						4.25
	Interpretation of the Music			1.00	4.00	3.75	4.75	4.25	4.25						4.17
	Judges Total Program Component Score (factored)														21.50

Deductions	Total Deductions
Late start: -1.00	-1.00

< Under-rotated jump x Credit for highlight distribution, base value multiplied by 1.1

Golden Bear 2016

SENIOR MEN SHORT PROGRAM

JUDGES DETAILS PER SKATER

Rank	Name	Nation	Starting Number	Total Segment Score	Total Element Score	Program Score (factored)	Total Component Score (factored)	Total Deductions
19	Alexander BOROVOJ	HUN	6	37.28	16.53		21.75	1.00

#	Executed Elements	Info	Base Value	GOE	J1	J2	J3	J4	J5	J6	J7	J8	J9	Ref	Scores of Panel
1	3Lz<+2T	<	5.50	-2.10	-3	-3	-3	-3	-3						3.40
2	3T<	<	3.00	-2.10	-3	-3	-3	-3	-3						0.90
3	FCSp2		2.30	-0.20	-1	0	0	-1	-1						2.10
4	CCoSp4		3.50	0.00	-1	1	0	0	0						3.50
5	2A<	<	2.53	x -1.50	-3	-3	-3	-3	-3						1.03
6	StSq2		2.60	-0.17	0	-1	1	0	-3						2.43
7	CSSp4		3.00	0.17	0	1	1	0	0						3.17
			22.43												16.53
	Program Components			Factor											
	Skating Skills			1.00	4.25	4.50	5.00	4.50	4.25						4.42
	Transitions			1.00	4.00	3.75	4.75	4.25	4.50						4.25
	Performance			1.00	4.50	4.25	5.00	4.00	3.75						4.25
	Composition			1.00	4.50	4.75	5.50	4.50	4.25						4.58
	Interpretation of the Music			1.00	4.25	4.00	5.25	4.50	4.00						4.25
	Judges Total Program Component Score (factored)														21.75

Deductions	Falls: -1.00(1)	-1.00
-------------------	-----------------	--------------

< Under-rotated jump x Credit for highlight distribution, base value multiplied by 1.1

printed: 2.11.2016 14:36:25

Golden Bear 2016

PANEL OF JUDGES

SENIOR MEN - FREE SKATING

Officials

Technical Controller	Ms. Elisabetta BIGNARDI	ITA
Technical Specialist	Ms. Ivana JAKUPCEVIC MARINKOVIC	CRO
Assistant Technical Specialist	Ms. Eva SONNLEITNER	AUT

Judges

Referee	Mr. Tomislav CIZMESIJA	CRO
Judges	Ms. Mirna GRUBISIC	CRO
	Ms. Lovorka KODRIN	CRO
	Ms. Zanna KULIK	EST
	Mr. Stephen FERNANDEZ	GBR
	Ms. Agnes ANDIK	HUN

Data/Replay Operator

	Mr. Tomislav BISCAN	CRO
	Ms. Nataša BAHAT	CRO

Golden Bear 2016

RESULTS

SENIOR MEN FREE SKATING

Pl.	Name	Nation	Total Segment Score
1	Kevin AYMOZ	FRA	127.16
2	Matteo RIZZO	ITA	122.26
3	Stephane WALKER	SUI	117.80
4	Phillip HARRIS	GBR	115.27
5	Dario BETTI	ITA	113.98
6	Sondre ODDVOLL BOE	NOR	105.02
7	Adrien BANNISTER	ITA	102.31
8	Jari KESSLER	ITA	101.92
9	Daniel Albert NAURITS	EST	101.17
10	Aleksandr SELEVKO	EST	98.64
11	Alexander MASZLJANKO	HUN	92.84
12	Thomas KENNES	NED	92.56
13	Chih I TSAO	TPE	92.55
14	Tomas KUPKA	CZE	90.60
15	Marco ZANDRON	ITA	86.75
16	Alberto VANZ	ITA	81.60
17	Harry Hau Yin LEE	HKG	76.23
18	Alexander BOROVOJ	HUN	75.73
19	Albert MUCK	AUT	75.02

Printed: 2.11.2016 14:37:28

SENIOR MEN

RESULT DETAILS FREE SKATING

Pl.	Name	Nation	Total Segment Score =	Total Element Score +	Tot. Prog. Comp. Score * +	SS	TR	PE	CO	IN	Deduct. -
1	Kevin AYMOZ	FRA	127.16	62.00	67.16	6.75	6.08	6.75	7.00	7.00	2.00
2	Matteo RIZZO	ITA	122.26	62.26	61.00	6.17	5.58	6.25	6.17	6.33	1.00
3	Stephane WALKER	SUI	117.80	55.46	63.34	6.42	6.00	6.50	6.25	6.50	1.00
4	Phillip HARRIS	GBR	115.27	52.93	66.34	6.67	6.42	6.50	6.83	6.75	4.00
5	Dario BETTI	ITA	113.98	57.30	56.68	6.00	5.17	5.92	5.58	5.67	0.00
6	Sondre ODDVOLL BOE	NOR	105.02	46.86	59.16	5.83	5.75	5.83	5.92	6.25	1.00
7	Adrien BANNISTER	ITA	102.31	48.47	54.84	5.75	5.08	5.42	5.42	5.75	1.00
8	Jari KESSLER	ITA	101.92	46.74	56.18	5.67	5.42	5.50	5.67	5.83	1.00
9	Daniel Albert NAURITS	EST	101.17	43.33	57.84	5.92	5.17	5.83	5.83	6.17	0.00
10	Aleksandr SELEVKO	EST	98.64	48.14	54.50	5.33	5.17	5.50	5.58	5.67	4.00
11	Alexander MASZLJANKO	HUN	92.84	45.16	48.68	5.08	4.67	4.67	4.92	5.00	1.00
12	Thomas KENNES	NED	92.56	43.58	49.98	5.08	4.67	5.08	5.08	5.08	1.00
13	Chih I TSAO	TPE	92.55	44.37	54.18	5.67	4.92	5.33	5.50	5.67	6.00
14	Tomas KUPKA	CZE	90.60	43.94	46.66	4.92	4.33	4.58	4.75	4.75	0.00
15	Marco ZANDRON	ITA	86.75	41.27	46.48	4.83	4.33	4.42	4.83	4.83	1.00
16	Alberto VANZ	ITA	81.60	33.94	47.66	4.92	4.50	4.58	5.00	4.83	0.00
17	Harry Hau Yin LEE	HKG	76.23	36.73	40.50	4.33	3.67	4.08	4.25	3.92	1.00
18	Alexander BOROVOJ	HUN	75.73	35.41	41.32	4.08	3.92	4.08	4.33	4.25	1.00
19	Albert MUCK	AUT	75.02	33.34	42.68	4.42	4.00	4.25	4.25	4.42	1.00

SS = Skating Skills

TR = Transitions

PE = Performance

CO = Composition

IN = Interpretation of the Music

* = factored score

Printed: 2.11.2016 14:37:34

Golden Bear 2016

SENIOR MEN FREE SKATING

JUDGES DETAILS PER SKATER

Rank	Name	Nation	Starting Number	Total Segment Score	Total Element Score	Program Score (factored)	Total Component Score (factored)	Total Deductions
1	Kevin AYZOZ	FRA	19	127.16	62.00		67.16	2.00

#	Executed Elements	Info	Base Value	GOE	J1	J2	J3	J4	J5	J6	J7	J8	J9	Ref	Scores of Panel
1	3A		8.50	-3.00	-3	-3	-3	-3	-3						5.50
2	3A+2T		9.80	0.33	0	0	0	2	1						10.13
3	FSSp4		3.00	0.83	2	2	0	1	2						3.83
4	3Lz		6.00	0.00	0	0	0	0	0						6.00
5	2Lo		1.80	-0.70	-3	-3	-2	-2	-2						1.10
6	2A		3.30	0.67	1	1	1	2	2						3.97
7	CCSp3		2.80	0.67	2	1	0	1	2						3.47
8	3Lz+REP		4.62	x -2.10	-3	-3	-3	-3	-2						2.52
9	****	*	0.00	0.00	-	-	-	-	-						0.00
10	3T		4.73	x 0.47	0	0	2	1	1						5.20
11	StSq4		3.90	1.40	2	2	2	2	3						5.30
12	3S+2T+2Lo		8.25	x 0.47	0	0	1	2	1						8.72
13	ChSq1		2.00	0.93	2	0	1	1	2						2.93
14	CCoSp3		3.00	0.33	1	1	0	0	1						3.33
			61.70												62.00
Program Components				Factor											
Skating Skills				2.00	6.50	6.25	6.50	7.25	7.25						6.75
Transitions				2.00	5.75	5.50	6.25	7.00	6.25						6.08
Performance				2.00	6.75	6.50	6.75	7.25	6.75						6.75
Composition				2.00	7.00	6.75	7.00	7.25	7.00						7.00
Interpretation of the Music				2.00	7.25	6.75	6.50	7.50	7.00						7.00
Judges Total Program Component Score (factored)															67.16

Deductions	Falls: -2.00(2)	-2.00
Costume/Prop violation:	(1 of 5)	

* Invalid element x Credit for highlight distribution, base value multiplied by 1.1 REP Jump repetition

Rank	Name	Nation	Starting Number	Total Segment Score	Total Element Score	Program Score (factored)	Total Component Score (factored)	Total Deductions
2	Matteo RIZZO	ITA	12	122.26	62.26		61.00	1.00

#	Executed Elements	Info	Base Value	GOE	J1	J2	J3	J4	J5	J6	J7	J8	J9	Ref	Scores of Panel
1	3A+2T		9.80	-2.00	-2	-2	-2	-3	-2						7.80
2	3A<<	<<	3.30	-1.50	-3	-3	-3	-3	-3						1.80
3	3Lz+2T		7.30	0.47	1	1	0	1	0						7.77
4	FCSp3		2.80	0.00	0	0	0	0	0						2.80
5	StSq3		3.30	0.33	1	1	0	0	1						3.63
6	2A+1Lo+2S		5.61	x 0.50	1	2	1	1	1						6.11
7	3F		5.83	x -0.93	-2	-2	-1	-1	-1						4.90
8	3Lz		6.60	x 0.47	1	1	0	1	0						7.07
9	3Lo		5.61	x 0.93	2	2	1	1	1						6.54
10	2A		3.63	x 0.17	1	1	0	0	0						3.80
11	CSSp4		3.00	0.17	1	1	0	0	0						3.17
12	ChSq1		2.00	0.70	1	1	0	1	1						2.70
13	CCoSp4		3.50	0.67	2	2	0	1	1						4.17
			62.28												62.26
Program Components				Factor											
Skating Skills				2.00	6.00	6.25	6.25	5.75	6.50						6.17
Transitions				2.00	5.25	5.50	5.50	5.75	6.00						5.58
Performance				2.00	6.00	6.50	6.50	6.00	6.25						6.25
Composition				2.00	6.00	6.50	6.25	6.25	6.00						6.17
Interpretation of the Music				2.00	6.25	6.75	6.25	6.25	6.50						6.33
Judges Total Program Component Score (factored)															61.00

Deductions	Falls: -1.00(1)	-1.00
-------------------	-----------------	--------------

<< Downgraded jump x Credit for highlight distribution, base value multiplied by 1.1

Golden Bear 2016

SENIOR MEN FREE SKATING

JUDGES DETAILS PER SKATER

Rank	Name	Nation	Starting Number	Total Segment Score	Total Element Score	Program Score (factored)	Total Component Score (factored)	Total Deductions
3	Stephane WALKER	SUI	17	117.80	55.46		63.34	1.00

#	Executed Elements	Info	Base Value	GOE	J1	J2	J3	J4	J5	J6	J7	J8	J9	Ref	Scores of Panel
1	3A<+2T	<	7.20	-1.00	-1	-1	-1	-1	-1						6.20
2	3A<	<	5.90	-3.00	-3	-3	-3	-3	-3						2.90
3	3Lz		6.00	-0.23	-1	0	-1	0	0						5.77
4	3Fe	e	3.70	-1.17	-2	-1	-2	-1	-2						2.53
5	FCSp4		3.20	0.50	1	1	0	1	2						3.70
6	ChSq1		2.00	1.17	2	2	1	1	2						3.17
7	3Lo	x	5.61	0.47	-1	1	1	0	1						6.08
8	2A+1Lo+3S	x	9.02	-1.40	-2	-2	-2	-2	-2						7.62
9	3Lz<+REP	!	3.23	-2.10	-3	-3	-3	-3	-3						1.13
10	StSq3		3.30	0.50	1	1	1	0	2						3.80
11	3T	x	4.73	0.00	0	1	0	0	0						4.73
12	CCoSp4		3.50	0.50	1	1	0	1	2						4.00
13	FCoSp4		3.00	0.83	2	2	1	1	3						3.83
			60.39												55.46
Program Components				Factor											
Skating Skills				2.00	6.00	6.25	6.50	6.50	6.50						6.42
Transitions				2.00	5.50	6.00	5.75	6.25	6.50						6.00
Performance				2.00	6.00	6.25	6.50	6.75	6.75						6.50
Composition				2.00	6.00	6.00	6.25	6.50	6.75						6.25
Interpretation of the Music				2.00	6.25	6.50	6.25	6.75	7.00						6.50
Judges Total Program Component Score (factored)															63.34

Deductions	Falls: -1.00(1)	-1.00
-------------------	-----------------	--------------

< Under-rotated jump x Credit for highlight distribution, base value multiplied by 1.1 e Wrong edge ! Not clear edge REP Jump repetition

Rank	Name	Nation	Starting Number	Total Segment Score	Total Element Score	Program Score (factored)	Total Component Score (factored)	Total Deductions
4	Phillip HARRIS	GBR	18	115.27	52.93		66.34	4.00

#	Executed Elements	Info	Base Value	GOE	J1	J2	J3	J4	J5	J6	J7	J8	J9	Ref	Scores of Panel
1	4T<	<	8.00	-4.00	-3	-3	-3	-3	-3						4.00
2	3A		8.50	1.33	2	2	0	1	1						9.83
3	CCSp4		3.20	0.50	1	1	1	0	1						3.70
4	3A+REP		5.95	-3.00	-3	-3	-3	-3	-3						2.95
5	StSq3		3.30	0.83	2	2	0	1	2						4.13
6	3F+2T	x	7.26	0.23	0	1	1	0	0						7.49
7	FSSp4		3.00	0.83	2	2	0	1	2						3.83
8	3Lz	x	6.60	-1.87	-3	-3	-3	-2	-2						4.73
9	3Lo<<	<<	1.98	-0.90	-3	-3	-3	-3	-3						1.08
10	3F<	!	4.07	-2.10	-3	-3	-3	-3	-3						1.97
11	2A	x	3.63	-0.67	-1	-1	0	-2	-2						2.96
12	ChSq1		2.00	0.93	1	2	0	1	2						2.93
13	CCoSp3		3.00	0.33	1	1	0	0	1						3.33
			60.49												52.93
Program Components				Factor											
Skating Skills				2.00	6.00	6.75	6.75	6.50	6.75						6.67
Transitions				2.00	5.50	6.50	6.00	6.75	6.75						6.42
Performance				2.00	5.75	6.50	6.50	6.50	6.50						6.50
Composition				2.00	5.75	6.75	6.75	7.00	7.00						6.83
Interpretation of the Music				2.00	6.25	6.75	6.25	7.25	7.25						6.75
Judges Total Program Component Score (factored)															66.34

Deductions	Falls: -4.00(3)	-4.00
-------------------	-----------------	--------------

< Under-rotated jump << Downgraded jump x Credit for highlight distribution, base value multiplied by 1.1 ! Not clear edge REP Jump repetition

Golden Bear 2016

SENIOR MEN FREE SKATING

JUDGES DETAILS PER SKATER

Rank	Name	Nation	Starting Number	Total Segment Score	Total Element Score	Program Score (factored)	Total Component Score (factored)	Total Deductions
5	Dario BETTI	ITA	13	113.98	57.30		56.68	0.00

#	Executed Elements	Info	Base Value	GOE	J1	J2	J3	J4	J5	J6	J7	J8	J9	Ref	Scores of Panel
1	3S		4.40	0.70	0	1	1	2	1						5.10
2	1A		1.10	0.00	0	0	0	0	0						1.10
3	3A		8.50	-1.67	-2	-3	-2	-1	-1						6.83
4	3F		5.30	-0.47	-1	-1	-1	0	0						4.83
5	FCCoSp4		3.50	0.00	0	0	0	0	0						3.50
6	ChSq1		2.00	0.00	0	0	0	0	0						2.00
7	3F+2T		7.26	x 0.00	0	0	0	0	0						7.26
8	3Lz		6.60	x -0.70	-1	-2	-1	-1	-1						5.90
9	3T		4.73	x 0.47	0	0	1	1	1						5.20
10	2A+1Lo+2S		5.61	x 0.00	-1	0	0	0	0						5.61
11	StSq3		3.30	0.17	0	0	0	1	1						3.47
12	CCoSp4		3.50	0.00	0	1	0	0	0						3.50
13	FCSSp4		3.00	0.00	0	0	0	0	0						3.00
			58.80												57.30
	Program Components			Factor											
	Skating Skills			2.00	5.50	6.00	6.25	6.00	6.00						6.00
	Transitions			2.00	4.50	4.75	5.75	5.50	5.25						5.17
	Performance			2.00	5.00	6.25	6.75	5.75	5.75						5.92
	Composition			2.00	5.50	5.25	6.75	5.75	5.50						5.58
	Interpretation of the Music			2.00	5.25	6.00	6.25	5.50	5.50						5.67
	Judges Total Program Component Score (factored)														56.68

Deductions	0.00
-------------------	-------------

x Credit for highlight distribution, base value multiplied by 1.1

Rank	Name	Nation	Starting Number	Total Segment Score	Total Element Score	Program Score (factored)	Total Component Score (factored)	Total Deductions
6	Sondre ODDVOLL BOE	NOR	15	105.02	46.86		59.16	1.00

#	Executed Elements	Info	Base Value	GOE	J1	J2	J3	J4	J5	J6	J7	J8	J9	Ref	Scores of Panel
1	2A		3.30	0.50	1	2	1	1	1						3.80
2	3Lz		6.00	0.47	1	1	0	1	0						6.47
3	3S+3T<<	<<	5.70	-1.40	-2	-2	0	-2	-2						4.30
4	3F+2T		6.60	0.00	1	0	0	0	0						6.60
5	3Lo		5.10	-0.93	-2	-2	-1	-1	-1						4.17
6	FCSSp4		3.00	0.00	0	0	0	0	2						3.00
7	CCoSp4		3.50	0.17	0	1	0	0	1						3.67
8	StSq3		3.30	0.50	1	1	1	1	1						3.80
9	3F<<	<<	2.09	x -0.90	-3	-3	-3	-3	-3						1.19
10	2S		1.43	x -0.40	1	-3	0	-3	-3						1.03
11	ChSq1		2.00	0.70	1	2	0	1	1						2.70
12	3S<+2T<	<	4.40	x -2.10	-3	-3	-2	-3	-3						2.30
13	FCCoSp4		3.50	0.33	1	1	0	0	1						3.83
			49.92												46.86
	Program Components			Factor											
	Skating Skills			2.00	5.75	6.00	6.50	5.75	5.75						5.83
	Transitions			2.00	5.25	5.75	5.75	6.00	5.75						5.75
	Performance			2.00	5.50	6.25	6.50	5.50	5.75						5.83
	Composition			2.00	5.50	5.75	6.25	6.00	6.00						5.92
	Interpretation of the Music			2.00	5.75	6.25	6.25	6.25	6.25						6.25
	Judges Total Program Component Score (factored)														59.16

Deductions	Falls: -1.00(1)	-1.00
-------------------	-----------------	--------------

< Under-rotated jump << Downgraded jump x Credit for highlight distribution, base value multiplied by 1.1

Golden Bear 2016

SENIOR MEN FREE SKATING

JUDGES DETAILS PER SKATER

Rank	Name	Nation	Starting Number	Total Segment Score	Total Element Score	Program Score (factored)	Total Component Score (factored)	Total Deductions
7	Adrien BANNISTER	ITA	16	102.31	48.47		54.84	1.00

#	Executed Elements	Info	Base Value	GOE	J1	J2	J3	J4	J5	J6	J7	J8	J9	Ref	Scores of Panel
1	1A		1.10	0.00	0	1	0	0	0						1.10
2	3Lz		6.00	-0.23	-1	0	-1	0	0						5.77
3	3A<	<	5.90	-3.00	-3	-3	-3	-3	-3						2.90
4	CCoSp4		3.50	0.50	1	1	1	0	1						4.00
5	CSSp4		3.00	0.00	0	0	0	0	1						3.00
6	1F+1Lo+3S		5.94	x -1.87	-3	-3	0	-2	-3						4.07
7	3Lz+2T		8.03	x -0.47	-1	0	-1	0	-1						7.56
8	StSq2		2.60	0.50	0	1	1	1	1						3.10
9	3T		4.73	x 0.23	-1	1	1	0	0						4.96
10	3Lo		5.61	x -0.70	-1	-1	-2	-1	0						4.91
11	2A		3.63	x 0.00	-1	0	0	0	0						3.63
12	FCSp3		2.80	0.00	0	0	0	0	0						2.80
13	ChSq1		2.00	-1.33	-3	-3	-3	-2	-2						0.67
			54.84												48.47
Program Components				Factor											
Skating Skills				2.00	5.00	5.50	6.25	5.75	6.00						5.75
Transitions				2.00	4.00	3.75	5.75	5.75	5.50						5.08
Performance				2.00	4.75	5.25	6.50	5.50	5.50						5.42
Composition				2.00	4.50	4.00	6.50	6.00	5.75						5.42
Interpretation of the Music				2.00	4.75	5.25	6.25	6.25	5.75						5.75
Judges Total Program Component Score (factored)															54.84

Deductions	Falls: -1.00(1)	-1.00
-------------------	-----------------	--------------

< Under-rotated jump x Credit for highlight distribution, base value multiplied by 1.1

Rank	Name	Nation	Starting Number	Total Segment Score	Total Element Score	Program Score (factored)	Total Component Score (factored)	Total Deductions
8	Jari KESSLER	ITA	11	101.92	46.74		56.18	1.00

#	Executed Elements	Info	Base Value	GOE	J1	J2	J3	J4	J5	J6	J7	J8	J9	Ref	Scores of Panel
1	1Lz		0.60	0.00	-1	0	0	0	0						0.60
2	3F		5.30	0.70	1	1	1	0	1						6.00
3	3Lo		5.10	-2.10	-3	-3	-3	-3	-3						3.00
4	FSSp4		3.00	0.33	1	2	0	0	1						3.33
5	****	*	0.00	0.00	-	-	-	-	-						0.00
6	2A+1Lo+2S		5.10	0.00	0	1	0	0	0						5.10
7	3S		4.40	0.70	1	1	0	1	1						5.10
8	ChSq1		2.00	0.70	1	2	0	1	1						2.70
9	3Lo+2T		7.04	x -1.17	-2	-2	-1	-1	-2						5.87
10	CCoSp3		3.00	0.50	2	2	0	0	1						3.50
11	2A+1T		4.07	x -0.33	-1	0	0	-1	-1						3.74
12	3T<	<	3.30	x -2.10	-3	-3	-2	-3	-3						1.20
13	StSq3		3.30	0.33	0	1	0	1	2						3.63
14	CCSp3		2.80	0.17	0	1	0	0	1						2.97
			49.01												46.74
Program Components				Factor											
Skating Skills				2.00	5.50	5.75	5.75	5.50	6.00						5.67
Transitions				2.00	5.00	5.25	5.50	5.50	6.00						5.42
Performance				2.00	5.00	5.75	6.00	5.00	5.75						5.50
Composition				2.00	5.25	5.50	6.25	5.25	6.25						5.67
Interpretation of the Music				2.00	5.25	6.00	6.00	5.50	6.50						5.83
Judges Total Program Component Score (factored)															56.18

Deductions	Falls: -1.00(1)	-1.00
-------------------	-----------------	--------------

< Under-rotated jump * Invalid element x Credit for highlight distribution, base value multiplied by 1.1

Golden Bear 2016

SENIOR MEN FREE SKATING

JUDGES DETAILS PER SKATER

Rank	Name	Nation	Starting Number	Total Segment Score	Total Element Score	Program Score (factored)	Total Component Score (factored)	Total Deductions
9	Daniel Albert NAURITS	EST	8	101.17	43.33		57.84	0.00

#	Executed Elements	Info	Base Value	GOE	J1	J2	J3	J4	J5	J6	J7	J8	J9	Ref	Scores of Panel
1	3A<	<	5.90	-1.00	-1	1	-1	-3	-1						4.90
2	1Lz		0.60	0.00	0	0	0	0	0						0.60
3	3Fe	e	3.70	-0.70	-1	-1	-2	-1	-1						3.00
4	FCSp3		2.80	0.33	1	1	0	0	1						3.13
5	ChSq1		2.00	0.70	1	1	1	1	2						2.70
6	2Lo		1.80	0.00	0	1	0	0	0						1.80
7	3Lz	x	6.60	-0.70	-1	-2	-1	-1	0						5.90
8	3Lo	x	5.61	-0.23	-1	0	0	0	-1						5.38
9	2S	x	1.43	0.00	0	0	0	0	0						1.43
10	CSSp3		2.60	0.33	1	1	0	0	1						2.93
11	StSq3		3.30	0.33	1	0	0	1	1						3.63
12	3T	x	4.73	0.70	0	1	1	1	1						5.43
13	CCoSp2		2.50	0.00	0	0	0	0	0						2.50
			43.57												43.33
Program Components				Factor											
Skating Skills				2.00	5.25	5.75	6.25	5.75	6.25						5.92
Transitions				2.00	4.75	4.50	5.75	5.25	5.50						5.17
Performance				2.00	5.00	5.75	6.00	5.75	6.00						5.83
Composition				2.00	5.25	5.50	6.50	6.00	6.00						5.83
Interpretation of the Music				2.00	5.25	6.00	6.25	6.25	6.50						6.17
Judges Total Program Component Score (factored)															57.84

Deductions	0.00
-------------------	-------------

< Under-rotated jump x Credit for highlight distribution, base value multiplied by 1.1 e Wrong edge

Rank	Name	Nation	Starting Number	Total Segment Score	Total Element Score	Program Score (factored)	Total Component Score (factored)	Total Deductions
10	Aleksandr SELEVKO	EST	7	98.64	48.14		54.50	4.00

#	Executed Elements	Info	Base Value	GOE	J1	J2	J3	J4	J5	J6	J7	J8	J9	Ref	Scores of Panel
1	3A<<	<<	3.30	-1.50	-3	-3	-3	-3	-3						1.80
2	3F		5.30	0.00	0	1	0	0	0						5.30
3	1Lz		0.60	-0.13	-2	-1	-3	-1	-1						0.47
4	CSSp4		3.00	0.67	1	2	1	0	2						3.67
5	StSq3		3.30	0.50	1	1	1	1	1						3.80
6	3Lo+2T	x	7.04	0.00	0	0	0	1	0						7.04
7	3Lo+2T+2Lo	x	9.02	-0.47	-1	-1	-1	0	0						8.55
8	3T+3T<<	<<	6.16	-2.10	-3	-3	-3	-3	-3						4.06
9	3S<	<	3.41	-2.10	-3	-3	-3	-3	-3						1.31
10	2A	x	3.63	-0.83	-2	-2	-2	-1	-1						2.80
11	ChSq1		2.00	0.70	1	1	1	1	1						2.70
12	FCSp3		2.80	0.17	1	0	1	0	0						2.97
13	CCoSp4		3.50	0.17	1	1	0	0	0						3.67
			53.06												48.14
Program Components				Factor											
Skating Skills				2.00	5.00	5.50	5.75	5.25	5.25						5.33
Transitions				2.00	5.00	5.25	5.50	5.25	5.00						5.17
Performance				2.00	5.25	6.00	6.25	5.25	4.75						5.50
Composition				2.00	5.50	5.75	6.50	5.50	5.50						5.58
Interpretation of the Music				2.00	5.25	6.00	6.25	5.50	5.50						5.67
Judges Total Program Component Score (factored)															54.50

Deductions	Falls: -4.00(3)	-4.00
-------------------	-----------------	--------------

< Under-rotated jump << Downgraded jump x Credit for highlight distribution, base value multiplied by 1.1

Golden Bear 2016

SENIOR MEN FREE SKATING

JUDGES DETAILS PER SKATER

Rank	Name	Nation	Starting Number	Total Segment Score	Total Element Score	Program Score (factored)	Total Component Score (factored)	Total Deductions
11	Alexander MASZLJANKO	HUN	6	92.84	45.16		48.68	1.00

#	Executed Elements	Info	Base Value	GOE	J1	J2	J3	J4	J5	J6	J7	J8	J9	Ref	Scores of Panel
1	3T+1Lo<<+2S	<<	5.60	-1.63	-3	-3	-2	-2	-2						3.97
2	3Lz		6.00	-0.23	-1	0	0	0	-1						5.77
3	3F		5.30	-0.23	-1	0	0	-1	0						5.07
4	FCCoSp4		3.50	0.17	0	1	0	0	1						3.67
5	3S		4.40	0.47	1	1	1	0	0						4.87
6	3Lo<	<	3.60	-2.10	-3	-3	-3	-3	-3						1.50
7	StSq3		3.30	0.17	0	0	1	0	1						3.47
8	3T+2T<<	<<	5.17	x -1.87	-3	-3	-2	-3	-2						3.30
9	1A+2T		2.64	x -0.47	-3	-3	-2	-2	-1						2.17
10	CCoSp4		3.50	0.17	1	0	0	0	1						3.67
11	ChSq1		2.00	0.00	0	0	1	0	0						2.00
12	2A<	<	2.53	x -0.33	-1	0	0	-1	-1						2.20
13	CSSp4		3.00	0.50	1	1	1	0	1						3.50
			50.54												45.16
	Program Components			Factor											
	Skating Skills			2.00	5.00	5.00	5.50	4.75	5.25						5.08
	Transitions			2.00	4.50	4.00	5.00	4.50	5.00						4.67
	Performance			2.00	4.50	4.50	5.75	4.50	5.00						4.67
	Composition			2.00	4.75	4.75	5.75	4.50	5.25						4.92
	Interpretation of the Music			2.00	5.00	4.50	5.50	4.75	5.25						5.00
	Judges Total Program Component Score (factored)														48.68

Deductions	Falls: -1.00(1)	-1.00
-------------------	-----------------	--------------

< Under-rotated jump << Downgraded jump x Credit for highlight distribution, base value multiplied by 1.1

Rank	Name	Nation	Starting Number	Total Segment Score	Total Element Score	Program Score (factored)	Total Component Score (factored)	Total Deductions
12	Thomas KENNES	NED	9	92.56	43.58		49.98	1.00

#	Executed Elements	Info	Base Value	GOE	J1	J2	J3	J4	J5	J6	J7	J8	J9	Ref	Scores of Panel
1	1Lz		0.60	0.00	-1	0	0	0	0						0.60
2	3F		5.30	0.00	0	0	-1	0	0						5.30
3	1Lo		0.50	0.00	-1	0	0	0	0						0.50
4	FCCoSp4		3.50	-0.20	-1	0	0	-1	-1						3.30
5	3Lz		6.00	-1.40	-3	-2	-2	-2	-2						4.60
6	3Lo		5.10	-2.10	-3	-3	-3	-3	-3						3.00
7	ChSq1		2.00	0.00	0	0	0	0	0						2.00
8	3T+1Lo+2S		6.71	x 0.00	0	0	0	0	0						6.71
9	FCSSp4		3.00	0.00	0	0	0	0	0						3.00
10	3S+2T		6.27	x 0.00	-1	0	0	0	0						6.27
11	2A		3.63	x 0.00	0	0	0	1	0						3.63
12	StSq2		2.60	-0.33	-1	0	0	-1	-1						2.27
13	CCoSp2		2.50	-0.10	0	0	0	-1	-1						2.40
			47.71												43.58
	Program Components			Factor											
	Skating Skills			2.00	4.75	5.25	6.00	5.00	5.00						5.08
	Transitions			2.00	4.50	4.00	5.50	5.00	4.50						4.67
	Performance			2.00	4.50	5.25	6.25	5.25	4.75						5.08
	Composition			2.00	4.75	4.50	6.00	5.25	5.25						5.08
	Interpretation of the Music			2.00	4.50	4.75	6.00	5.50	5.00						5.08
	Judges Total Program Component Score (factored)														49.98

Deductions	Falls: -1.00(1)	-1.00
-------------------	-----------------	--------------

x Credit for highlight distribution, base value multiplied by 1.1

Golden Bear 2016

SENIOR MEN FREE SKATING

JUDGES DETAILS PER SKATER

Rank	Name	Nation	Starting Number	Total Segment Score	Total Element Score	Total Program Score (factored)	Total Component Score (factored)	Total Deductions
13	Chih I TSAO	TPE	14	92.55	44.37		54.18	6.00

#	Executed Elements	Info	Base Value	GOE	J1	J2	J3	J4	J5	J6	J7	J8	J9	Ref	Scores of Panel
1	3A<	<	5.90	-3.00	-3	-3	-3	-3	-3						2.90
2	3S		4.40	-2.10	-3	-3	-3	-3	-3						2.30
3	CCSp4		3.20	0.33	0	1	1	0	1						3.53
4	ChSq1		2.00	0.23	0	0	0	1	1						2.23
5	2F		2.09	x 0.20	1	1	1	0	0						2.29
6	3Lz<	<	4.62	x -2.10	-3	-3	-3	-3	-3						2.52
7	3Lo		5.61	x -2.10	-3	-3	-3	-3	-3						3.51
8	CCoSp3		3.00	0.17	1	1	0	0	0						3.17
9	3T+2T+2Lo		8.14	x 0.23	1	1	0	0	0						8.37
10	3S+REP		3.39	x -1.87	-3	-3	-2	-2	-3						1.52
11	StSq3		3.30	0.17	0	0	0	1	1						3.47
12	2A+2T		5.06	x 0.50	1	1	0	1	1						5.56
13	FSSp4		3.00	0.00	0	0	0	0	1						3.00
			53.71												44.37
	Program Components			Factor											
	Skating Skills			2.00	4.75	5.50	5.50	6.25	6.00						5.67
	Transitions			2.00	4.25	4.25	4.75	6.00	5.75						4.92
	Performance			2.00	4.50	5.25	5.50	5.50	5.25						5.33
	Composition			2.00	4.50	5.00	6.00	5.75	5.75						5.50
	Interpretation of the Music			2.00	4.50	5.25	5.75	6.25	6.00						5.67
	Judges Total Program Component Score (factored)														54.18

Deductions	Falls: -6.00(4)	-6.00
-------------------	-----------------	--------------

< Under-rotated jump x Credit for highlight distribution, base value multiplied by 1.1 REP Jump repetition

Rank	Name	Nation	Starting Number	Total Segment Score	Total Element Score	Total Program Score (factored)	Total Component Score (factored)	Total Deductions
14	Tomas KUPKA	CZE	3	90.60	43.94		46.66	0.00

#	Executed Elements	Info	Base Value	GOE	J1	J2	J3	J4	J5	J6	J7	J8	J9	Ref	Scores of Panel
1	1A		1.10	0.07	1	1	0	0	0						1.17
2	3Lz+3T		10.30	-0.47	-1	0	0	-2	-1						9.83
3	CSSp3		2.60	0.50	1	1	0	1	1						3.10
4	3F		5.30	0.00	0	0	0	0	1						5.30
5	ChSq1		2.00	0.00	0	0	0	0	0						2.00
6	3S+1T		5.28	x -0.47	-1	-1	0	0	-1						4.81
7	2Lo		1.98	x 0.00	0	0	0	1	0						1.98
8	CCoSp3		3.00	0.17	1	1	0	0	0						3.17
9	1A		1.21	x -0.07	0	0	0	-1	-1						1.14
10	2Lz		2.31	x 0.00	0	0	0	0	0						2.31
11	2A		3.63	x 0.00	0	0	0	0	0						3.63
12	FCSp2		2.30	-0.10	-1	-1	0	0	0						2.20
13	StSq3		3.30	0.00	0	0	0	0	0						3.30
			44.31												43.94
	Program Components			Factor											
	Skating Skills			2.00	5.00	5.00	5.50	4.75	4.75						4.92
	Transitions			2.00	4.00	4.00	4.75	4.50	4.50						4.33
	Performance			2.00	4.50	4.25	5.25	4.50	4.75						4.58
	Composition			2.00	4.50	4.50	5.00	4.75	5.00						4.75
	Interpretation of the Music			2.00	4.50	4.00	5.00	4.75	5.00						4.75
	Judges Total Program Component Score (factored)														46.66

Deductions		0.00
-------------------	--	-------------

x Credit for highlight distribution, base value multiplied by 1.1

Golden Bear 2016

SENIOR MEN FREE SKATING

JUDGES DETAILS PER SKATER

Rank	Name	Nation	Starting Number	Total Segment Score	Total Element Score	Program Score (factored)	Total Component Score (factored)	Total Deductions
15	Marco ZANDRON	ITA	5	86.75	41.27		46.48	1.00

#	Executed Elements	Info	Base Value	GOE	J1	J2	J3	J4	J5	J6	J7	J8	J9	Ref	Scores of Panel
1	2A		3.30	0.00	0	1	0	0	0						3.30
2	3F+2T		6.60	0.00	0	-1	0	0	0						6.60
3	3S		4.40	0.00	0	0	0	0	-1						4.40
4	StSq3		3.30	0.33	1	1	0	0	1						3.63
5	FSSp2		2.30	0.17	0	1	0	0	1						2.47
6	2Lo	x	1.98	-0.90	-3	-3	-3	-3	-3						1.08
7	3T	x	4.73	-0.70	-1	-1	-1	-1	-1						4.03
8	3Lo	x	5.61	-1.87	-3	-3	-2	-2	-3						3.74
9	3S+REP	x	3.39	-2.10	-3	-3	-3	-3	-3						1.29
10	ChSq1		2.00	0.00	0	0	0	0	-1						2.00
11	2A	x	3.63	0.00	0	1	0	0	0						3.63
12	CCSp2		2.30	-0.60	-2	-2	-2	-2	-2						1.70
13	CCoSp4		3.50	-0.10	0	-1	-1	0	0						3.40
			47.04												41.27
Program Components				Factor											
Skating Skills				2.00	5.00	5.25	5.00	4.50	4.50						4.83
Transitions				2.00	4.50	4.00	4.50	4.00	4.75						4.33
Performance				2.00	4.75	4.25	5.25	4.25	4.25						4.42
Composition				2.00	4.75	4.75	5.75	4.50	5.00						4.83
Interpretation of the Music				2.00	4.75	4.00	5.50	4.75	5.00						4.83
Judges Total Program Component Score (factored)															46.48

Deductions	Falls: -1.00(1)	-1.00
-------------------	-----------------	--------------

x Credit for highlight distribution, base value multiplied by 1.1 REP Jump repetition

Rank	Name	Nation	Starting Number	Total Segment Score	Total Element Score	Program Score (factored)	Total Component Score (factored)	Total Deductions
16	Alberto VANZ	ITA	10	81.60	33.94		47.66	0.00

#	Executed Elements	Info	Base Value	GOE	J1	J2	J3	J4	J5	J6	J7	J8	J9	Ref	Scores of Panel
1	1Lz		0.60	0.00	0	-1	0	0	0						0.60
2	1F		0.50	-0.03	-1	-1	0	0	0						0.47
3	3Lo+2T		6.40	0.00	0	0	0	0	0						6.40
4	FSSp4		3.00	0.00	0	0	0	0	1						3.00
5	CCoSp2		2.50	-0.50	-2	-2	-1	-1	-2						2.00
6	StSq2		2.60	0.00	0	0	0	0	1						2.60
7	2Lo	x	1.98	0.00	0	0	0	0	0						1.98
8	2Lz+2T	x	3.74	0.00	0	0	0	0	0						3.74
9	1A	x	1.21	0.00	0	0	-1	0	0						1.21
10	3S+2T*	x	4.84	-1.87	-3	-2	-2	-3	-3						2.97
11	FCCoSp3		3.00	-0.30	-1	-1	-2	-1	-1						2.70
12	ChSq1		2.00	0.47	1	1	0	0	1						2.47
13	2A	x	3.63	0.17	1	1	0	0	0						3.80
			36.00												33.94
Program Components				Factor											
Skating Skills				2.00	4.50	5.00	5.25	4.75	5.00						4.92
Transitions				2.00	4.25	4.00	4.50	4.75	5.25						4.50
Performance				2.00	4.25	4.50	4.75	4.50	4.75						4.58
Composition				2.00	4.50	4.25	5.50	5.00	5.50						5.00
Interpretation of the Music				2.00	4.75	4.50	4.50	5.25	5.75						4.83
Judges Total Program Component Score (factored)															47.66

Deductions		0.00
-------------------	--	-------------

* Invalid element x Credit for highlight distribution, base value multiplied by 1.1

Golden Bear 2016

SENIOR MEN FREE SKATING

JUDGES DETAILS PER SKATER

Rank	Name	Nation	Starting Number	Total Segment Score	Total Element Score	Program Score (factored)	Total Component Score (factored)	Total Deductions
17	Harry Hau Yin LEE	HKG	2	76.23	36.73		40.50	1.00

#	Executed Elements	Info	Base Value	GOE	J1	J2	J3	J4	J5	J6	J7	J8	J9	Ref	Scores of Panel
1	2T+2T		2.60	0.00	0	1	0	0	0						2.60
2	3Lz<	<	4.20	-1.87	-3	-2	-2	-3	-3						2.33
3	3F	!	5.30	-2.10	-3	-3	-3	-3	-3						3.20
4	CSSp3		2.60	0.00	0	-1	0	0	1						2.60
5	StSq2		2.60	0.00	0	-1	0	0	0						2.60
6	2S+2T*	*	1.43	x 0.00	1	0	0	0	0						1.43
7	FCSp3		2.80	-0.30	-1	-1	-1	-1	0						2.50
8	3S		4.84	x 0.00	-1	0	0	0	0						4.84
9	2A		3.63	x -1.17	-3	-3	-2	-2	-2						2.46
10	2A+1Lo+2S		5.61	x 0.00	0	0	0	0	0						5.61
11	2F		2.09	x 0.00	0	0	0	0	0						2.09
12	ChSq1		2.00	-0.33	-1	-1	0	-1	0						1.67
13	CCoSp3		3.00	-0.20	0	-1	0	-1	-1						2.80
			42.70											36.73	
Program Components				Factor											
Skating Skills				2.00	4.50	4.50	4.25	3.75	4.25					4.33	
Transitions				2.00	3.50	3.00	3.75	3.75	4.00					3.67	
Performance				2.00	4.25	3.75	4.50	3.75	4.25					4.08	
Composition				2.00	4.25	4.00	4.75	4.00	4.50					4.25	
Interpretation of the Music				2.00	4.00	3.50	4.25	4.00	3.75					3.92	
Judges Total Program Component Score (factored)														40.50	

Deductions	Falls: -1.00(1)	-1.00
-------------------	-----------------	--------------

< Under-rotated jump * Invalid element x Credit for highlight distribution, base value multiplied by 1.1 ! Not clear edge

Rank	Name	Nation	Starting Number	Total Segment Score	Total Element Score	Program Score (factored)	Total Component Score (factored)	Total Deductions
18	Alexander BOROVOJ	HUN	1	75.73	35.41		41.32	1.00

#	Executed Elements	Info	Base Value	GOE	J1	J2	J3	J4	J5	J6	J7	J8	J9	Ref	Scores of Panel
1	3Lz<	<	4.20	-1.17	-2	-1	-2	-3	-1						3.03
2	3Lo		5.10	-1.40	-2	-2	-1	-2	-2						3.70
3	3T		4.30	-1.87	-3	-3	-2	-2	-3						2.43
4	FSSp4		3.00	0.00	0	1	0	0	0						3.00
5	3Lo<+REP	<	2.52	-2.10	-3	-3	-3	-3	-3						0.42
6	CCoSp4		3.50	0.33	1	1	1	0	0						3.83
7	2A+1Lo+2F		6.27	x -1.00	-3	-3	-1	-1	-2						5.27
8	2T		1.43	x -0.20	-1	-1	0	-1	-1						1.23
9	1S		0.44	x -0.27	-3	-3	-3	-2	-2						0.17
10	2A+2T		5.06	x -0.83	-2	-2	-1	-1	-2						4.23
11	FCCoSp4		3.50	0.00	0	0	0	-1	0						3.50
12	StSq2		2.60	0.00	0	0	1	0	0						2.60
13	ChSq1		2.00	0.00	0	0	1	0	0						2.00
			43.92											35.41	
Program Components				Factor											
Skating Skills				2.00	4.00	4.00	4.75	4.25	4.00					4.08	
Transitions				2.00	4.25	3.50	4.25	3.75	3.75					3.92	
Performance				2.00	4.25	4.00	4.50	4.00	4.00					4.08	
Composition				2.00	4.50	4.50	4.75	4.00	4.00					4.33	
Interpretation of the Music				2.00	4.25	4.25	4.00	4.25	4.25					4.25	
Judges Total Program Component Score (factored)														41.32	

Deductions	Falls: -1.00(1)	-1.00
-------------------	-----------------	--------------

< Under-rotated jump x Credit for highlight distribution, base value multiplied by 1.1 REP Jump repetition

Golden Bear 2016

SENIOR MEN FREE SKATING

JUDGES DETAILS PER SKATER

Rank	Name	Nation	Starting Number	Total Segment Score	Total Element Score	Program Score (factored)	Total Component Score (factored)	Total Deductions
19	Albert MUCK	AUT	4	75.02	33.34		42.68	1.00

#	Executed Elements	Info	Base Value	GOE	J1	J2	J3	J4	J5	J6	J7	J8	J9	Ref	Scores of Panel
1	3S+2T		5.70	-0.70	-1	-1	0	-1	-1						5.00
2	3Lo<	<	3.60	-2.10	-3	-3	-2	-3	-3						1.50
3	3F<	<	3.70	-1.63	-3	-3	-1	-3	-1						2.07
4	3T<+2T	<	4.30	-1.17	-2	-1	-2	-3	-1						3.13
5	CCoSp4		3.50	0.33	1	1	0	0	1						3.83
6	3S<<	<<	1.43	x -0.60	-3	-3	-2	-3	-3						0.83
7	2A+1Lo<+2F	<	6.16	x -0.83	-2	-2	-2	-1	-1						5.33
8	2A		3.63	x -0.17	0	0	-1	-1	0						3.46
9	FSSp		0.00	0.00	-	-	-	-	-						0.00
10	ChSq1		2.00	0.00	0	0	0	0	0						2.00
11	2F		2.09	x 0.00	0	0	0	0	0						2.09
12	StSq1		1.80	0.00	0	-1	0	0	0						1.80
13	CSSp2		2.30	0.00	0	0	0	0	0						2.30
			40.21												33.34
	Program Components			Factor											
	Skating Skills			2.00	4.50	4.75	4.50	3.75	4.25						4.42
	Transitions			2.00	4.00	3.50	4.25	4.00	4.00						4.00
	Performance			2.00	4.25	4.25	5.00	3.75	4.25						4.25
	Composition			2.00	4.25	3.75	5.25	4.00	4.50						4.25
	Interpretation of the Music			2.00	4.50	4.00	4.75	4.25	4.50						4.42
	Judges Total Program Component Score (factored)														42.68

Deductions	Falls: -1.00(1)	-1.00
-------------------	-----------------	--------------

< Under-rotated jump << Downgraded jump x Credit for highlight distribution, base value multiplied by 1.1

printed: 2.11.2016 14:37:44

Golden Bear 2016

SENIOR LADIES

Velesajam	29 lis 2016 30 lis 2016	Short Program Free Skating
------------------	----------------------------	-------------------------------

Size of Skating Area	:	30m*60m
Ice Conditions	:	very good
Number of Entries	:	35
Number of Participants	:	35

Entry Withdrawn	:	
-----------------	---	--

Short Program			
Duration	:	2:40	+ - 10 Sec.
Segment Factor	:	1,00	
Program Component Factors			
		Skating Skills	0.80
		Transitions	0.80
		Performance	0.80
		Composition	0.80
		Interpretation of the Music	0.80

Free Skating			
Duration	:	4:00	+ - 10 Sec.
Segment Factor	:	1,00	
Program Components Factors			
		Skating Skills	1.60
		Transitions	1.60
		Performance	1.60
		Composition	1.60
		Interpretation of the Music	1.60

Golden Bear 2016

PANEL OF JUDGES

SENIOR LADIES - SHORT PROGRAM

Officials

Technical Controller	Mr. Attila SOOS	HUN
Technical Specialist	Ms. Ivana JAKUPCEVIC MARINKOVIC	CRO
Assistant Technical Specialist	Ms. Eva SONNLEITNER	AUT

Judges

Referee	Ms. Antica GRUBISIC	CRO
Judges	Mr. Thomas BIEGLER	AUT
	Ms. Zanna KULIK	EST
	Ms. Eva SZILAGY	HUN
	Ms. Kristina HOUWING	SWE
	Ms. Kitty DELIO LAFORTE	USA

Data/Replay Operator

	Ms. Nataša BAHAT	CRO
	Mr. Tomislav BISCAN	CRO

Golden Bear 2016

RESULTS

SENIOR LADIES FINAL RESULT

Pl. Name	Nation	Total Score	SP	FS
1 Laurine LECAVELIER	FRA	168,05	1	2
2 Giada RUSSO	ITA	160,35	3	1
3 Nicole SCHOTT	GER	151,90	4	4
4 Matilda ALGOTSSON	SWE	148,67	12	3
5 Fruzsina MEDGYESI	HUN	143,99	2	7
6 Micol CRISTINI	ITA	143,07	7	6
7 Maria HERCEG	GER	141,50	11	5
8 Jeromie REPOND	SUI	134,90	8	10
9 Liubov EFIMENKO	FIN	133,42	5	14
10 Kerstin FRANK	AUT	132,54	9	12
11 Belinda SCHOENBERGER	AUT	132,45	16	8
12 Eliska BREZINOVA	CZE	132,34	10	11
13 Antonina DUBININA	SRB	129,88	6	18
14 Natalie KLOTZ	AUT	128,36	19	9
15 Charlotte VAN DER SARREN	BEL	127,11	14	15
16 Annika HOCKE	GER	126,21	13	17
17 Michaela DU TOIT	RSA	125,87	17	13
18 Julia SAUTER	ROM	121,98	15	20
19 Kristina SKULETA-GROMOVA	EST	119,68	20	16
20 Alessia ZARDINI	ITA	118,93	18	21
21 Lara ROTH	AUT	110,93	21	23
22 Julia BATORI	HUN	110,62	22	22
23 Dasa GRM	SLO	109,24	27	19
24 Romana KAISER	LIE	102,19	24	25
25 Sila SAYGI	TUR	98,20	25	26
26 Nina Larissa WOLFSLAST	AUT	95,40	23	27
27 Lea SERNA	FRA	89,02	30	24
28 Eszter SZOMBATHELYI	HUN	86,64	28	28
29 Valentina MIKAC	CRO	67,62	29	29
Withdrawn				
Anita KAPFERER	AUT	30,95	26	
Helery HALVIN	EST			
Elizaveta LEONOVA	EST			
Julie FROETSCHER	FRA			
Naja FERKOV	SLO			
Ursa KRUSEC	SLO			

Ms. Antica GRUBISIC CRO

Referee

Printed: 30.10.2016 22:09:42

Mr. Attila SOOS HUN

Technical Controller

Golden Bear 2016

RESULTS

SENIOR LADIES SHORT PROGRAM

Pl.	Name	Nation	Total Segment Score
1	Laurine LECAVELIER	FRA	61.47
2	Fruzsina MEDGYESI	HUN	53.13
3	Giada RUSSO	ITA	53.12
4	Nicole SCHOTT	GER	52.64
5	Liubov EFIMENKO	FIN	51.44
6	Antonina DUBININA	SRB	49.80
7	Micol CRISTINI	ITA	49.52
8	Jeromie REPOND	SUI	49.18
9	Kerstin FRANK	AUT	48.39
10	Eliska BREZINOVA	CZE	47.04
11	Maria HERCEG	GER	46.99
12	Matilda ALGOTSSON	SWE	46.26
13	Annika HOCKE	GER	46.13
14	Charlotte VAN DER SARREN	BEL	45.53
15	Julia SAUTER	ROM	45.20
16	Belinda SCHOENBERGER	AUT	44.40
17	Michaela DU TOIT	RSA	43.52
18	Alessia ZARDINI	ITA	42.18
19	Natalie KLOTZ	AUT	40.44
20	Kristina SKULETA-GROMOVA	EST	39.55
21	Lara ROTH	AUT	38.14
22	Julia BATORI	HUN	35.85
23	Nina Larissa WOLFLAST	AUT	35.00
24	Romana KAISER	LIE	33.54
25	Sila SAYGI	TUR	32.77
26	Anita KAPFERER	AUT	30.95
27	Dasa GRM	SLO	30.73
28	Eszter SZOMBATHELYI	HUN	30.31
29	Valentina MIKAC	CRO	18.75
30	Lea SERNA	FRA	18.19

SENIOR LADIES

RESULT DETAILS SHORT PROGRAM

Pl.	Name	Nation	Total Segment Score =	Total Element Score +	Tot. Prog. Comp. Score * +	SS	TR	PE	CO	IN	Deduct. -
1	Laurine LECAVELIER	FRA	61.47	34.13	27.34	7.00	6.75	6.67	6.83	6.92	0.00
2	Fruzsina MEDGYESI	HUN	53.13	30.67	22.46	5.67	5.50	5.75	5.58	5.58	0.00
3	Giada RUSSO	ITA	53.12	26.80	26.32	6.50	6.58	6.42	6.58	6.83	0.00
4	Nicole SCHOTT	GER	52.64	28.50	24.14	6.00	5.75	6.00	6.17	6.25	0.00
5	Liubov EFIMENKO	FIN	51.44	27.72	23.72	5.75	5.75	6.08	6.08	6.00	0.00
6	Antonina DUBININA	SRB	49.80	28.80	21.00	5.33	5.17	5.42	5.25	5.08	0.00
7	Micol CRISTINI	ITA	49.52	27.06	22.46	5.58	5.25	5.67	5.75	5.83	0.00
8	Jeromie REPOND	SUI	49.18	27.90	21.28	5.25	5.00	5.42	5.42	5.50	0.00
9	Kerstin FRANK	AUT	48.39	25.03	23.36	5.92	5.50	5.92	5.92	5.92	0.00
10	Eliska BREZINOVA	CZE	47.04	24.26	23.78	6.33	5.75	5.83	6.08	5.75	1.00
11	Maria HERCEG	GER	46.99	25.39	22.60	5.83	5.42	5.50	5.83	5.67	1.00
12	Matilda ALGOTSSON	SWE	46.26	24.86	22.40	5.75	5.33	5.42	5.75	5.75	1.00
13	Annika HOCKE	GER	46.13	24.39	21.74	5.50	5.17	5.50	5.42	5.58	0.00
14	Charlotte VAN DER SARREN	BEL	45.53	23.07	22.46	5.58	5.42	5.83	5.58	5.67	0.00
15	Julia SAUTER	ROM	45.20	25.32	20.88	5.17	4.92	5.33	5.17	5.50	1.00
16	Belinda SCHOENBERGER	AUT	44.40	23.52	20.88	5.08	4.92	5.17	5.42	5.50	0.00
17	Michaela DU TOIT	RSA	43.52	25.26	19.26	4.83	4.50	4.83	5.00	4.92	1.00
18	Alessia ZARDINI	ITA	42.18	23.44	18.74	4.58	4.50	4.75	4.67	4.92	0.00
19	Natalie KLOTZ	AUT	40.44	22.66	18.78	5.08	4.50	4.58	4.75	4.58	1.00
20	Kristina SKULETA-GROMOVA	EST	39.55	20.23	20.32	5.25	5.00	4.83	5.08	5.25	1.00
21	Lara ROTH	AUT	38.14	19.60	19.54	5.25	5.00	4.58	4.92	4.67	1.00
22	Julia BATORI	HUN	35.85	17.47	18.38	4.58	4.42	4.58	4.58	4.83	0.00
23	Nina Larissa WOLFSLAST	AUT	35.00	17.20	18.80	4.75	4.42	4.75	4.83	4.75	1.00
24	Romana KAISER	LIE	33.54	16.40	17.14	4.33	3.92	4.17	4.50	4.50	0.00
25	Sila SAYGI	TUR	32.77	13.83	19.94	5.17	4.92	4.83	5.00	5.00	1.00
26	Anita KAPFERER	AUT	30.95	17.13	17.82	4.67	4.42	4.08	4.42	4.67	4.00
27	Dasa GRM	SLO	30.73	15.67	19.06	5.25	4.75	4.33	4.75	4.75	4.00
28	Eszter SZOMBATHELYI	HUN	30.31	12.73	17.58	4.50	4.08	4.33	4.33	4.75	0.00
29	Valentina MIKAC	CRO	18.75	9.17	13.58	3.58	3.00	3.08	3.75	3.58	4.00
30	Lea SERNA	FRA	18.19	6.17	16.02	4.67	4.08	3.42	4.17	3.67	4.00

SENIOR LADIES

RESULT DETAILS SHORT PROGRAM

SS = Skating Skills

TR = Transitions

PE = Performance

CO = Composition

IN = Interpretation of the Music

* = factored score

Printed: 2.11.2016 14:44:06

Golden Bear 2016

SENIOR LADIES SHORT PROGRAM

JUDGES DETAILS PER SKATER

Rank	Name	Nation	Starting Number	Total Segment Score	Total Element Score	Total Program Component Score (factored)	Total Deductions
1	Laurine LECAVELIER	FRA	33	61.47	34.13	27.34	0.00

#	Executed Elements	Info	Base Value	GOE	J1	J2	J3	J4	J5	J6	J7	J8	J9	Ref	Scores of Panel
1	3T+3T		8.60	1.40	3	2	1	2	2						10.00
2	FCSp4		3.20	1.00	3	2	2	2	2						4.20
3	StSq3		3.30	1.00	2	2	2	2	2						4.30
4	CCoSp3		3.00	0.33	1	1	1	0	0						3.33
5	3Lz	x	6.60	-1.63	-1	-2	-3	-2	-3						4.97
6	2A	x	3.63	0.50	2	1	1	1	1						4.13
7	LSp4		2.70	0.50	1	1	1	1	1						3.20
			31.03												34.13
	Program Components			Factor											
	Skating Skills			0.80	7.50	6.25	7.00	7.00	7.00						7.00
	Transitions			0.80	7.00	6.50	6.75	6.75	6.75						6.75
	Performance			0.80	7.50	6.50	7.00	6.25	6.50						6.67
	Composition			0.80	7.50	6.75	7.25	6.50	6.50						6.83
	Interpretation of the Music			0.80	8.00	6.50	7.25	6.75	6.75						6.92
	Judges Total Program Component Score (factored)														27.34

Deductions	0.00
-------------------	-------------

x Credit for highlight distribution, base value multiplied by 1.1

Rank	Name	Nation	Starting Number	Total Segment Score	Total Element Score	Total Program Component Score (factored)	Total Deductions
2	Fruzsina MEDGYESI	HUN	4	53.13	30.67	22.46	0.00

#	Executed Elements	Info	Base Value	GOE	J1	J2	J3	J4	J5	J6	J7	J8	J9	Ref	Scores of Panel
1	3S+3T		8.70	-0.70	0	-1	-1	-1	-1						8.00
2	FCSp4		3.20	-0.10	-1	0	0	-1	0						3.10
3	LSp4		2.70	0.50	2	1	1	1	0						3.20
4	StSq3		3.30	0.50	1	1	1	1	1						3.80
5	3Lo	x	5.61	-1.17	0	-1	-2	-2	-2						4.44
6	2A	x	3.63	0.50	1	1	1	1	0						4.13
7	CCoSp4		3.50	0.50	2	1	1	1	1						4.00
			30.64												30.67
	Program Components			Factor											
	Skating Skills			0.80	5.75	6.00	6.00	5.25	5.00						5.67
	Transitions			0.80	5.75	5.75	6.25	5.00	4.75						5.50
	Performance			0.80	6.00	6.00	6.00	5.25	5.00						5.75
	Composition			0.80	6.00	5.75	6.25	5.00	5.00						5.58
	Interpretation of the Music			0.80	6.25	6.00	6.00	4.75	4.75						5.58
	Judges Total Program Component Score (factored)														22.46

Deductions	0.00
-------------------	-------------

x Credit for highlight distribution, base value multiplied by 1.1

Golden Bear 2016

SENIOR LADIES SHORT PROGRAM

JUDGES DETAILS PER SKATER

Rank	Name	Nation	Starting Number	Total Segment Score	Total Element Score	Total Program Component Score (factored)	Total Deductions
3	Giada RUSSO	ITA	29	53.12	26.80	26.32	0.00

#	Executed Elements	Info	Base Value	GOE	J1	J2	J3	J4	J5	J6	J7	J8	J9	Ref	Scores of Panel
1	1T*	*	0.00	0.00	-	-	-	-	-						0.00
2	3F+2T		6.60	0.23	1	0	0	1	0						6.83
3	LSp4		2.70	0.67	2	1	2	1	1						3.37
4	2A		3.63	x 0.67	2	1	1	2	1						4.30
5	FSSp4		3.00	0.33	1	2	0	1	0						3.33
6	CCoSp4		3.50	0.67	2	2	0	1	1						4.17
7	StSq3		3.30	1.50	3	3	3	3	2						4.80
			22.73												26.80
	Program Components			Factor											
	Skating Skills			0.80	7.00	6.50	6.50	6.50	6.25						6.50
	Transitions			0.80	8.00	6.75	6.75	6.25	5.75						6.58
	Performance			0.80	8.50	6.50	6.75	6.00	6.00						6.42
	Composition			0.80	8.00	7.00	6.50	6.25	6.00						6.58
	Interpretation of the Music			0.80	9.00	7.00	7.00	6.50	6.25						6.83
	Judges Total Program Component Score (factored)														26.32

Deductions	0.00
-------------------	-------------

* Invalid element x Credit for highlight distribution, base value multiplied by 1.1

Rank	Name	Nation	Starting Number	Total Segment Score	Total Element Score	Total Program Component Score (factored)	Total Deductions
4	Nicole SCHOTT	GER	6	52.64	28.50	24.14	0.00

#	Executed Elements	Info	Base Value	GOE	J1	J2	J3	J4	J5	J6	J7	J8	J9	Ref	Scores of Panel
1	3Lo		5.10	0.23	1	1	-1	0	0						5.33
2	3T+2T		5.60	-0.93	-2	-1	-2	-1	-1						4.67
3	FCSp4		3.20	0.50	1	1	0	1	1						3.70
4	2A		3.63	x 0.50	1	1	1	1	1						4.13
5	CCoSp4		3.50	0.00	0	0	-1	0	0						3.50
6	StSq3		3.30	1.00	2	1	2	2	2						4.30
7	LSp4		2.70	0.17	0	0	1	0	1						2.87
			27.03												28.50
	Program Components			Factor											
	Skating Skills			0.80	6.00	6.50	5.75	6.00	6.00						6.00
	Transitions			0.80	5.75	6.00	5.50	5.75	5.75						5.75
	Performance			0.80	6.00	6.25	6.00	6.00	6.00						6.00
	Composition			0.80	6.25	6.00	5.75	6.25	6.25						6.17
	Interpretation of the Music			0.80	6.25	6.25	6.25	6.00	6.25						6.25
	Judges Total Program Component Score (factored)														24.14

Deductions	0.00
-------------------	-------------

x Credit for highlight distribution, base value multiplied by 1.1

Golden Bear 2016

SENIOR LADIES SHORT PROGRAM

JUDGES DETAILS PER SKATER

Rank	Name	Nation	Starting Number	Total Segment Score	Total Element Score	Total Program Component Score (factored)	Total Deductions
5	Liubov EFIMENKO	FIN	28	51.44	27.72	23.72	0.00

#	Executed Elements	Info	Base Value	GOE	J1	J2	J3	J4	J5	J6	J7	J8	J9	Ref	Scores of Panel
1	3Lo<	<	3.60	-1.17	-2	-1	-3	-1	-2						2.43
2	3T+2T		5.60	0.70	1	0	0	2	2						6.30
3	FCSp4		3.20	0.50	1	1	1	1	1						3.70
4	2A	x	3.63	0.50	1	1	1	2	1						4.13
5	CCoSp4		3.50	0.33	0	1	0	1	1						3.83
6	StSq3		3.30	0.83	2	1	1	2	2						4.13
7	LSp4		2.70	0.50	1	1	0	1	1						3.20
			25.53												27.72
	Program Components			Factor											
	Skating Skills			0.80	5.75	5.50	5.50	6.00	6.00						5.75
	Transitions			0.80	5.75	5.50	5.00	6.50	6.00						5.75
	Performance			0.80	6.25	5.75	5.25	6.25	6.25						6.08
	Composition			0.80	6.25	5.75	5.25	6.25	6.25						6.08
	Interpretation of the Music			0.80	6.00	5.75	5.25	6.50	6.25						6.00
	Judges Total Program Component Score (factored)														23.72

Deductions	0.00
-------------------	-------------

< Under-rotated jump x Credit for highlight distribution, base value multiplied by 1.1

Rank	Name	Nation	Starting Number	Total Segment Score	Total Element Score	Total Program Component Score (factored)	Total Deductions
6	Antonina DUBININA	SRB	16	49.80	28.80	21.00	0.00

#	Executed Elements	Info	Base Value	GOE	J1	J2	J3	J4	J5	J6	J7	J8	J9	Ref	Scores of Panel
1	3S+3T<	<	7.40	-0.93	-1	-1	-2	-1	-2						6.47
2	3F		5.30	0.00	1	0	-1	0	0						5.30
3	CCoSp4		3.50	0.50	1	1	2	1	1						4.00
4	StSq2		2.60	0.00	0	0	0	0	0						2.60
5	2A	x	3.63	0.50	1	1	0	1	1						4.13
6	FSSp3		2.60	0.50	1	1	1	1	0						3.10
7	LSp4		2.70	0.50	2	1	1	1	1						3.20
			27.73												28.80
	Program Components			Factor											
	Skating Skills			0.80	5.50	5.00	5.25	5.25	5.50						5.33
	Transitions			0.80	5.25	5.25	4.75	5.25	5.00						5.17
	Performance			0.80	5.50	5.00	5.25	5.75	5.50						5.42
	Composition			0.80	5.25	4.75	5.00	5.50	5.50						5.25
	Interpretation of the Music			0.80	5.00	4.75	5.00	5.50	5.25						5.08
	Judges Total Program Component Score (factored)														21.00

Deductions	0.00
-------------------	-------------

< Under-rotated jump x Credit for highlight distribution, base value multiplied by 1.1

Golden Bear 2016

SENIOR LADIES SHORT PROGRAM

JUDGES DETAILS PER SKATER

Rank	Name	Nation	Starting Number	Total Segment Score	Total Element Score	Total Program Component Score (factored)	Total Deductions
7	Micol CRISTINI	ITA	2	49.52	27.06	22.46	0.00

#	Executed Elements	Info	Base Value	GOE	J1	J2	J3	J4	J5	J6	J7	J8	J9	Ref	Scores of Panel
1	3S+2T		5.70	0.70	1	1	1	1	1						6.40
2	3T		4.30	-0.23	0	0	-1	-1	0						4.07
3	FSSp3		2.60	0.33	1	1	1	0	0						2.93
4	CCoSp4		3.50	0.33	1	1	0	-1	1						3.83
5	2A	x	3.63	-1.00	-1	-3	-2	-2	-2						2.63
6	StSq3		3.30	0.83	2	2	2	1	1						4.13
7	LSp3		2.40	0.67	2	1	2	1	1						3.07
			25.43												27.06
	Program Components			Factor											
	Skating Skills			0.80	5.75	5.50	6.75	5.25	5.50						5.58
	Transitions			0.80	5.25	5.25	6.25	4.75	5.25						5.25
	Performance			0.80	6.25	5.50	6.50	5.00	5.25						5.67
	Composition			0.80	6.00	5.75	6.50	5.50	5.50						5.75
	Interpretation of the Music			0.80	6.25	5.75	7.00	5.50	5.50						5.83
	Judges Total Program Component Score (factored)														22.46

Deductions	0.00
-------------------	-------------

x Credit for highlight distribution, base value multiplied by 1.1

Rank	Name	Nation	Starting Number	Total Segment Score	Total Element Score	Total Program Component Score (factored)	Total Deductions
8	Jeremie REPOND	SUI	23	49.18	27.90	21.28	0.00

#	Executed Elements	Info	Base Value	GOE	J1	J2	J3	J4	J5	J6	J7	J8	J9	Ref	Scores of Panel
1	3T+3T<	<	7.30	-0.93	-1	-1	-1	-2	-2						6.37
2	3Lo		5.10	-1.40	-2	-2	1	-2	-2						3.70
3	CCoSp4		3.50	0.33	0	0	2	1	1						3.83
4	2A	x	3.63	0.50	1	1	1	1	0						4.13
5	StSq3		3.30	0.50	1	0	1	1	1						3.80
6	FSSp4		3.00	0.50	1	0	2	1	1						3.50
7	LSp3		2.40	0.17	0	0	2	1	0						2.57
			28.23												27.90
	Program Components			Factor											
	Skating Skills			0.80	5.50	5.00	6.75	5.00	5.25						5.25
	Transitions			0.80	5.25	5.00	6.25	4.75	4.75						5.00
	Performance			0.80	5.75	5.25	6.75	5.25	5.00						5.42
	Composition			0.80	5.50	5.25	6.50	5.50	5.00						5.42
	Interpretation of the Music			0.80	5.50	4.75	6.75	5.75	5.25						5.50
	Judges Total Program Component Score (factored)														21.28

Deductions	0.00
-------------------	-------------

< Under-rotated jump x Credit for highlight distribution, base value multiplied by 1.1

Golden Bear 2016

SENIOR LADIES SHORT PROGRAM

JUDGES DETAILS PER SKATER

Rank	Name	Nation	Starting Number	Total Segment Score	Total Element Score	Total Program Component Score (factored)	Total Deductions
9	Kerstin FRANK	AUT	20	48.39	25.03	23.36	0.00

#	Executed Elements	Info	Base Value	GOE	J1	J2	J3	J4	J5	J6	J7	J8	J9	Ref	Scores of Panel
1	3T+2T		5.60	0.93	1	1	0	2	2						6.53
2	FCSp4		3.20	0.33	0	1	0	1	1						3.53
3	StSq2		2.60	0.50	1	1	2	1	1						3.10
4	3S		4.84	x 0.00	1	0	0	0	0						4.84
5	LSp4		2.70	0.33	-1	0	1	1	1						3.03
6	1A*	*	0.00	x 0.00	-	-	-	-	-						0.00
7	CCoSp4		3.50	0.50	1	0	1	1	1						4.00
			22.44												25.03
Program Components			Factor												
Skating Skills			0.80			5.75	5.75	6.00	6.00	6.00					5.92
Transitions			0.80			5.25	5.25	5.75	5.50	5.75					5.50
Performance			0.80			5.50	5.75	5.75	6.25	6.25					5.92
Composition			0.80			5.75	5.50	6.00	6.00	6.00					5.92
Interpretation of the Music			0.80			5.75	5.50	6.00	6.25	6.00					5.92
Judges Total Program Component Score (factored)															23.36

Deductions	0.00
-------------------	-------------

* Invalid element x Credit for highlight distribution, base value multiplied by 1.1

Rank	Name	Nation	Starting Number	Total Segment Score	Total Element Score	Total Program Component Score (factored)	Total Deductions
10	Eliska BREZINOVA	CZE	18	47.04	24.26	23.78	1.00

#	Executed Elements	Info	Base Value	GOE	J1	J2	J3	J4	J5	J6	J7	J8	J9	Ref	Scores of Panel
1	3Lz<	<	4.20	-2.10	-3	-3	-3	-3	-3						2.10
2	3T+2T		5.60	-2.10	-3	-3	-3	-3	-3						3.50
3	FCSp4		3.20	0.83	2	2	1	1	2						4.03
4	StSq2		2.60	0.50	1	1	1	1	1						3.10
5	2A		3.63	x 0.83	2	2	1	2	1						4.46
6	CCoSp4		3.50	0.67	2	2	1	1	1						4.17
7	LSp3		2.40	0.50	0	1	1	1	1						2.90
			25.13												24.26
Program Components			Factor												
Skating Skills			0.80			6.50	6.75	6.00	6.25	6.25					6.33
Transitions			0.80			5.75	6.00	5.75	5.50	5.75					5.75
Performance			0.80			6.00	6.25	5.50	5.75	5.75					5.83
Composition			0.80			5.75	6.50	5.75	6.25	6.25					6.08
Interpretation of the Music			0.80			5.75	6.50	5.75	5.50	5.75					5.75
Judges Total Program Component Score (factored)															23.78

Deductions	Falls: -1.00(1)	-1.00
-------------------	-----------------	--------------

< Under-rotated jump x Credit for highlight distribution, base value multiplied by 1.1

Golden Bear 2016

SENIOR LADIES SHORT PROGRAM

JUDGES DETAILS PER SKATER

Rank	Name	Nation	Starting Number	Total Segment Score	Total Element Score	Total Program Component Score (factored)	Total Deductions
11	Maria HERCEG	GER	32	46.99	25.39	22.60	1.00

#	Executed Elements	Info	Base Value	GOE	J1	J2	J3	J4	J5	J6	J7	J8	J9	Ref	Scores of Panel
1	3T		4.30	-1.40	-2	-3	-2	-2	-2						2.90
2	3Lo+COMBO		5.10	-2.10	-3	-3	-3	-3	-3						3.00
3	FCSp4		3.20	0.50	1	1	1	1	1						3.70
4	StSq3		3.30	0.83	2	2	2	1	1						4.13
5	2A	x	3.63	0.83	2	1	1	2	2						4.46
6	LSp4		2.70	0.50	1	0	1	1	1						3.20
7	CCoSp4		3.50	0.50	2	1	1	1	1						4.00
			25.73												25.39
Program Components				Factor											
	Skating Skills			0.80	6.00	5.50	6.50	5.75	5.75						5.83
	Transitions			0.80	5.75	5.00	5.75	5.25	5.25						5.42
	Performance			0.80	6.00	5.25	6.00	5.25	5.25						5.50
	Composition			0.80	5.75	5.25	6.25	6.00	5.75						5.83
	Interpretation of the Music			0.80	5.75	5.50	6.25	5.75	5.50						5.67
Judges Total Program Component Score (factored)															22.60

Deductions	Falls: -1.00(1)	-1.00
-------------------	-----------------	--------------

x Credit for highlight distribution, base value multiplied by 1.1

Rank	Name	Nation	Starting Number	Total Segment Score	Total Element Score	Total Program Component Score (factored)	Total Deductions
12	Matilda ALGOTSSON	SWE	22	46.26	24.86	22.40	1.00

#	Executed Elements	Info	Base Value	GOE	J1	J2	J3	J4	J5	J6	J7	J8	J9	Ref	Scores of Panel
1	3Lz<<	!	2.10	-0.90	-3	-3	-3	-3	-3						1.20
2	3Lo+2T		6.40	-1.40	-2	-2	-1	-2	-2						5.00
3	FCSp4		3.20	0.50	1	1	0	1	1						3.70
4	2A		3.30	0.00	0	0	-1	0	1						3.30
5	LSp4		2.70	0.50	2	1	1	1	1						3.20
6	StSq3		3.30	0.83	2	1	1	2	2						4.13
7	CCoSp4		3.50	0.83	2	2	2	1	1						4.33
			24.50												24.86
Program Components				Factor											
	Skating Skills			0.80	5.75	5.25	6.25	5.75	5.75						5.75
	Transitions			0.80	5.75	5.00	5.75	5.00	5.25						5.33
	Performance			0.80	5.75	5.00	6.00	5.25	5.25						5.42
	Composition			0.80	6.00	5.50	5.75	5.75	5.75						5.75
	Interpretation of the Music			0.80	6.25	5.00	6.00	5.50	5.75						5.75
Judges Total Program Component Score (factored)															22.40

Deductions	Falls: -1.00(1)	-1.00
-------------------	-----------------	--------------

<< Downgraded jump ! Not clear edge

Golden Bear 2016

SENIOR LADIES SHORT PROGRAM

JUDGES DETAILS PER SKATER

Rank	Name	Nation	Starting Number	Total Segment Score	Total Element Score	Total Program Component Score (factored)	Total Deductions
13	Annika HOCKE	GER	5	46.13	24.39	21.74	0.00

#	Executed Elements	Info	Base Value	GOE	J1	J2	J3	J4	J5	J6	J7	J8	J9	Ref	Scores of Panel
1	3T+2T		5.60	0.00	0	0	0	0	0						5.60
2	3Lo<	<	3.60	-1.87	-3	-2	-3	-2	-3						1.73
3	LSp4		2.70	0.50	1	1	1	1	0						3.20
4	CCoSp4		3.50	0.00	0	1	0	0	0						3.50
5	2A	x	3.63	0.50	1	2	1	1	1						4.13
6	FSSp3		2.60	0.33	0	0	1	1	1						2.93
7	StSq3		3.30	0.00	0	0	1	0	0						3.30
			24.93												24.39
	Program Components			Factor											
	Skating Skills			0.80	5.25	6.25	5.75	5.50	5.25						5.50
	Transitions			0.80	5.00	5.75	5.25	5.25	5.00						5.17
	Performance			0.80	5.25	6.00	5.75	5.50	5.25						5.50
	Composition			0.80	5.00	6.00	5.25	5.50	5.50						5.42
	Interpretation of the Music			0.80	5.50	6.50	5.50	5.75	5.50						5.58
	Judges Total Program Component Score (factored)														21.74

Deductions	0.00
-------------------	-------------

< Under-rotated jump x Credit for highlight distribution, base value multiplied by 1.1

Rank	Name	Nation	Starting Number	Total Segment Score	Total Element Score	Total Program Component Score (factored)	Total Deductions
14	Charlotte VAN DER SARREN	BEL	34	45.53	23.07	22.46	0.00

#	Executed Elements	Info	Base Value	GOE	J1	J2	J3	J4	J5	J6	J7	J8	J9	Ref	Scores of Panel
1	2A		3.30	0.83	2	1	1	2	2						4.13
2	2T+COMBO		1.30	-0.60	-3	-3	-3	-3	-3						0.70
3	FCSp2		2.30	0.17	0	0	0	1	1						2.47
4	3S	x	4.84	0.23	-1	0	0	1	1						5.07
5	LSp3		2.40	0.50	2	1	1	1	1						2.90
6	StSq3		3.30	0.33	2	0	1	0	1						3.63
7	CCoSp4		3.50	0.67	2	1	2	1	1						4.17
			20.94												23.07
	Program Components			Factor											
	Skating Skills			0.80	5.75	5.00	6.50	5.50	5.50						5.58
	Transitions			0.80	5.75	5.25	6.00	5.25	5.25						5.42
	Performance			0.80	6.25	5.00	6.00	5.75	5.75						5.83
	Composition			0.80	6.00	5.50	5.75	5.25	5.50						5.58
	Interpretation of the Music			0.80	6.00	5.25	6.00	5.50	5.50						5.67
	Judges Total Program Component Score (factored)														22.46

Deductions	0.00
-------------------	-------------

x Credit for highlight distribution, base value multiplied by 1.1

Golden Bear 2016

SENIOR LADIES SHORT PROGRAM

JUDGES DETAILS PER SKATER

Rank	Name	Nation	Starting Number	Total Segment Score	Total Element Score	Total Program Component Score (factored)	Total Deductions
15	Julia SAUTER	ROM	25	45.20	25.32	20.88	1.00

#	Executed Elements	Info	Base Value	GOE	J1	J2	J3	J4	J5	J6	J7	J8	J9	Ref	Scores of Panel
1	3S+2T		5.70	-0.70	-1	-1	-1	-1	-1						5.00
2	3T		4.30	-2.10	-3	-3	-3	-3	-3						2.20
3	FSSp4		3.00	0.50	1	1	2	1	1						3.50
4	2A	x	3.63	0.33	1	0	0	1	1						3.96
5	CCoSp4		3.50	0.33	1	1	0	0	1						3.83
6	StSq3		3.30	0.33	1	1	1	0	0						3.63
7	LSp4		2.70	0.50	1	1	2	1	1						3.20
			26.13												25.32
	Program Components			Factor											
	Skating Skills			0.80	5.00	5.50	6.25	5.00	5.00						5.17
	Transitions			0.80	4.75	5.25	6.00	4.75	4.75						4.92
	Performance			0.80	5.25	5.50	6.50	5.25	5.00						5.33
	Composition			0.80	5.25	5.25	6.25	5.00	5.00						5.17
	Interpretation of the Music			0.80	5.50	5.75	6.50	5.25	5.00						5.50
	Judges Total Program Component Score (factored)														20.88

Deductions	Falls: -1.00(1)	-1.00
-------------------	-----------------	--------------

x Credit for highlight distribution, base value multiplied by 1.1

Rank	Name	Nation	Starting Number	Total Segment Score	Total Element Score	Total Program Component Score (factored)	Total Deductions
16	Belinda SCHOENBERGER	AUT	27	44.40	23.52	20.88	0.00

#	Executed Elements	Info	Base Value	GOE	J1	J2	J3	J4	J5	J6	J7	J8	J9	Ref	Scores of Panel
1	3Lz<<	<<	2.10	-0.90	-3	-3	-3	-3	-3						1.20
2	3T+2T		5.60	0.23	1	0	0	1	0						5.83
3	CCoSp4		3.50	0.00	0	0	0	0	0						3.50
4	2A	x	3.63	0.33	1	0	0	1	1						3.96
5	FSSp2		2.30	-0.10	-1	-1	0	0	0						2.20
6	StSq3		3.30	0.50	1	1	1	1	1						3.80
7	LSp4		2.70	0.33	1	0	0	1	1						3.03
			23.13												23.52
	Program Components			Factor											
	Skating Skills			0.80	5.00	5.25	5.25	5.00	5.00						5.08
	Transitions			0.80	5.00	5.00	5.50	4.75	4.75						4.92
	Performance			0.80	5.25	5.25	5.75	5.00	4.75						5.17
	Composition			0.80	5.75	5.50	5.75	5.00	5.00						5.42
	Interpretation of the Music			0.80	5.75	5.50	6.25	5.25	5.00						5.50
	Judges Total Program Component Score (factored)														20.88

Deductions		0.00
-------------------	--	-------------

<< Downgraded jump x Credit for highlight distribution, base value multiplied by 1.1

Golden Bear 2016

SENIOR LADIES SHORT PROGRAM

JUDGES DETAILS PER SKATER

Rank	Name	Nation	Starting Number	Total Segment Score	Total Element Score	Program Score (factored)	Total Component Score (factored)	Total Deductions
17	Michaela DU TOIT	RSA	31	43.52	25.26		19.26	1.00

#	Executed Elements	Info	Base Value	GOE	J1	J2	J3	J4	J5	J6	J7	J8	J9	Ref	Scores of Panel
1	3S		4.40	-2.10	-3	-3	-3	-3	-3						2.30
2	3T+2T		5.60	-0.47	0	0	-1	-1	-1						5.13
3	LSp4		2.70	0.50	1	1	1	1	1						3.20
4	FCSp4		3.20	0.00	0	0	0	0	0						3.20
5	StSq3		3.30	0.00	0	0	0	0	0						3.30
6	2A	x	3.63	0.50	1	1	1	1	1						4.13
7	CCoSp4		3.50	0.50	1	1	2	1	1						4.00
			26.33												25.26
	Program Components			Factor											
	Skating Skills			0.80	4.75	5.25	6.00	4.50	4.50						4.83
	Transitions			0.80	4.25	5.00	5.75	4.25	4.25						4.50
	Performance			0.80	5.00	5.00	5.75	4.25	4.50						4.83
	Composition			0.80	5.00	5.25	6.00	4.75	4.50						5.00
	Interpretation of the Music			0.80	4.75	5.50	6.00	4.50	4.50						4.92
	Judges Total Program Component Score (factored)														19.26

Deductions	Falls: -1.00(1)	-1.00
-------------------	-----------------	--------------

x Credit for highlight distribution, base value multiplied by 1.1

Rank	Name	Nation	Starting Number	Total Segment Score	Total Element Score	Program Score (factored)	Total Component Score (factored)	Total Deductions
18	Alessia ZARDINI	ITA	1	42.18	23.44		18.74	0.00

#	Executed Elements	Info	Base Value	GOE	J1	J2	J3	J4	J5	J6	J7	J8	J9	Ref	Scores of Panel
1	2A		3.30	0.00	0	0	0	0	0						3.30
2	3T		4.30	-1.63	-2	-3	-2	-3	-2						2.67
3	3S+2T		5.70	-0.23	0	-1	0	-1	0						5.47
4	FSSp4		3.00	0.33	1	1	1	0	0						3.33
5	CCoSp4		3.50	0.00	0	0	2	0	0						3.50
6	StSq2		2.60	0.17	1	1	0	0	0						2.77
7	LSp3		2.40	0.00	0	0	1	0	0						2.40
			24.80												23.44
	Program Components			Factor											
	Skating Skills			0.80	4.75	4.50	5.25	4.50	4.50						4.58
	Transitions			0.80	4.50	4.75	5.00	4.25	4.25						4.50
	Performance			0.80	5.00	4.50	5.50	4.75	4.25						4.75
	Composition			0.80	4.75	4.75	5.25	4.50	4.50						4.67
	Interpretation of the Music			0.80	5.00	5.00	5.00	4.75	4.50						4.92
	Judges Total Program Component Score (factored)														18.74

Deductions		0.00
-------------------	--	-------------

Golden Bear 2016

SENIOR LADIES SHORT PROGRAM

JUDGES DETAILS PER SKATER

Rank	Name	Nation	Starting Number	Total Segment Score	Total Element Score	Total Program Component Score (factored)	Total Deductions
19	Natalie KLOTZ	AUT	8	40.44	22.66	18.78	1.00

#	Executed Elements	Info	Base Value	GOE	J1	J2	J3	J4	J5	J6	J7	J8	J9	Ref	Scores of Panel
1	3F		5.30	-1.40	-2	-2	-2	-2	-2						3.90
2	3Lz+COMBO		6.00	-2.10	-3	-3	-3	-3	-3						3.90
3	CCoSp4		3.50	0.33	1	1	2	0	0						3.83
4	StSq2		2.60	0.00	0	0	0	1	0						2.60
5	LSp1		1.50	-0.20	-2	-1	1	0	-1						1.30
6	2A		3.63	x 0.00	0	0	0	0	0						3.63
7	FSSp4		3.00	0.50	1	1	1	1	0						3.50
			25.53												22.66
	Program Components			Factor											
	Skating Skills			0.80	5.50	4.75	5.50	5.00	4.50						5.08
	Transitions			0.80	4.75	4.25	5.50	4.50	4.25						4.50
	Performance			0.80	5.00	4.50	5.00	4.25	4.25						4.58
	Composition			0.80	5.00	4.25	5.25	4.75	4.50						4.75
	Interpretation of the Music			0.80	4.75	4.00	5.00	4.50	4.50						4.58
	Judges Total Program Component Score (factored)														18.78

Deductions	Falls: -1.00(1)	-1.00
-------------------	-----------------	--------------

x Credit for highlight distribution, base value multiplied by 1.1

Rank	Name	Nation	Starting Number	Total Segment Score	Total Element Score	Total Program Component Score (factored)	Total Deductions
20	Kristina SKULETA-GROMOVA	EST	26	39.55	20.23	20.32	1.00

#	Executed Elements	Info	Base Value	GOE	J1	J2	J3	J4	J5	J6	J7	J8	J9	Ref	Scores of Panel
1	3T+COMBO		4.30	-2.10	-3	-3	-3	-3	-3						2.20
2	3Lz<<	<<	2.10	-0.80	-3	-3	-3	-2	-2						1.30
3	FCSp4		3.20	1.00	2	2	2	2	1						4.20
4	CCoSp4		3.50	0.50	1	1	1	1	1						4.00
5	2A<	<	2.53	x -1.50	-3	-3	-3	-3	-3						1.03
6	LSp4		2.70	1.00	2	1	2	2	2						3.70
7	StSq3		3.30	0.50	2	1	1	1	1						3.80
			21.63												20.23
	Program Components			Factor											
	Skating Skills			0.80	5.50	5.00	5.75	5.00	5.25						5.25
	Transitions			0.80	5.25	5.00	5.50	4.75	4.75						5.00
	Performance			0.80	5.25	4.75	5.75	4.25	4.50						4.83
	Composition			0.80	5.50	5.00	5.25	5.00	4.75						5.08
	Interpretation of the Music			0.80	5.50	5.25	5.25	5.25	5.00						5.25
	Judges Total Program Component Score (factored)														20.32

Deductions	Falls: -1.00(1)	-1.00
-------------------	-----------------	--------------

< Under-rotated jump << Downgraded jump x Credit for highlight distribution, base value multiplied by 1.1

Golden Bear 2016

SENIOR LADIES SHORT PROGRAM

JUDGES DETAILS PER SKATER

Rank	Name	Nation	Starting Number	Total Segment Score	Total Element Score	Program Score (factored)	Total Component Score (factored)	Total Deductions
21	Lara ROTH	AUT	12	38.14	19.60		19.54	1.00

#	Executed Elements	Info	Base Value	GOE	J1	J2	J3	J4	J5	J6	J7	J8	J9	Ref	Scores of Panel
1	3F<	<	3.70	-1.17	-1	-1	-3	-2	-2						2.53
2	3T<+COMBO	<	3.00	-2.10	-3	-3	-3	-3	-3						0.90
3	2A		3.30	-1.50	-3	-3	-3	-3	-3						1.80
4	LSp4		2.70	0.67	2	1	1	2	1						3.37
5	FCSp4		3.20	0.50	1	0	1	1	1						3.70
6	StSq3		3.30	0.33	1	0	0	1	1						3.63
7	CCoSp4		3.50	0.17	0	1	1	0	0						3.67
			22.70												19.60
Program Components				Factor											
	Skating Skills			0.80	5.75	4.75	5.50	5.25	5.00						5.25
	Transitions			0.80	5.25	4.25	5.25	5.00	4.75						5.00
	Performance			0.80	5.50	4.25	4.75	4.50	4.50						4.58
	Composition			0.80	5.75	4.50	4.75	5.25	4.75						4.92
	Interpretation of the Music			0.80	5.50	4.50	4.50	5.00	4.50						4.67
Judges Total Program Component Score (factored)															19.54

Deductions	Falls: -1.00(1)	-1.00
-------------------	-----------------	--------------

< Under-rotated jump

Rank	Name	Nation	Starting Number	Total Segment Score	Total Element Score	Program Score (factored)	Total Component Score (factored)	Total Deductions
22	Julia BATORI	HUN	10	35.85	17.47		18.38	0.00

#	Executed Elements	Info	Base Value	GOE	J1	J2	J3	J4	J5	J6	J7	J8	J9	Ref	Scores of Panel
1	3Lz<+2T	<	5.50	-1.17	-1	-1	-2	-2	-2						4.33
2	3Lo<	<	3.60	-2.10	-3	-3	-3	-3	-3						1.50
3	LSp3		2.40	0.00	1	0	0	0	-1						2.40
4	StSq2		2.60	0.50	1	1	1	0	1						3.10
5	1A*	*	0.00	x 0.00	-	-	-	-	-						0.00
6	FCSp3		2.80	0.17	1	1	0	0	0						2.97
7	CCoSp3		3.00	0.17	1	0	1	0	0						3.17
			19.90												17.47
Program Components				Factor											
	Skating Skills			0.80	5.25	4.75	4.50	4.50	4.50						4.58
	Transitions			0.80	4.75	4.75	4.25	4.00	4.25						4.42
	Performance			0.80	5.00	4.75	4.75	3.75	4.25						4.58
	Composition			0.80	5.25	5.00	4.50	4.25	4.25						4.58
	Interpretation of the Music			0.80	5.25	5.00	5.00	4.50	4.25						4.83
Judges Total Program Component Score (factored)															18.38

Deductions		0.00
-------------------	--	-------------

< Under-rotated jump * Invalid element x Credit for highlight distribution, base value multiplied by 1.1

Golden Bear 2016

SENIOR LADIES SHORT PROGRAM

JUDGES DETAILS PER SKATER

Rank	Name	Nation	Starting Number	Total Segment Score	Total Element Score	Total Program Component Score (factored)	Total Deductions
23	Nina Larissa WOLFLSLAST	AUT	17	35.00	17.20	18.80	1.00

#	Executed Elements	Info	Base Value	GOE	J1	J2	J3	J4	J5	J6	J7	J8	J9	Ref	Scores of Panel
1	2A		3.30	0.17	0	0	-1	1	1						3.47
2	3T<+COMBO	<	3.00	-2.10	-3	-3	-3	-3	-3						0.90
3	3S<<	<<	1.30	-0.60	-3	-3	-3	-3	-3						0.70
4	LSp4		2.70	0.00	0	0	0	1	0						2.70
5	FSSp4		3.00	0.00	0	0	0	0	0						3.00
6	StSq2		2.60	0.33	0	0	1	1	1						2.93
7	CCoSp3		3.00	0.50	1	1	2	1	1						3.50
			18.90												17.20
Program Components				Factor											
	Skating Skills			0.80	4.25	4.75	5.25	4.75	4.75						4.75
	Transitions			0.80	4.25	4.50	5.25	4.50	4.25						4.42
	Performance			0.80	4.75	4.50	5.00	4.75	4.75						4.75
	Composition			0.80	4.75	4.75	5.50	5.00	4.75						4.83
	Interpretation of the Music			0.80	4.50	4.50	5.75	5.00	4.75						4.75
Judges Total Program Component Score (factored)															18.80

Deductions	Falls: -1.00(1)	-1.00
-------------------	-----------------	--------------

< Under-rotated jump << Downgraded jump

Rank	Name	Nation	Starting Number	Total Segment Score	Total Element Score	Total Program Component Score (factored)	Total Deductions
24	Romana KAISER	LIE	19	33.54	16.40	17.14	0.00

#	Executed Elements	Info	Base Value	GOE	J1	J2	J3	J4	J5	J6	J7	J8	J9	Ref	Scores of Panel
1	3T<<+COMBO	<<	1.30	-0.60	-3	-3	-3	-3	-3						0.70
2	2A		3.30	-0.50	-1	-1	-2	-1	-1						2.80
3	3S<<	<<	1.30	-0.60	-3	-3	-3	-3	-3						0.70
4	LSp3		2.40	0.00	0	0	0	0	0						2.40
5	StSq2		2.60	0.00	0	0	0	0	0						2.60
6	FCSp4		3.20	0.33	0	0	1	1	1						3.53
7	CCoSp4		3.50	0.17	0	0	2	1	0						3.67
			17.60												16.40
Program Components				Factor											
	Skating Skills			0.80	4.25	4.25	5.25	4.25	4.50						4.33
	Transitions			0.80	3.50	4.00	5.00	3.75	4.00						3.92
	Performance			0.80	4.00	4.25	4.75	4.00	4.25						4.17
	Composition			0.80	4.00	4.50	5.00	4.50	4.50						4.50
	Interpretation of the Music			0.80	4.25	4.75	5.50	4.50	4.25						4.50
Judges Total Program Component Score (factored)															17.14

Deductions		0.00
-------------------	--	-------------

<< Downgraded jump

Golden Bear 2016

SENIOR LADIES SHORT PROGRAM

JUDGES DETAILS PER SKATER

Rank	Name	Nation	Starting Number	Total Segment Score	Total Element Score	Program Score (factored)	Total Component Score (factored)	Total Deductions
25	Sila SAYGI	TUR	3	32.77	13.83		19.94	1.00

#	Executed Elements	Info	Base Value	GOE	J1	J2	J3	J4	J5	J6	J7	J8	J9	Ref	Scores of Panel
1	3T<<+COMBO	<<	1.30	-0.60	-3	-3	-3	-3	-3						0.70
2	3S<	<	3.10	-2.10	-3	-3	-2	-3	-3						1.00
3	FCSp4		3.20	0.50	1	1	1	1	0						3.70
4	1A*	*	0.00	x 0.00	-	-	-	-	-						0.00
5	LSp3		2.40	0.07	1	1	-1	0	-1						2.47
6	StSq3		3.30	0.33	1	1	1	0	0						3.63
7	CCoSp2V		2.00	0.33	2	1	1	0	0						2.33
			15.30												13.83
Program Components				Factor											
	Skating Skills			0.80	5.25	5.25	5.25	5.00	4.50						5.17
	Transitions			0.80	5.00	5.00	5.25	4.75	4.25						4.92
	Performance			0.80	5.50	4.75	5.50	4.25	4.25						4.83
	Composition			0.80	5.50	5.25	5.25	4.50	4.25						5.00
	Interpretation of the Music			0.80	5.75	5.25	5.00	4.75	4.50						5.00
Judges Total Program Component Score (factored)															19.94

Deductions	Falls: -1.00(1)	-1.00
-------------------	-----------------	--------------

< Under-rotated jump << Downgraded jump * Invalid element x Credit for highlight distribution, base value multiplied by 1.1

Rank	Name	Nation	Starting Number	Total Segment Score	Total Element Score	Program Score (factored)	Total Component Score (factored)	Total Deductions
26	Anita KAPFERER	AUT	21	30.95	17.13		17.82	4.00

#	Executed Elements	Info	Base Value	GOE	J1	J2	J3	J4	J5	J6	J7	J8	J9	Ref	Scores of Panel
1	3S+COMBO		4.40	-2.10	-3	-3	-3	-3	-3						2.30
2	3T<	<	3.00	-2.10	-3	-3	-3	-3	-3						0.90
3	FSSp3		2.60	0.17	0	0	1	1	0						2.77
4	2A		3.63	x -1.50	-3	-3	-3	-3	-3						2.13
5	StSq3		3.30	0.00	0	0	1	0	0						3.30
6	CCoSp4		3.50	0.00	0	0	1	0	0						3.50
7	LSp2		1.90	0.33	0	1	1	1	0						2.23
			22.33												17.13
Program Components				Factor											
	Skating Skills			0.80	5.00	4.25	5.50	4.50	4.50						4.67
	Transitions			0.80	4.75	4.00	5.00	4.25	4.25						4.42
	Performance			0.80	4.50	3.75	5.25	4.00	3.75						4.08
	Composition			0.80	4.50	4.25	5.00	4.50	4.25						4.42
	Interpretation of the Music			0.80	4.75	4.00	5.25	4.75	4.50						4.67
Judges Total Program Component Score (factored)															17.82

Deductions	Falls: -4.00(3)	-4.00
-------------------	-----------------	--------------

< Under-rotated jump x Credit for highlight distribution, base value multiplied by 1.1

Golden Bear 2016

SENIOR LADIES SHORT PROGRAM

JUDGES DETAILS PER SKATER

Rank	Name	Nation	Starting Number	Total Segment Score	Total Element Score	Total Program Component Score (factored)	Total Deductions
27	Dasa GRM	SLO	11	30.73	15.67	19.06	4.00

#	Executed Elements	Info	Base Value	GOE	J1	J2	J3	J4	J5	J6	J7	J8	J9	Ref	Scores of Panel
1	3T+COMBO		4.30	-2.10	-3	-3	-3	-3	-3						2.20
2	3F		5.30	-2.10	-3	-3	-3	-3	-3						3.20
3	CSp4		2.60	0.50	2	1	-1	1	1						3.10
4	1A*	*	0.00	x 0.00	-	-	-	-	-						0.00
5	FSSp3		2.60	-0.20	1	-1	-2	-1	0						2.40
6	StSq3		3.30	-2.10	-2	-3	-3	-3	-3						1.20
7	CCoSp4		3.50	0.07	1	-1	1	0	-1						3.57
			21.60												15.67
	Program Components			Factor											
	Skating Skills			0.80	6.00	5.75	5.00	5.00	5.00						5.25
	Transitions			0.80	4.75	5.50	4.75	4.50	4.75						4.75
	Performance			0.80	5.00	5.00	4.00	3.75	4.00						4.33
	Composition			0.80	5.00	5.75	4.75	4.25	4.50						4.75
	Interpretation of the Music			0.80	5.50	5.50	4.50	4.00	4.25						4.75
	Judges Total Program Component Score (factored)														19.06

Deductions	Falls: -4.00(3)	-4.00
-------------------	-----------------	--------------

* Invalid element x Credit for highlight distribution, base value multiplied by 1.1

Rank	Name	Nation	Starting Number	Total Segment Score	Total Element Score	Total Program Component Score (factored)	Total Deductions
28	Eszter SZOMBATHELYI	HUN	9	30.31	12.73	17.58	0.00

#	Executed Elements	Info	Base Value	GOE	J1	J2	J3	J4	J5	J6	J7	J8	J9	Ref	Scores of Panel
1	3T<<	<<	1.30	-0.60	-3	-3	-3	-3	-3						0.70
2	2A<	<	2.30	-0.50	-1	-1	-2	-1	-1						1.80
3	LSpB		1.20	-0.10	-1	0	1	0	-1						1.10
4	2F+COMBO		1.90	-0.90	-3	-3	-3	-3	-3						1.00
5	CCoSp2		2.50	0.00	0	0	1	0	0						2.50
6	StSq3		3.30	0.33	0	1	1	1	0						3.63
7	FSSp2		2.30	-0.30	0	-1	-1	-1	-1						2.00
			14.80												12.73
	Program Components			Factor											
	Skating Skills			0.80	4.50	4.25	4.75	4.50	4.50						4.50
	Transitions			0.80	4.00	4.25	4.50	4.00	4.00						4.08
	Performance			0.80	4.50	4.00	5.00	4.25	4.25						4.33
	Composition			0.80	4.25	4.50	4.75	4.25	4.25						4.33
	Interpretation of the Music			0.80	4.50	5.00	5.00	4.75	4.50						4.75
	Judges Total Program Component Score (factored)														17.58

Deductions		0.00
-------------------	--	-------------

< Under-rotated jump << Downgraded jump

Golden Bear 2016

SENIOR LADIES SHORT PROGRAM

JUDGES DETAILS PER SKATER

Rank	Name	Nation	Starting Number	Total Segment Score	Total Element Score	Program Component Score (factored)	Total Deductions
29	Valentina MIKAC	CRO	24	18.75	9.17	13.58	4.00

#	Executed Elements	Info	Base Value	GOE	J1	J2	J3	J4	J5	J6	J7	J8	J9	Ref	Scores of Panel
1	2A<<	<<	1.10	-0.60	-3	-3	-3	-3	-3						0.50
2	2Lo*	*	0.00	0.00	-	-	-	-	-						0.00
3	CCoSp4		3.50	-0.10	-1	-1	0	0	0						3.40
4	FSSp2		2.30	-0.50	-1	-1	-3	-2	-2						1.80
5	2F<+COMBO	<	1.54	x -0.90	-3	-3	-3	-3	-3						0.64
6	StSq2		2.60	-0.67	-1	-2	0	-2	-1						1.93
7	LSp1		1.50	-0.60	-2	-2	-1	-2	-2						0.90
			12.54												9.17
Program Components				Factor											
	Skating Skills			0.80	3.50	3.00	4.25	3.50	3.75						3.58
	Transitions			0.80	3.50	2.50	4.25	2.50	3.00						3.00
	Performance			0.80	3.50	2.75	4.25	2.75	3.00						3.08
	Composition			0.80	4.00	3.25	4.00	3.50	3.75						3.75
	Interpretation of the Music			0.80	3.75	3.25	4.25	3.25	3.75						3.58
Judges Total Program Component Score (factored)															13.58

Deductions	Falls: -4.00(3)	-4.00
-------------------	-----------------	--------------

< Under-rotated jump << Downgraded jump * Invalid element x Credit for highlight distribution, base value multiplied by 1.1

Rank	Name	Nation	Starting Number	Total Segment Score	Total Element Score	Program Component Score (factored)	Total Deductions
30	Lea SERNA	FRA	14	18.19	6.17	16.02	4.00

#	Executed Elements	Info	Base Value	GOE	J1	J2	J3	J4	J5	J6	J7	J8	J9	Ref	Scores of Panel
1	2T+COMBO		1.30	-0.60	-3	-3	-3	-3	-3						0.70
2	2A		3.30	-1.50	-3	-3	-3	-3	-3						1.80
3	FCSp1		1.90	-0.30	-1	-1	-1	-1	0						1.60
4	2S*	*	0.00	x 0.00	-	-	-	-	-						0.00
5	CoSp*	*	0.00	0.00	-	-	-	-	-						0.00
6	StSq		0.00	0.00	-	-	-	-	-						0.00
7	LSp2		1.90	0.17	0	-2	1	1	0						2.07
			8.40												6.17
Program Components				Factor											
	Skating Skills			0.80	4.50	4.50	4.50	5.25	5.00						4.67
	Transitions			0.80	3.75	4.00	4.25	4.00	4.25						4.08
	Performance			0.80	3.25	3.75	4.00	3.00	3.25						3.42
	Composition			0.80	4.00	4.75	4.25	3.75	4.25						4.17
	Interpretation of the Music			0.80	3.75	3.75	4.00	3.25	3.50						3.67
Judges Total Program Component Score (factored)															16.02

Deductions	Falls: -4.00(3)	-4.00
-------------------	-----------------	--------------

* Invalid element x Credit for highlight distribution, base value multiplied by 1.1

Golden Bear 2016

PANEL OF JUDGES

SENIOR LADIES - FREE SKATING

Officials

Technical Controller	Mr. Attila SOOS	HUN
Technical Specialist	Ms. Ivana JAKUPCEVIC MARINKOVIC	CRO
Assistant Technical Specialist	Ms. Eva SONNLEITNER	AUT

Judges

Referee	Ms. Antica GRUBISIC	CRO
Judges	Mr. Thomas BIEGLER	AUT
	Ms. Zanna KULIK	EST
	Ms. Eva SZILAGY	HUN
	Ms. Kristina HOUWING	SWE
	Ms. Kitty DELIO LAFORTE	USA

Data/Replay Operator

	Ms. Nataša BAHAT	CRO
	Mr. Tomislav BISCAN	CRO

Golden Bear 2016

RESULTS

SENIOR LADIES FREE SKATING

Pl.	Name	Nation	Total Segment Score
1	Giada RUSSO	ITA	107.23
2	Laurine LECAVELIER	FRA	106.58
3	Matilda ALGOTSSON	SWE	102.41
4	Nicole SCHOTT	GER	99.26
5	Maria HERCEG	GER	94.51
6	Micol CRISTINI	ITA	93.55
7	Fruzsina MEDGYESI	HUN	90.86
8	Belinda SCHOENBERGER	AUT	88.05
9	Natalie KLOTZ	AUT	87.92
10	Jeromie REPOND	SUI	85.72
11	Eliska BREZINOVA	CZE	85.30
12	Kerstin FRANK	AUT	84.15
13	Michaela DU TOIT	RSA	82.35
14	Liubov EFIMENKO	FIN	81.98
15	Charlotte VAN DER SARREN	BEL	81.58
16	Kristina SKULETA-GROMOVA	EST	80.13
17	Annika HOCKE	GER	80.08
18	Antonina DUBININA	SRB	80.08
19	Dasa GRM	SLO	78.51
20	Julia SAUTER	ROM	76.78
21	Alessia ZARDINI	ITA	76.75
22	Julia BATORI	HUN	74.77
23	Lara ROTH	AUT	72.79
24	Lea SERNA	FRA	70.83
25	Romana KAISER	LIE	68.65
26	Sila SAYGI	TUR	65.43
27	Nina Larissa WOLFSLAST	AUT	60.40
28	Eszter SZOMBATHELYI	HUN	56.33
29	Valentina MIKAC	CRO	48.87

SENIOR LADIES

RESULT DETAILS FREE SKATING

Pl.	Name	Nation	Total Segment Score =	Total Element Score +	Tot. Prog. Comp. Score * +	SS	TR	PE	CO	IN	Deduct. -
1	Giada RUSSO	ITA	107.23	51.50	55.73	6.92	6.92	6.83	6.83	7.33	0.00
2	Laurine LECAVELIER	FRA	106.58	54.78	52.80	6.83	6.42	6.50	6.50	6.75	1.00
3	Matilda ALGOTSSON	SWE	102.41	53.80	49.61	6.17	5.92	6.42	6.08	6.42	1.00
4	Nicole SCHOTT	GER	99.26	49.73	50.53	6.33	6.08	6.25	6.50	6.42	1.00
5	Maria HERCEG	GER	94.51	46.11	48.40	6.25	5.83	6.17	5.92	6.08	0.00
6	Micol CRISTINI	ITA	93.55	44.08	49.47	6.25	5.92	6.00	6.33	6.42	0.00
7	Fruzsina MEDGYESI	HUN	90.86	45.40	47.46	6.00	5.67	5.83	6.08	6.08	2.00
8	Belinda SCHOENBERGER	AUT	88.05	44.17	43.88	5.50	5.17	5.67	5.42	5.67	0.00
9	Natalie KLOTZ	AUT	87.92	46.19	41.73	5.50	5.00	5.25	5.33	5.00	0.00
10	Jeromie REPOND	SUI	85.72	43.06	42.66	5.58	5.00	5.25	5.50	5.33	0.00
11	Eliska BREZINOVA	CZE	85.30	41.36	44.94	6.17	5.00	5.50	5.75	5.67	1.00
12	Kerstin FRANK	AUT	84.15	40.09	45.06	5.92	5.33	5.50	5.83	5.58	1.00
13	Michaela DU TOIT	RSA	82.35	40.41	42.94	5.42	5.00	5.42	5.33	5.67	1.00
14	Liubov EFIMENKO	FIN	81.98	36.05	46.93	6.17	5.83	5.58	6.00	5.75	1.00
15	Charlotte VAN DER SARREN	BEL	81.58	35.98	45.60	5.92	5.50	5.58	5.83	5.67	0.00
16	Kristina SKULETA-GROMOVA	EST	80.13	38.07	43.06	5.42	5.08	5.33	5.58	5.50	1.00
17	Annika HOCKE	GER	80.08	35.89	45.19	5.58	5.58	5.58	5.67	5.83	1.00
18	Antonina DUBININA	SRB	80.08	38.15	42.93	5.83	5.33	5.58	5.17	4.92	1.00
19	Dasa GRM	SLO	78.51	37.18	41.33	5.33	5.00	5.08	5.17	5.25	0.00
20	Julia SAUTER	ROM	76.78	36.24	42.54	5.42	5.17	5.08	5.50	5.42	2.00
21	Alessia ZARDINI	ITA	76.75	35.82	40.93	5.25	5.00	5.08	5.08	5.17	0.00
22	Julia BATORI	HUN	74.77	37.57	37.20	4.75	4.58	4.67	4.67	4.58	0.00
23	Lara ROTH	AUT	72.79	32.33	41.46	5.33	4.83	5.25	5.17	5.33	1.00
24	Lea SERNA	FRA	70.83	33.97	37.86	5.00	4.50	4.75	4.83	4.58	1.00
25	Romana KAISER	LIE	68.65	33.39	36.26	4.58	4.25	4.58	4.58	4.67	1.00
26	Sila SAYGI	TUR	65.43	27.17	38.26	4.83	4.42	4.75	4.83	5.08	0.00
27	Nina Larissa WOLFSLAST	AUT	60.40	27.06	35.34	4.42	4.25	4.50	4.50	4.42	2.00
28	Eszter SZOMBATHELYI	HUN	56.33	23.86	33.47	4.33	3.92	4.17	4.17	4.33	1.00
29	Valentina MIKAC	CRO	48.87	23.07	26.80	3.50	3.08	3.33	3.42	3.42	1.00

SS = Skating Skills

TR = Transitions

PE = Performance

CO = Composition

IN = Interpretation of the Music

SENIOR LADIES

RESULT DETAILS FREE SKATING

* = factored score

Printed: 2.11.2016 14:45:31

Golden Bear 2016

SENIOR LADIES FREE SKATING

JUDGES DETAILS PER SKATER

Rank	Name	Nation	Starting Number	Total Segment Score	Total Element Score	Total Program Component Score (factored)	Total Deductions
1	Giada RUSSO	ITA	28	107.23	51.50	55.73	0.00

#	Executed Elements	Info	Base Value	GOE	J1	J2	J3	J4	J5	J6	J7	J8	J9	Ref	Scores of Panel
1	2A		3.30	0.50	2	1	1	1	1						3.80
2	3S+2T		5.70	0.00	1	0	0	0	0						5.70
3	3T<	<	3.00	-1.40	-3	-1	-2	-2	-2						1.60
4	3Lo		5.10	-0.47	0	-1	-2	-1	0						4.63
5	ChSq1		2.00	1.40	2	2	2	3	2						3.40
6	FSSp4		3.00	1.00	2	2	1	2	2						4.00
7	3T+2T		6.16	x 0.00	0	0	0	0	0						6.16
8	3S		4.84	x -1.40	-2	-2	-2	-2	-2						3.44
9	2A+1Lo+2F		6.27	x -0.50	-1	-1	-1	-2	-1						5.77
10	CCoSp4		3.50	1.00	2	2	2	2	1						4.50
11	StSq3		3.30	1.50	3	3	2	3	3						4.80
12	LSp4		2.70	1.00	2	2	2	2	2						3.70
			48.87												51.50
Program Components				Factor											
Skating Skills				1.60	7.00	6.75	7.00	7.00	6.75						6.92
Transitions				1.60	7.25	7.00	6.75	7.00	6.75						6.92
Performance				1.60	7.75	7.00	7.00	6.50	6.50						6.83
Composition				1.60	7.50	7.25	6.50	6.75	6.50						6.83
Interpretation of the Music				1.60	8.00	7.50	7.25	7.25	7.00						7.33
Judges Total Program Component Score (factored)															55.73

Deductions	0.00
-------------------	-------------

< Under-rotated jump x Credit for highlight distribution, base value multiplied by 1.1

Rank	Name	Nation	Starting Number	Total Segment Score	Total Element Score	Total Program Component Score (factored)	Total Deductions
2	Laurine LECAVELIER	FRA	30	106.58	54.78	52.80	1.00

#	Executed Elements	Info	Base Value	GOE	J1	J2	J3	J4	J5	J6	J7	J8	J9	Ref	Scores of Panel
1	3T+3T		8.60	1.17	1	2	0	2	2						9.77
2	3Lz		6.00	-0.70	-1	-1	-1	-1	-1						5.30
3	2A+1Lo+3S		8.20	0.00	-1	0	0	1	0						8.20
4	FCSp4		3.20	0.67	1	2	2	1	1						3.87
5	ChSq1		2.00	1.17	2	1	1	2	2						3.17
6	LSp3		2.40	0.50	1	1	1	1	1						2.90
7	3F<	<	4.07	x -2.10	-3	-3	-3	-3	-3						1.97
8	3Lo		5.61	x -1.40	-2	-2	-2	-2	-2						4.21
9	3Lz<+1T	<	5.06	x -0.93	-1	-1	-1	-2	-2						4.13
10	CCoSp3		3.00	0.50	0	1	1	1	1						3.50
11	StSq3		3.30	0.83	1	2	2	1	2						4.13
12	2A		3.63	x 0.00	0	0	-1	0	0						3.63
			55.07												54.78
Program Components				Factor											
Skating Skills				1.60	6.75	7.00	6.75	6.50	7.00						6.83
Transitions				1.60	6.00	6.50	6.75	6.25	6.50						6.42
Performance				1.60	6.75	6.50	6.50	6.00	6.50						6.50
Composition				1.60	6.50	6.75	6.25	6.50	6.50						6.50
Interpretation of the Music				1.60	6.75	6.75	6.75	6.50	6.75						6.75
Judges Total Program Component Score (factored)															52.80

Deductions	Falls: -1.00(1)	-1.00
-------------------	-----------------	--------------

< Under-rotated jump x Credit for highlight distribution, base value multiplied by 1.1

Golden Bear 2016

SENIOR LADIES FREE SKATING

JUDGES DETAILS PER SKATER

Rank	Name	Nation	Starting Number	Total Segment Score	Total Element Score	Total Program Score (factored)	Total Component Score (factored)	Total Deductions
3	Matilda ALGOTSSON	SWE	19	102.41	53.80		49.61	1.00

#	Executed Elements	Info	Base Value	GOE	J1	J2	J3	J4	J5	J6	J7	J8	J9	Ref	Scores of Panel		
1	3Lz		6.00	-2.10	-3	-3	-3	-3	-3						3.90		
2	3Lo+2T		6.40	0.70	1	1	1	1	1						7.10		
3	3Lo		5.10	0.00	0	0	-1	0	1						5.10		
4	3S+2T		5.70	0.00	0	0	0	0	0						5.70		
5	FCCoSp4		3.50	1.00	2	2	2	2	2						4.50		
6	3S<	<	3.10	-0.70	-1	-1	-1	-2	-1						2.40		
7	2A	x	3.63	0.00	0	0	-2	1	0						3.63		
8	2Lz+2Lo+2Lo	x	6.27	0.00	0	0	1	0	0						6.27		
9	ChSq1		2.00	0.70	1	1	0	1	1						2.70		
10	CCoSp4		3.50	1.00	2	1	2	2	2						4.50		
11	StSq3		3.30	1.00	2	2	1	2	2						4.30		
12	LSp4		2.70	1.00	2	2	2	2	2						3.70		
			51.20												53.80		
Program Components				Factor													
Skating Skills				1.60	6.25	6.25	6.25	6.00	6.00							6.17	
Transitions				1.60	6.00	6.00	6.00	5.75	5.75							5.92	
Performance				1.60	6.50	6.50	6.50	6.25	6.00								6.42
Composition				1.60	6.50	6.25	6.00	6.00	6.00								6.08
Interpretation of the Music				1.60	6.50	6.50	6.50	6.25	6.25								6.42
Judges Total Program Component Score (factored)																49.61	

Deductions	Falls: -1.00(1)	-1.00
-------------------	-----------------	--------------

< Under-rotated jump x Credit for highlight distribution, base value multiplied by 1.1

Rank	Name	Nation	Starting Number	Total Segment Score	Total Element Score	Total Program Score (factored)	Total Component Score (factored)	Total Deductions
4	Nicole SCHOTT	GER	27	99.26	49.73		50.53	1.00

#	Executed Elements	Info	Base Value	GOE	J1	J2	J3	J4	J5	J6	J7	J8	J9	Ref	Scores of Panel		
1	3Lo		5.10	-1.40	-2	-2	-2	-2	-2						3.70		
2	3F		5.30	-2.10	-3	-3	-3	-3	-3						3.20		
3	3T+3T		8.60	0.23	0	1	-1	1	0						8.83		
4	3S+2T		5.70	-0.23	-1	0	-1	0	0						5.47		
5	FCSp4		3.20	0.67	2	2	1	1	1						3.87		
6	LSp4		2.70	1.00	2	2	2	2	2						3.70		
7	1S	x	0.44	-0.17	-1	-1	-2	-2	-2						0.27		
8	2A	x	3.63	0.50	1	0	1	1	1						4.13		
9	StSq3		3.30	1.00	1	2	2	2	2						4.30		
10	2A+2T	x	5.06	0.50	1	1	1	2	1						5.56		
11	ChSq1		2.00	0.70	1	1	1	1	1						2.70		
12	CCoSp4		3.50	0.50	1	1	2	1	1						4.00		
			48.53												49.73		
Program Components				Factor													
Skating Skills				1.60	6.00	6.50	7.00	6.25	6.25							6.33	
Transitions				1.60	5.50	6.25	6.75	6.00	6.00							6.08	
Performance				1.60	6.25	6.50	6.50	6.00	6.00								6.25
Composition				1.60	6.00	6.50	6.75	6.50	6.50								6.50
Interpretation of the Music				1.60	6.25	6.75	7.00	6.25	6.25								6.42
Judges Total Program Component Score (factored)																50.53	

Deductions	Falls: -1.00(1)	-1.00
-------------------	-----------------	--------------

x Credit for highlight distribution, base value multiplied by 1.1

Golden Bear 2016

SENIOR LADIES FREE SKATING

JUDGES DETAILS PER SKATER

Rank	Name	Nation	Starting Number	Total Segment Score	Total Element Score	Total Program Component Score (factored)	Total Deductions
5	Maria HERCEG	GER	20	94.51	46.11	48.40	0.00

#	Executed Elements	Info	Base Value	GOE	J1	J2	J3	J4	J5	J6	J7	J8	J9	Ref	Scores of Panel
1	2A+1Lo+3S		8.20	0.93	1	2	2	1	1						9.13
2	3Lo+2T		6.40	0.00	1	0	0	0	-1						6.40
3	3T+2T		5.60	0.70	1	1	1	2	1						6.30
4	2Lo		1.80	0.00	0	0	0	0	0						1.80
5	LSp4		2.70	0.50	1	1	2	0	1						3.20
6	ChSq1		2.00	0.93	2	2	1	1	1						2.93
7	2A		3.63	x -0.50	-1	-1	-1	-1	-2						3.13
8	FCSp4		3.20	0.33	1	1	1	0	0						3.53
9	2F		2.09	x 0.20	0	1	0	1	1						2.29
10	1T		0.44	x -0.17	-1	-1	-2	-2	-2						0.27
11	StSq3		3.30	0.83	1	2	1	2	2						4.13
12	CCoSp3V		2.50	0.50	1	1	2	1	0						3.00
			41.86												46.11
	Program Components			Factor											
	Skating Skills			1.60	6.50	6.50	6.75	5.75	5.75						6.25
	Transitions			1.60	5.75	6.25	6.00	5.75	5.75						5.83
	Performance			1.60	6.25	6.50	6.25	6.00	6.00						6.17
	Composition			1.60	5.75	6.25	6.25	5.50	5.75						5.92
	Interpretation of the Music			1.60	6.50	6.75	6.00	5.75	5.75						6.08
	Judges Total Program Component Score (factored)														48.40

Deductions	0.00
-------------------	-------------

x Credit for highlight distribution, base value multiplied by 1.1

Rank	Name	Nation	Starting Number	Total Segment Score	Total Element Score	Total Program Component Score (factored)	Total Deductions
6	Micol CRISTINI	ITA	24	93.55	44.08	49.47	0.00

#	Executed Elements	Info	Base Value	GOE	J1	J2	J3	J4	J5	J6	J7	J8	J9	Ref	Scores of Panel
1	3T		4.30	-2.10	-3	-3	-3	-3	-3						2.20
2	3Lz		6.00	0.93	1	1	1	2	2						6.93
3	2Lo		1.80	0.20	1	0	1	0	1						2.00
4	FSSp3		2.60	0.33	0	1	0	1	1						2.93
5	2A+1Lo+2S		5.10	-1.00	-3	-2	-2	-2	-2						4.10
6	3S+2T		5.70	0.70	1	1	1	2	1						6.40
7	LSp4		2.70	0.67	2	1	2	1	1						3.37
8	2T		1.43	x -0.47	-3	-3	-2	-1	-2						0.96
9	CCoSp4		3.50	0.67	2	2	1	1	1						4.17
10	ChSq1		2.00	0.93	2	1	1	2	1						2.93
11	2A		3.63	x 0.33	1	1	0	1	0						3.96
12	StSq3		3.30	0.83	1	1	2	2	2						4.13
			42.06												44.08
	Program Components			Factor											
	Skating Skills			1.60	6.50	6.00	6.25	6.25	6.25						6.25
	Transitions			1.60	6.25	5.75	6.50	5.75	5.75						5.92
	Performance			1.60	6.50	6.00	6.75	5.50	5.50						6.00
	Composition			1.60	6.50	6.25	6.50	6.25	6.00						6.33
	Interpretation of the Music			1.60	6.75	6.25	6.50	6.50	6.25						6.42
	Judges Total Program Component Score (factored)														49.47

Deductions	0.00
-------------------	-------------

x Credit for highlight distribution, base value multiplied by 1.1

Golden Bear 2016

SENIOR LADIES FREE SKATING

JUDGES DETAILS PER SKATER

Rank	Name	Nation	Starting Number	Total Segment Score	Total Element Score	Total Program Component Score (factored)	Total Deductions
7	Fruzsina MEDGYESI	HUN	29	90.86	45.40	47.46	2.00

#	Executed Elements	Info	Base Value	GOE	J1	J2	J3	J4	J5	J6	J7	J8	J9	Ref	Scores of Panel
1	3T		4.30	0.00	1	0	0	0	0						4.30
2	3Lo+2T		6.40	-0.93	-1	-1	-2	-2	-1						5.47
3	2A		3.30	-1.00	-2	-3	-2	-2	-2						2.30
4	LSp4		2.70	0.50	2	1	1	1	1						3.20
5	StSq3		3.30	0.50	2	1	1	1	1						3.80
6	2A		3.30	-1.50	-3	-3	-3	-3	-3						1.80
7	FCCoSp4		3.50	0.17	1	1	-1	0	0						3.67
8	3Lo		5.61	x 0.23	1	0	0	0	1						5.84
9	3S+1Lo+2F		7.48	x -0.47	0	0	-2	-1	-1						7.01
10	3S<	<	3.41	x -2.10	-3	-3	-3	-3	-3						1.31
11	ChSq1		2.00	0.70	2	1	1	1	1						2.70
12	CCoSp4		3.50	0.50	2	1	1	1	1						4.00
			48.80												45.40
Program Components				Factor											
Skating Skills				1.60	6.25	6.25	6.25	5.25	5.50						6.00
Transitions				1.60	6.25	6.25	5.75	4.75	5.00						5.67
Performance				1.60	6.50	6.25	6.25	4.75	5.00						5.83
Composition				1.60	6.75	6.50	6.00	5.75	5.50						6.08
Interpretation of the Music				1.60	7.00	6.50	6.50	5.25	5.25						6.08
Judges Total Program Component Score (factored)															47.46

Deductions	Falls: -2.00(2)	-2.00
-------------------	-----------------	--------------

< Under-rotated jump x Credit for highlight distribution, base value multiplied by 1.1

Rank	Name	Nation	Starting Number	Total Segment Score	Total Element Score	Total Program Component Score (factored)	Total Deductions
8	Belinda SCHOENBERGER	AUT	15	88.05	44.17	43.88	0.00

#	Executed Elements	Info	Base Value	GOE	J1	J2	J3	J4	J5	J6	J7	J8	J9	Ref	Scores of Panel
1	3Lz+2T		7.30	-1.17	-2	-2	-2	-1	-1						6.13
2	3S		4.40	0.00	0	0	-1	0	0						4.40
3	3Lz<	<	4.20	-0.70	-1	-1	-1	-1	-1						3.50
4	3T+2T		5.60	0.00	0	0	0	0	0						5.60
5	FCCoSp4		3.50	0.00	0	0	-1	0	0						3.50
6	2T*	*	0.00	0.00	-	-	-	-	-						0.00
7	2A+1Lo+2S		5.61	x 0.00	0	0	0	1	0						5.61
8	2A		3.63	x 0.00	0	0	0	0	0						3.63
9	CCoSp4		3.50	0.00	0	0	0	0	0						3.50
10	ChSq1		2.00	0.47	0	1	0	1	1						2.47
11	LSp3		2.40	0.33	1	0	-2	1	1						2.73
12	StSq2		2.60	0.50	1	1	0	2	1						3.10
			44.74												44.17
Program Components				Factor											
Skating Skills				1.60	5.75	6.00	5.25	5.50	5.25						5.50
Transitions				1.60	5.50	5.50	4.75	5.00	5.00						5.17
Performance				1.60	6.00	5.75	5.00	5.75	5.50						5.67
Composition				1.60	6.00	5.50	4.75	5.50	5.25						5.42
Interpretation of the Music				1.60	5.75	5.75	4.75	5.75	5.50						5.67
Judges Total Program Component Score (factored)															43.88

Deductions		0.00
-------------------	--	-------------

< Under-rotated jump * Invalid element x Credit for highlight distribution, base value multiplied by 1.1

Golden Bear 2016

SENIOR LADIES FREE SKATING

JUDGES DETAILS PER SKATER

Rank	Name	Nation	Starting Number	Total Segment Score	Total Element Score	Total Program Score (factored)	Total Component Score (factored)	Total Deductions
9	Natalie KLOTZ	AUT	12	87.92	46.19		41.73	0.00

#	Executed Elements	Info	Base Value	GOE	J1	J2	J3	J4	J5	J6	J7	J8	J9	Ref	Scores of Panel
1	3F		5.30	-1.17	-1	-2	-2	-1	-2						4.13
2	3Lz+2T		7.30	0.00	1	0	0	0	0						7.30
3	3T+2T		5.60	0.70	0	1	1	1	1						6.30
4	FCCoSp4		3.50	0.17	0	0	0	1	1						3.67
5	CCoSp4		3.50	0.50	0	1	1	1	1						4.00
6	3T		4.73	x 0.23	1	1	0	0	0						4.96
7	2A		3.63	x -1.00	-2	-2	-2	-2	-2						2.63
8	ChSq1		2.00	0.00	0	0	0	1	0						2.00
9	StSq2		2.60	0.00	0	0	0	0	0						2.60
10	3F+REP		4.08	x -1.40	-2	-2	-2	-2	-2						2.68
11	1A+1Lo+2S		3.19	x -0.07	-1	-1	0	0	0						3.12
12	FSSp4		3.00	-0.20	0	0	-1	-1	-1						2.80
			48.43												46.19
Program Components				Factor											
Skating Skills				1.60	5.50	5.75	5.75	5.25	5.25						5.50
Transitions				1.60	5.00	5.00	5.00	5.00	5.00						5.00
Performance				1.60	5.00	5.50	5.25	5.50	5.00						5.25
Composition				1.60	5.50	5.25	5.50	5.25	5.25						5.33
Interpretation of the Music				1.60	5.25	5.00	5.00	5.00	5.00						5.00
Judges Total Program Component Score (factored)															41.73

Deductions	0.00
-------------------	-------------

x Credit for highlight distribution, base value multiplied by 1.1 REP Jump repetition

Rank	Name	Nation	Starting Number	Total Segment Score	Total Element Score	Total Program Score (factored)	Total Component Score (factored)	Total Deductions
10	Jeremie REPOND	SUI	23	85.72	43.06		42.66	0.00

#	Executed Elements	Info	Base Value	GOE	J1	J2	J3	J4	J5	J6	J7	J8	J9	Ref	Scores of Panel
1	3Lo+2T		6.40	0.00	0	0	0	0	0						6.40
2	3T		4.30	0.23	0	0	0	1	1						4.53
3	3Lo<	<	3.60	-0.70	-1	-1	-1	-1	-1						2.90
4	3S+2Lo		6.20	0.00	0	0	-1	0	0						6.20
5	CCoSp4		3.50	0.17	0	1	0	0	1						3.67
6	FSSp3		2.60	0.00	0	0	1	0	0						2.60
7	StSq2		2.60	0.50	1	1	0	1	1						3.10
8	****	*	0.00	0.00	-	-	-	-	-						0.00
9	2A<+2T+1T	<	4.40	x -0.67	-1	-1	-1	-2	-2						3.73
10	2S		1.43	x 0.00	0	0	0	0	0						1.43
11	ChSq1		2.00	0.00	0	0	1	0	0						2.00
12	2A		3.63	x 0.00	0	0	0	-1	0						3.63
13	LSp4		2.70	0.17	0	0	1	1	0						2.87
			43.36												43.06
Program Components				Factor											
Skating Skills				1.60	5.50	5.75	5.75	5.50	5.50						5.58
Transitions				1.60	4.75	5.50	4.75	5.00	5.25						5.00
Performance				1.60	5.25	5.50	5.25	5.25	5.25						5.25
Composition				1.60	5.50	5.75	5.50	5.50	5.50						5.50
Interpretation of the Music				1.60	5.75	5.25	5.50	5.25	5.25						5.33
Judges Total Program Component Score (factored)															42.66

Deductions	0.00
-------------------	-------------

< Under-rotated jump * Invalid element x Credit for highlight distribution, base value multiplied by 1.1

Golden Bear 2016

SENIOR LADIES FREE SKATING

JUDGES DETAILS PER SKATER

Rank	Name	Nation	Starting Number	Total Segment Score	Total Element Score	Total Program Component Score (factored)	Total Deductions
11	Eliska BREZINOVA	CZE	21	85.30	41.36	44.94	1.00

#	Executed Elements	Info	Base Value	GOE	J1	J2	J3	J4	J5	J6	J7	J8	J9	Ref	Scores of Panel	
1	3S		4.40	-1.40	-2	-2	-2	-2	-2						3.00	
2	3Lz<	<	4.20	-0.93	-1	-1	-1	-2	-2						3.27	
3	3Lo		5.10	0.00	0	0	-1	0	0						5.10	
4	FCSSp4		3.00	0.67	1	2	2	1	1						3.67	
5	3T		4.30	-2.10	-3	-3	-3	-3	-3						2.20	
6	StSq3		3.30	0.50	1	1	0	1	1						3.80	
7	3T<+2T	<	4.73	x -1.40	-3	-2	-2	-2	-2						3.33	
8	3S+1T		5.28	x -1.17	-2	-1	-1	-2	-2						4.11	
9	ChSq1		2.00	1.17	2	1	0	2	2						3.17	
10	CCoSp4		3.50	0.67	1	1	1	2	2						4.17	
11	1A+1A+SEQ		1.94	x -0.40	-2	-3	-2	-2	-2						1.54	
12	FCCoSp4		3.50	0.50	1	1	-1	1	1						4.00	
			45.25												41.36	
Program Components			Factor													
Skating Skills			1.60			6.50	6.25	6.25	6.00	5.75						6.17
Transitions			1.60			3.75	5.75	4.75	5.00	5.25						5.00
Performance			1.60			5.50	5.75	5.00	5.50	5.50						5.50
Composition			1.60			5.75	6.00	5.25	5.75	5.75						5.75
Interpretation of the Music			1.60			6.00	6.00	5.00	5.50	5.50						5.67
Judges Total Program Component Score (factored)																44.94

Deductions	Falls: -1.00(1)	-1.00
-------------------	-----------------	--------------

< Under-rotated jump x Credit for highlight distribution, base value multiplied by 1.1

Rank	Name	Nation	Starting Number	Total Segment Score	Total Element Score	Total Program Component Score (factored)	Total Deductions
12	Kerstin FRANK	AUT	22	84.15	40.09	45.06	1.00

#	Executed Elements	Info	Base Value	GOE	J1	J2	J3	J4	J5	J6	J7	J8	J9	Ref	Scores of Panel	
1	2Lz		2.10	0.40	2	0	2	1	1						2.50	
2	3T+2T		5.60	0.70	1	1	1	2	1						6.30	
3	3S		4.40	-2.10	-3	-3	-3	-3	-3						2.30	
4	FCCoSp4		3.50	0.50	1	1	1	1	1						4.00	
5	ChSq1		2.00	0.70	1	1	0	2	1						2.70	
6	2T		1.43	x -0.33	-1	-1	-2	-2	-2						1.10	
7	1S		0.44	x 0.00	0	0	-1	0	0						0.44	
8	2A		3.63	x 0.50	1	1	1	2	1						4.13	
9	2A+1Lo+2S		5.61	x 0.17	0	0	1	1	0						5.78	
10	FCSp4		3.20	0.17	1	0	1	0	0						3.37	
11	StSq3		3.30	0.17	0	1	1	0	0						3.47	
12	CCoSp4		3.50	0.50	1	1	2	1	1						4.00	
			38.71												40.09	
Program Components			Factor													
Skating Skills			1.60			6.00	6.00	6.75	5.75	5.75						5.92
Transitions			1.60			4.00	5.75	5.75	5.00	5.25						5.33
Performance			1.60			5.25	5.75	6.00	5.50	5.25						5.50
Composition			1.60			5.50	6.25	6.00	5.75	5.75						5.83
Interpretation of the Music			1.60			5.50	6.00	5.50	5.75	5.50						5.58
Judges Total Program Component Score (factored)																45.06

Deductions	Falls: -1.00(1)	-1.00
-------------------	-----------------	--------------

x Credit for highlight distribution, base value multiplied by 1.1

Golden Bear 2016

SENIOR LADIES FREE SKATING

JUDGES DETAILS PER SKATER

Rank	Name	Nation	Starting Number	Total Segment Score	Total Element Score	Total Program Score (factored)	Total Component Score (factored)	Total Deductions
13	Michaela DU TOIT	RSA	14	82.35	40.41		42.94	1.00

#	Executed Elements	Info	Base Value	GOE	J1	J2	J3	J4	J5	J6	J7	J8	J9	Ref	Scores of Panel
1	3S+2T		5.70	0.70	1	1	1	1	1						6.40
2	3T		4.30	-0.93	-1	-1	-1	-2	-2						3.37
3	2A		3.30	0.50	1	1	1	2	1						3.80
4	FCSp4		3.20	0.00	0	0	0	0	0						3.20
5	3S<	<	3.10	-2.10	-3	-3	-3	-3	-3						1.00
6	ChSq1		2.00	0.47	1	1	0	0	1						2.47
7	3T<+REP	<	2.31	x -1.40	-3	-2	-2	-2	-2						0.91
8	2A+1Lo+2S		5.61	x 0.00	0	0	0	1	0						5.61
9	2F+2T		3.52	x 0.00	0	0	0	0	0						3.52
10	LSp4		2.70	0.50	0	1	2	1	1						3.20
11	StSq2		2.60	0.33	1	1	1	0	0						2.93
12	CCoSp4		3.50	0.50	1	1	1	1	1						4.00
			41.84												40.41
	Program Components			Factor											
	Skating Skills			1.60	5.75	5.50	6.00	5.00	5.00						5.42
	Transitions			1.60	5.50	5.25	5.25	4.25	4.50						5.00
	Performance			1.60	5.75	5.75	5.50	4.75	5.00						5.42
	Composition			1.60	5.50	5.50	5.50	5.00	5.00						5.33
	Interpretation of the Music			1.60	6.00	6.00	5.75	5.25	5.00						5.67
	Judges Total Program Component Score (factored)														42.94

Deductions	Falls: -1.00(1)	-1.00
-------------------	-----------------	--------------

< Under-rotated jump x Credit for highlight distribution, base value multiplied by 1.1 REP Jump repetition

Rank	Name	Nation	Starting Number	Total Segment Score	Total Element Score	Total Program Score (factored)	Total Component Score (factored)	Total Deductions
14	Liubov EFIMENKO	FIN	26	81.98	36.05		46.93	1.00

#	Executed Elements	Info	Base Value	GOE	J1	J2	J3	J4	J5	J6	J7	J8	J9	Ref	Scores of Panel
1	1Lo		0.50	0.00	0	0	0	0	0						0.50
2	1Lz		0.60	0.00	0	0	0	0	0						0.60
3	2A+3T<	<	6.30	-0.83	-2	-1	-2	0	-2						5.47
4	3Lo<	<	3.60	-2.10	-3	-3	-3	-3	-3						1.50
5	StSq3		3.30	1.00	2	2	2	2	2						4.30
6	****	*	0.00	0.00	-	-	-	-	-						0.00
7	2A+1Lo+3S<	<	7.59	x -0.50	-1	-1	-2	0	-1						7.09
8	2S		1.43	x 0.00	0	0	0	0	0						1.43
9	FSSp4		3.00	0.17	0	1	0	1	0						3.17
10	LSp4		2.70	0.50	1	1	1	1	1						3.20
11	ChSq1		2.00	0.70	1	1	0	1	1						2.70
12	2F		2.09	x 0.00	0	0	0	0	0						2.09
13	CCoSp4		3.50	0.50	0	1	1	1	1						4.00
			36.61												36.05
	Program Components			Factor											
	Skating Skills			1.60	5.75	6.00	6.50	6.25	6.25						6.17
	Transitions			1.60	5.50	6.00	6.25	5.75	5.75						5.83
	Performance			1.60	5.75	5.75	5.75	5.00	5.25						5.58
	Composition			1.60	5.50	6.25	6.00	6.00	6.00						6.00
	Interpretation of the Music			1.60	5.75	6.25	6.00	5.50	5.50						5.75
	Judges Total Program Component Score (factored)														46.93

Deductions	Falls: -1.00(1)	-1.00
-------------------	-----------------	--------------

< Under-rotated jump * Invalid element x Credit for highlight distribution, base value multiplied by 1.1

Golden Bear 2016

SENIOR LADIES FREE SKATING

JUDGES DETAILS PER SKATER

Rank	Name	Nation	Starting Number	Total Segment Score	Total Element Score	Total Program Score (factored)	Total Component Score (factored)	Total Deductions
15	Charlotte VAN DER SARREN	BEL	17	81.58	35.98		45.60	0.00

#	Executed Elements	Info	Base Value	GOE	J1	J2	J3	J4	J5	J6	J7	J8	J9	Ref	Scores of Panel
1	2A		3.30	0.50	1	0	1	1	1						3.80
2	2T		1.30	0.00	0	0	0	0	1						1.30
3	3S+2T		5.70	-0.70	-1	-2	-1	-1	-1						5.00
4	LSp4		2.70	0.67	2	1	1	1	2						3.37
5	ChSq1		2.00	1.17	2	1	1	2	2						3.17
6	2A+1A+SEQ		3.52	0.50	1	1	1	1	1						4.02
7	2T*	*	0.00	x 0.00	-	-	-	-	-						0.00
8	3S<	<	3.41	x -1.40	-3	-2	-2	-2	-2						2.01
9	2Lo+1A+SEQ		2.55	x 0.00	0	0	0	0	0						2.55
10	FCCoSp4		3.50	0.50	1	1	1	1	1						4.00
11	StSq2		2.60	-0.17	-1	1	-1	0	0						2.43
12	CCoSp4		3.50	0.83	1	2	2	2	1						4.33
			34.08												35.98
Program Components				Factor											
Skating Skills				1.60	6.00	6.00	6.25	5.50	5.75						5.92
Transitions				1.60	5.50	5.75	6.25	5.25	5.25						5.50
Performance				1.60	5.50	5.50	6.00	5.00	5.75						5.58
Composition				1.60	5.50	6.00	6.25	5.75	5.75						5.83
Interpretation of the Music				1.60	5.75	5.75	6.25	5.50	5.50						5.67
Judges Total Program Component Score (factored)															45.60

Deductions	0.00
-------------------	-------------

< Under-rotated jump * Invalid element x Credit for highlight distribution, base value multiplied by 1.1

Rank	Name	Nation	Starting Number	Total Segment Score	Total Element Score	Total Program Score (factored)	Total Component Score (factored)	Total Deductions
16	Kristina SKULETA-GROMOVA	EST	11	80.13	38.07		43.06	1.00

#	Executed Elements	Info	Base Value	GOE	J1	J2	J3	J4	J5	J6	J7	J8	J9	Ref	Scores of Panel
1	3T+3T<<	<<	5.60	-1.40	-2	-2	-2	-2	-2						4.20
2	3Lz<	!	4.20	-0.93	-1	-2	-2	-1	-1						3.27
3	2A		3.30	0.33	1	1	0	1	0						3.63
4	2Lz+2T	!	3.40	-0.30	-1	-1	-1	-1	-1						3.10
5	LSp4		2.70	1.00	2	2	2	2	2						3.70
6	StSq3		3.30	0.17	1	1	0	0	0						3.47
7	3F<<	<<	2.09	x -0.70	-2	-2	-3	-2	-3						1.39
8	2Lz+1Lo+1F		3.41	x 0.00	-1	0	0	0	0						3.41
9	2A<	<	2.53	x -1.50	-3	-3	-3	-3	-3						1.03
10	FCCoSp4		3.50	0.67	1	1	2	2	1						4.17
11	ChSq1		2.00	0.70	1	1	0	1	1						2.70
12	CCoSp4		3.50	0.50	1	1	1	1	1						4.00
			39.53												38.07
Program Components				Factor											
Skating Skills				1.60	5.50	5.50	5.75	5.25	5.00						5.42
Transitions				1.60	5.25	5.00	5.25	5.00	4.75						5.08
Performance				1.60	5.50	5.25	5.50	5.25	5.00						5.33
Composition				1.60	5.75	5.50	5.75	5.50	5.25						5.58
Interpretation of the Music				1.60	5.75	5.50	6.00	5.25	5.00						5.50
Judges Total Program Component Score (factored)															43.06

Deductions	Falls: -1.00(1)	-1.00
-------------------	-----------------	--------------

< Under-rotated jump << Downgraded jump x Credit for highlight distribution, base value multiplied by 1.1 ! Not clear edge

Golden Bear 2016

SENIOR LADIES FREE SKATING

JUDGES DETAILS PER SKATER

Rank	Name	Nation	Starting Number	Total Segment Score	Total Element Score	Total Program Score (factored)	Total Component Score (factored)	Total Deductions
17	Annika HOCHE	GER	18	80.08	35.89		45.19	1.00

#	Executed Elements	Info	Base Value	GOE	J1	J2	J3	J4	J5	J6	J7	J8	J9	Ref	Scores of Panel		
1	1Lz		0.60	0.00	0	-1	0	0	0						0.60		
2	2A+1Lo+2S		5.10	0.50	1	1	0	1	1						5.60		
3	3S		4.40	-0.93	-2	-1	-2	-1	-1						3.47		
4	2T<<	<<	0.40	-0.30	-3	-3	-3	-3	-3						0.10		
5	FCCoSp4		3.50	0.50	1	1	1	1	1						4.00		
6	LSp4		2.70	1.00	2	2	2	2	2						3.70		
7	3T<	<	3.30	x -2.10	-3	-3	-3	-3	-3						1.20		
8	2F		2.09	x 0.30	1	1	0	1	1						2.39		
9	2A+2T		5.06	x 0.33	1	1	0	0	1						5.39		
10	CCoSp3		3.00	0.17	1	1	0	0	0						3.17		
11	ChSq1		2.00	0.47	0	1	0	1	1						2.47		
12	StSq3		3.30	0.50	1	1	1	1	1						3.80		
			35.45												35.89		
Program Components				Factor													
Skating Skills				1.60	5.75	6.00	5.50	5.50	5.50							5.58	
Transitions				1.60	5.75	5.75	5.75	5.00	5.25								5.58
Performance				1.60	6.25	5.75	5.50	5.50	5.50								5.58
Composition				1.60	6.50	6.00	5.75	5.25	5.25								5.67
Interpretation of the Music				1.60	6.25	6.25	5.75	5.50	5.50								5.83
Judges Total Program Component Score (factored)																45.19	

Deductions	Falls: -1.00(1)	-1.00
-------------------	-----------------	--------------

< Under-rotated jump << Downgraded jump x Credit for highlight distribution, base value multiplied by 1.1

Rank	Name	Nation	Starting Number	Total Segment Score	Total Element Score	Total Program Score (factored)	Total Component Score (factored)	Total Deductions
18	Antonina DUBININA	SRB	25	80.08	38.15		42.93	1.00

#	Executed Elements	Info	Base Value	GOE	J1	J2	J3	J4	J5	J6	J7	J8	J9	Ref	Scores of Panel	
1	3S+1Lo+3S<	<	8.00	-1.17	-1	-1	-2	-2	-2						6.83	
2	3Lze<	e	3.60	-1.87	-3	-3	-3	-2	-2						1.73	
3	3Lo<	<	3.60	-0.70	-1	-1	-2	-1	-1						2.90	
4	2A+2T		4.60	0.00	0	0	0	0	0						4.60	
5	FCCoSp4		3.50	0.50	0	1	1	1	1						4.00	
6	CCoSp3		3.00	0.33	1	0	0	1	1						3.33	
7	ChSq1		2.00	0.70	1	1	0	1	1						2.70	
8	2T		1.43	x -0.40	-2	-3	-2	-2	-2						1.03	
9	2A		3.63	x 0.00	0	0	0	0	-1						3.63	
10	3T<	<	3.30	x -2.10	-3	-3	-3	-3	-3						1.20	
11	StSq3		3.30	0.00	0	0	0	0	0						3.30	
12	LSp3		2.40	0.50	1	1	1	2	1						2.90	
			42.36												38.15	
Program Components				Factor												
Skating Skills				1.60	5.50	5.75	6.25	6.00	5.75							5.83
Transitions				1.60	4.25	5.50	6.00	5.25	5.25							5.33
Performance				1.60	4.50	5.75	6.00	5.50	5.50							5.58
Composition				1.60	4.50	5.50	6.00	5.00	5.00							5.17
Interpretation of the Music				1.60	4.75	5.50	5.50	4.00	4.50							4.92
Judges Total Program Component Score (factored)																42.93

Deductions	Falls: -1.00(1)	-1.00
-------------------	-----------------	--------------

< Under-rotated jump x Credit for highlight distribution, base value multiplied by 1.1 e Wrong edge

Golden Bear 2016

SENIOR LADIES FREE SKATING

JUDGES DETAILS PER SKATER

Rank	Name	Nation	Starting Number	Total Segment Score	Total Element Score	Total Program Score (factored)	Total Component Score (factored)	Total Deductions
19	Dasa GRM	SLO	4	78.51	37.18		41.33	0.00

#	Executed Elements	Info	Base Value	GOE	J1	J2	J3	J4	J5	J6	J7	J8	J9	Ref	Scores of Panel		
1	3Lz		6.00	0.70	1	1	1	0	1						6.70		
2	2F		1.90	0.30	1	1	0	1	1						2.20		
3	1A+1Lo+2S		2.90	0.00	0	0	0	0	0						2.90		
4	CCoSp4		3.50	0.50	1	1	1	1	0						4.00		
5	ChSq1		2.00	0.70	2	1	1	1	1						2.70		
6	2F+2T		3.52	x 0.30	1	1	1	1	1						3.82		
7	2A		3.63	x -1.00	-2	-2	-3	-2	-2						2.63		
8	2T		1.43	x 0.00	0	0	1	0	0						1.43		
9	FCCoSp4		3.50	0.50	1	1	2	1	1						4.00		
10	2T*	*	0.00	x 0.00	-	-	-	-	-						0.00		
11	StSq3		3.30	0.50	1	1	2	1	1						3.80		
12	FSSp4		3.00	0.00	0	1	0	0	0						3.00		
			34.68												37.18		
Program Components				Factor													
Skating Skills				1.60	5.50	5.50	5.50	5.00	5.00							5.33	
Transitions				1.60	5.00	5.25	5.75	4.75	4.50							5.00	
Performance				1.60	5.25	5.25	5.25	4.75	4.75								5.08
Composition				1.60	5.00	5.75	5.25	5.25	5.00								5.17
Interpretation of the Music				1.60	5.50	5.50	5.00	5.25	5.00								5.25
Judges Total Program Component Score (factored)																41.33	

Deductions	0.00
-------------------	-------------

* Invalid element x Credit for highlight distribution, base value multiplied by 1.1

Rank	Name	Nation	Starting Number	Total Segment Score	Total Element Score	Total Program Score (factored)	Total Component Score (factored)	Total Deductions
20	Julia SAUTER	ROM	16	76.78	36.24		42.54	2.00

#	Executed Elements	Info	Base Value	GOE	J1	J2	J3	J4	J5	J6	J7	J8	J9	Ref	Scores of Panel		
1	2A		3.30	0.67	1	1	1	2	2						3.97		
2	3S+2Lo		6.20	-1.17	-1	-2	-1	-2	-2						5.03		
3	2A		3.30	0.00	0	0	0	0	0						3.30		
4	3T		4.30	-2.10	-3	-3	-3	-3	-3						2.20		
5	FSSp4		3.00	0.50	1	2	1	1	1						3.50		
6	ChSq1		2.00	0.93	1	1	0	2	2						2.93		
7	3S<	<	3.41	x -2.10	-3	-3	-3	-3	-3						1.31		
8	2Lz		2.31	x -0.80	-3	-3	-2	-2	-3						1.51		
9	1Lz+2T+Lo		2.09	x -0.20	-1	-1	-1	-1	-1						1.89		
10	CCoSp4		3.50	0.17	1	1	0	0	0						3.67		
11	FCCoSp4		3.50	-0.20	-2	-1	0	-1	0						3.30		
12	StSq3		3.30	0.33	0	1	-1	1	1						3.63		
			40.21												36.24		
Program Components				Factor													
Skating Skills				1.60	5.50	5.50	5.75	5.00	5.25							5.42	
Transitions				1.60	5.75	5.50	5.25	4.75	4.75							5.17	
Performance				1.60	5.75	5.25	5.00	4.75	5.00								5.08
Composition				1.60	5.75	5.75	5.25	5.50	5.25								5.50
Interpretation of the Music				1.60	5.75	5.75	4.75	5.25	5.25								5.42
Judges Total Program Component Score (factored)																42.54	

Deductions	Falls: -2.00(2)	-2.00
-------------------	-----------------	--------------

< Under-rotated jump x Credit for highlight distribution, base value multiplied by 1.1

Golden Bear 2016

SENIOR LADIES FREE SKATING

JUDGES DETAILS PER SKATER

Rank	Name	Nation	Starting Number	Total Segment Score	Total Element Score	Total Program Score (factored)	Total Component Score (factored)	Total Deductions
21	Alessia ZARDINI	ITA	13	76.75	35.82		40.93	0.00

#	Executed Elements	Info	Base Value	GOE	J1	J2	J3	J4	J5	J6	J7	J8	J9	Ref	Scores of Panel
1	2A		3.30	-0.83	-1	-1	-2	-2	-2						2.47
2	3T<<	<<	1.30	-0.60	-3	-3	-3	-3	-3						0.70
3	3S+2T		5.70	0.00	0	0	0	-1	0						5.70
4	CCoSp4		3.50	0.33	1	1	1	0	0						3.83
5	3S<	<	3.10	-1.17	-2	-1	-2	-1	-2						1.93
6	1A		1.10	-0.20	-1	-1	-2	-1	-1						0.90
7	FCCoSp3V		2.50	0.33	1	1	1	0	0						2.83
8	2F+2Lo	x	4.07	0.00	0	0	0	0	0						4.07
9	2Lz+2T+2Lo	!	5.72	x -0.30	-1	-1	-1	-1	-1						5.42
10	StSq2		2.60	0.17	1	1	0	0	0						2.77
11	LSp3		2.40	0.33	1	1	2	0	0						2.73
12	ChSq1		2.00	0.47	1	1	0	1	0						2.47
			37.29												35.82
Program Components				Factor											
Skating Skills				1.60	5.50	5.75	6.00	4.25	4.50						5.25
Transitions				1.60	5.50	5.75	5.25	3.75	4.25						5.00
Performance				1.60	5.75	5.50	5.25	4.25	4.50						5.08
Composition				1.60	5.75	6.00	5.00	4.50	4.50						5.08
Interpretation of the Music				1.60	5.75	5.75	5.25	4.50	4.50						5.17
Judges Total Program Component Score (factored)															40.93

Deductions	0.00
-------------------	-------------

< Under-rotated jump << Downgraded jump x Credit for highlight distribution, base value multiplied by 1.1 ! Not clear edge

Rank	Name	Nation	Starting Number	Total Segment Score	Total Element Score	Total Program Score (factored)	Total Component Score (factored)	Total Deductions
22	Julia BATORI	HUN	9	74.77	37.57		37.20	0.00

#	Executed Elements	Info	Base Value	GOE	J1	J2	J3	J4	J5	J6	J7	J8	J9	Ref	Scores of Panel
1	2Lz<	<	1.50	-0.60	-2	-1	-2	-2	-3						0.90
2	3Lo<	<	3.60	-0.70	-1	-1	-1	-1	-1						2.90
3	2S+2T		2.60	0.00	0	0	0	0	0						2.60
4	2A+2T		4.60	0.17	0	0	0	1	1						4.77
5	CCoSp3		3.00	0.50	1	1	1	0	1						3.50
6	2S		1.30	0.00	0	0	0	0	0						1.30
7	2A	x	3.63	0.50	1	1	1	1	1						4.13
8	2Lz+2Lo+2Lo	x	6.27	0.00	0	-1	0	0	0						6.27
9	LSp3		2.40	0.00	0	1	-1	0	0						2.40
10	FCCoSp4		3.50	0.00	0	0	0	0	0						3.50
11	StSq2		2.60	0.00	1	0	0	0	0						2.60
12	ChSq1		2.00	0.70	1	1	0	1	1						2.70
			37.00												37.57
Program Components				Factor											
Skating Skills				1.60	5.00	5.00	4.75	4.50	4.50						4.75
Transitions				1.60	4.75	4.75	4.75	4.25	4.25						4.58
Performance				1.60	5.00	5.00	4.25	4.50	4.50						4.67
Composition				1.60	5.00	5.25	4.50	4.50	4.50						4.67
Interpretation of the Music				1.60	5.25	4.75	4.00	4.50	4.50						4.58
Judges Total Program Component Score (factored)															37.20

Deductions	0.00
-------------------	-------------

< Under-rotated jump x Credit for highlight distribution, base value multiplied by 1.1

Golden Bear 2016

SENIOR LADIES FREE SKATING

JUDGES DETAILS PER SKATER

Rank	Name	Nation	Starting Number	Total Segment Score	Total Element Score	Total Program Score (factored)	Total Component Score (factored)	Total Deductions
23	Lara ROTH	AUT	10	72.79	32.33		41.46	1.00

#	Executed Elements	Info	Base Value	GOE	J1	J2	J3	J4	J5	J6	J7	J8	J9	Ref	Scores of Panel
1	3F<	<	3.70	-1.17	-2	-1	-3	-1	-2						2.53
2	1Lo		0.50	0.00	0	0	-1	0	0						0.50
3	2A		3.30	0.67	1	1	1	2	2						3.97
4	3S		4.40	0.00	0	0	0	0	0						4.40
5	FCCoSp4		3.50	0.50	1	1	0	1	1						4.00
6	2T+2T		2.60	0.13	1	1	0	0	1						2.73
7	2A<<	<<	1.10	-0.60	-3	-3	-3	-3	-3						0.50
8	CCoSp3		3.00	0.50	1	1	1	1	0						3.50
9	3T<	<	3.30	x -2.10	-3	-3	-3	-3	-2						1.20
10	LSp4		2.70	0.50	1	1	2	1	1						3.20
11	ChSq1		2.00	0.00	0	0	0	1	0						2.00
12	StSq3		3.30	0.50	1	1	1	1	1						3.80
			33.40												32.33
	Program Components			Factor											
	Skating Skills			1.60	5.25	5.50	5.75	5.25	4.75						5.33
	Transitions			1.60	4.75	5.25	5.00	4.75	4.50						4.83
	Performance			1.60	5.25	5.25	5.25	5.25	5.00						5.25
	Composition			1.60	5.25	5.50	5.25	5.00	5.00						5.17
	Interpretation of the Music			1.60	5.50	5.75	5.25	5.25	5.00						5.33
	Judges Total Program Component Score (factored)														41.46

Deductions	Falls: -1.00(1)	-1.00
-------------------	-----------------	--------------

< Under-rotated jump << Downgraded jump x Credit for highlight distribution, base value multiplied by 1.1

Rank	Name	Nation	Starting Number	Total Segment Score	Total Element Score	Total Program Score (factored)	Total Component Score (factored)	Total Deductions
24	Lea SERNA	FRA	1	70.83	33.97		37.86	1.00

#	Executed Elements	Info	Base Value	GOE	J1	J2	J3	J4	J5	J6	J7	J8	J9	Ref	Scores of Panel
1	3T+2T		5.60	0.47	1	1	0	1	0						6.07
2	3S		4.40	0.70	1	1	1	1	1						5.10
3	2T		1.30	-0.60	-3	-3	-2	-3	-3						0.70
4	1A<<	<<	0.00	0.00	-	-	-	-	-						0.00
5	FCCoSp3		3.00	-0.20	0	0	-1	-1	-1						2.80
6	CCoSp4		3.50	0.33	1	1	1	0	0						3.83
7	StSq3		3.30	0.33	1	1	1	0	0						3.63
8	2A		3.63	x 0.50	1	1	0	1	1						4.13
9	3T<<	<<	1.43	x -0.60	-3	-3	-3	-3	-3						0.83
10	2Lz		2.31	x -0.80	-3	-2	-2	-3	-3						1.51
11	ChSq1		2.00	0.47	1	1	1	0	0						2.47
12	LSp3		2.40	0.50	1	1	1	1	1						2.90
			32.87												33.97
	Program Components			Factor											
	Skating Skills			1.60	5.00	5.25	5.00	5.00	5.00						5.00
	Transitions			1.60	4.50	4.50	5.25	4.25	4.50						4.50
	Performance			1.60	4.75	4.75	5.25	4.75	4.50						4.75
	Composition			1.60	4.75	5.00	5.25	4.75	4.75						4.83
	Interpretation of the Music			1.60	5.00	4.25	4.75	4.50	4.50						4.58
	Judges Total Program Component Score (factored)														37.86

Deductions	Falls: -1.00(1)	-1.00
-------------------	-----------------	--------------

<< Downgraded jump x Credit for highlight distribution, base value multiplied by 1.1

Golden Bear 2016

SENIOR LADIES FREE SKATING

JUDGES DETAILS PER SKATER

Rank	Name	Nation	Starting Number	Total Segment Score	Total Element Score	Total Program Score (factored)	Total Component Score (factored)	Total Deductions
25	Romana KAISER	LIE	7	68.65	33.39		36.26	1.00

#	Executed Elements	Info	Base Value	GOE	J1	J2	J3	J4	J5	J6	J7	J8	J9	Ref	Scores of Panel
1	2A+2T		4.60	-0.33	-1	-1	-1	0	0						4.27
2	2F		1.90	-0.50	-3	-2	-2	-1	-1						1.40
3	2A<	<	2.30	-1.50	-3	-3	-3	-3	-3						0.80
4	FCSp4		3.20	0.33	1	1	0	0	1						3.53
5	StSq3		3.30	0.17	1	0	1	0	0						3.47
6	2S+2T		2.86	x 0.00	0	0	0	0	0						2.86
7	2Lz+1Lo+2S		4.29	x 0.00	0	0	0	0	0						4.29
8	CCoSp4		3.50	0.00	0	0	1	0	0						3.50
9	ChSq1		2.00	0.00	0	-1	1	0	0						2.00
10	2Lz		2.31	x 0.00	0	0	0	0	0						2.31
11	2F		2.09	x 0.00	0	0	0	0	0						2.09
12	LSp4		2.70	0.17	0	0	1	1	0						2.87
			35.05												33.39
Program Components				Factor											
Skating Skills				1.60	4.50	4.75	4.75	4.25	4.50						4.58
Transitions				1.60	4.25	4.50	5.00	3.50	4.00						4.25
Performance				1.60	4.75	4.75	5.25	4.25	4.25						4.58
Composition				1.60	4.75	4.50	5.00	4.50	4.25						4.58
Interpretation of the Music				1.60	4.75	4.75	5.50	4.50	4.25						4.67
Judges Total Program Component Score (factored)															36.26

Deductions	Falls: -1.00(1)	-1.00
-------------------	-----------------	--------------

< Under-rotated jump x Credit for highlight distribution, base value multiplied by 1.1

Rank	Name	Nation	Starting Number	Total Segment Score	Total Element Score	Total Program Score (factored)	Total Component Score (factored)	Total Deductions
26	Sila SAYGI	TUR	6	65.43	27.17		38.26	0.00

#	Executed Elements	Info	Base Value	GOE	J1	J2	J3	J4	J5	J6	J7	J8	J9	Ref	Scores of Panel
1	3T<<	<<	1.30	-0.47	-3	-2	-3	-2	-2						0.83
2	1S		0.40	-0.07	-1	-1	-1	0	0						0.33
3	2S+1T		1.70	0.00	0	0	0	0	0						1.70
4	FCCoSp4		3.50	0.67	2	1	2	1	1						4.17
5	StSq2		2.60	0.50	1	1	2	1	1						3.10
6	2A+2T		5.06	x 0.00	0	0	0	0	0						5.06
7	2Lz+2Lo<+1Lo<<	<<	3.74	x -0.90	-3	-3	-3	-3	-3						2.84
8	1A		1.21	x 0.00	0	0	0	0	0						1.21
9	ChSq1		2.00	0.47	1	1	1	0	0						2.47
10	1Lz		0.66	x 0.00	0	0	0	0	0						0.66
11	LSp3		2.40	0.50	1	1	1	1	0						2.90
12	CCoSp1		2.00	-0.10	0	-1	-1	0	0						1.90
			26.57												27.17
Program Components				Factor											
Skating Skills				1.60	4.75	5.50	5.00	4.75	4.50						4.83
Transitions				1.60	4.50	5.25	5.00	3.75	3.75						4.42
Performance				1.60	4.75	5.00	5.25	4.00	4.50						4.75
Composition				1.60	5.00	5.25	5.00	4.50	4.50						4.83
Interpretation of the Music				1.60	5.25	5.50	5.50	4.25	4.50						5.08
Judges Total Program Component Score (factored)															38.26

Deductions		0.00
-------------------	--	-------------

< Under-rotated jump << Downgraded jump x Credit for highlight distribution, base value multiplied by 1.1

Golden Bear 2016

SENIOR LADIES FREE SKATING

JUDGES DETAILS PER SKATER

Rank	Name	Nation	Starting Number	Total Segment Score	Total Element Score	Total Program Component Score (factored)	Total Deductions
27	Nina Larissa WOLFLSLAST	AUT	8	60.40	27.06	35.34	2.00

#	Executed Elements	Info	Base Value	GOE	J1	J2	J3	J4	J5	J6	J7	J8	J9	Ref	Scores of Panel
1	2A		3.30	-0.50	-1	0	-1	-1	-1						2.80
2	3T<<	<<	1.30	-0.60	-3	-3	-3	-3	-3						0.70
3	2S		1.30	-0.60	-3	-3	-3	-3	-3						0.70
4	2Lo		1.80	-0.10	-1	-1	0	0	0						1.70
5	FCCoSp3		3.00	0.00	0	0	1	0	0						3.00
6	ChSq1		2.00	0.47	0	0	1	1	1						2.47
7	2F+2T	x	3.52	-0.60	-2	-2	-2	-2	-2						2.92
8	2F	x	2.09	0.00	0	0	0	0	0						2.09
9	1A	x	1.21	0.00	0	0	0	0	0						1.21
10	CSSp4		3.00	0.17	0	1	0	1	0						3.17
11	StSq3		3.30	0.00	0	0	1	0	0						3.30
12	CCoSp3		3.00	0.00	0	0	1	0	0						3.00
			28.82												27.06
Program Components				Factor											
Skating Skills				1.60	3.75	4.50	4.25	4.50	4.50						4.42
Transitions				1.60	3.50	4.25	4.75	4.25	4.25						4.25
Performance				1.60	4.00	4.75	4.50	4.50	4.50						4.50
Composition				1.60	3.75	4.75	4.25	4.75	4.50						4.50
Interpretation of the Music				1.60	3.50	4.50	4.75	4.50	4.25						4.42
Judges Total Program Component Score (factored)															35.34

Deductions	Falls: -2.00(2)	-2.00
-------------------	-----------------	--------------

<< Downgraded jump x Credit for highlight distribution, base value multiplied by 1.1

Rank	Name	Nation	Starting Number	Total Segment Score	Total Element Score	Total Program Component Score (factored)	Total Deductions
28	Eszter SZOMBATHELYI	HUN	3	56.33	23.86	33.47	1.00

#	Executed Elements	Info	Base Value	GOE	J1	J2	J3	J4	J5	J6	J7	J8	J9	Ref	Scores of Panel
1	3T<<	<<	1.30	-0.60	-3	-3	-3	-3	-3						0.70
2	2A<	<	2.30	-0.67	-1	-1	-2	-1	-2						1.63
3	2F+1Lo+2S		3.70	-0.20	0	0	-1	-1	-1						3.50
4	FCCoSp3V		2.50	0.00	0	0	0	0	0						2.50
5	2Lo		1.80	0.00	0	0	-1	0	0						1.80
6	FCSp2		2.30	-0.30	-1	-1	-1	-1	-1						2.00
7	3T<<+REP	<<	1.00	-0.60	-3	-3	-3	-3	-3						0.40
8	2Lz+2T<	<	3.30	-0.30	-1	-1	-1	-1	-2						3.00
9	2S	x	1.43	0.00	0	0	0	0	0						1.43
10	ChSq1		2.00	0.00	0	0	0	0	0						2.00
11	LSp3		2.40	-0.10	0	0	-1	-1	0						2.30
12	StSq2		2.60	0.00	0	0	0	0	0						2.60
			26.63												23.86
Program Components				Factor											
Skating Skills				1.60	3.75	4.25	4.75	4.25	4.50						4.33
Transitions				1.60	3.25	4.50	4.00	3.75	4.00						3.92
Performance				1.60	3.75	4.25	4.75	4.00	4.25						4.17
Composition				1.60	4.00	4.75	4.25	4.00	4.25						4.17
Interpretation of the Music				1.60	4.00	4.50	4.50	4.25	4.25						4.33
Judges Total Program Component Score (factored)															33.47

Deductions	Falls: -1.00(1)	-1.00
-------------------	-----------------	--------------

< Under-rotated jump << Downgraded jump x Credit for highlight distribution, base value multiplied by 1.1 REP Jump repetition

Golden Bear 2016

SENIOR LADIES FREE SKATING

JUDGES DETAILS PER SKATER

Rank	Name	Nation	Starting Number	Total Segment Score	Total Element Score	Total Program Component Score (factored)				Total Deductions
29	Valentina MIKAC	CRO	2	48.87	23.07	26.80				1.00

#	Executed Elements	Info	Base Value	GOE	J1	J2	J3	J4	J5	J6	J7	J8	J9	Ref	Scores of Panel
1	2A<<	<<	1.10	-0.60	-3	-3	-3	-3	-3						0.50
2	2Lo		1.80	0.00	0	0	0	0	0						1.80
3	2Lz<<	<<	0.60	-0.30	-3	-3	-3	-3	-3						0.30
4	1A		1.10	0.00	0	0	0	0	1						1.10
5	FSSp3		2.60	0.00	0	0	0	0	0						2.60
6	2Lz+2T<<	<<	2.50	-0.70	-2	-3	-3	-2	-2						1.80
7	2F+2Lo	x	4.07	-0.20	0	0	-1	-1	-1						3.87
8	CCoSp2		2.50	0.00	0	0	0	-1	0						2.50
9	StSq2		2.60	-0.33	-1	-1	0	-1	0						2.27
10	ChSq1		2.00	0.00	0	0	1	0	0						2.00
11	2F+1T	x	2.53	0.00	0	0	0	0	0						2.53
12	LSp2		1.90	-0.10	-1	-1	0	0	0						1.80
			25.30											23.07	
Program Components			Factor												
Skating Skills			1.60		2.75	3.25	3.75	3.50	3.75					3.50	
Transitions			1.60		2.00	3.50	3.00	3.00	3.25					3.08	
Performance			1.60		3.25	3.50	3.25	3.25	3.50					3.33	
Composition			1.60		3.00	3.75	3.50	3.50	3.25					3.42	
Interpretation of the Music			1.60		3.25	3.75	3.75	3.25	3.25					3.42	
Judges Total Program Component Score (factored)															26.80

Deductions	Falls: -1.00(1)	-1.00
-------------------	-----------------	--------------

<< Downgraded jump x Credit for highlight distribution, base value multiplied by 1.1

printed: 2.11.2016 14:45:43

Golden Bear 2016

JUNIOR MEN

Velesajam	28 lis 2016 29 lis 2016	Short Program Free Skating
------------------	----------------------------	-------------------------------

Size of Skating Area	:	30m*60m
Ice Conditions	:	very good
Number of Entries	:	9
Number of Participants	:	9

Entry Withdrawn	:	
-----------------	---	--

Short Program			
Duration	:	2:40	+ - 10 Sec.
Segment Factor	:	1,00	
Program Component Factors			
	Skating Skills		1.00
	Transitions		1.00
	Performance		1.00
	Composition		1.00
	Interpretation of the Music		1.00

Free Skating			
Duration	:	4:00	+ - 10 Sec.
Segment Factor	:	1,00	
Program Components Factors			
	Skating Skills		2.00
	Transitions		2.00
	Performance		2.00
	Composition		2.00
	Interpretation of the Music		2.00

Golden Bear 2016

PANEL OF JUDGES

JUNIOR MEN - SHORT PROGRAM

Officials

Technical Controller	Mr. Attila SOOS	HUN
Technical Specialist	Ms. Eva SONNLEITNER	AUT
Assistant Technical Specialist	Ms. Sandra PAVICIC	CRO

Judges

Referee	Mr. Teri SEDEJ	SLO
Judges	Ms. Antica GRUBISIC	CRO
	Mr. Stephen FERNANDEZ	GBR
	Ms. Eva SZILAGY	HUN
	Ms. Elisabetta BIGNARDI	ITA
	Ms. Kitty DELIO LAFORTE	USA

Data/Replay Operator

	Mr. Tomislav BISCAN	CRO
	Ms. Nataša BAHAT	CRO

Golden Bear 2016

RESULTS

JUNIOR MEN FINAL RESULT

Pl. Name	Nation	Total Score	SP	FS
1 Daniel GRASSL	ITA	183,03	2	1
2 Nurullah SAHAKA	SUI	173,48	1	2
3 Maxence COLLET	FRA	156,33	3	4
4 Luc MAIERHOFER	AUT	155,21	4	3
5 Natran TZAGAI	SWE	125,48	6	5
6 Johannes MAIERHOFER	AUT	116,54	7	6
7 Anton SKOFICZ	AUT	115,44	8	7
8 Yann FRECHON	FRA	111,21	5	8
Withdrawn Mate BOROCZ	HUN			

Mr. Teri SEDEJ SLO


Referee

Printed: 29.10.2016 21:29:53



Mr. Attila SOOS HUN

Technical Controller



Golden Bear 2016

RESULTS

JUNIOR MEN SHORT PROGRAM

Pl.	Name	Nation	Total Segment Score
1	Nurullah SAHAKA	SUI	61.40
2	Daniel GRASSL	ITA	58.52
3	Maxence COLLET	FRA	56.86
4	Luc MAIERHOFER	AUT	54.20
5	Yann FRECHON	FRA	43.57
6	Natran TZAGAI	SWE	41.66
7	Johannes MAIERHOFER	AUT	41.07
8	Anton SKOFICZ	AUT	40.50

Printed: 2.11.2016 17:52:02

JUNIOR MEN

RESULT DETAILS SHORT PROGRAM

Pl.	Name	Nation	Total Segment Score =	Total Element Score +	Tot. Prog. Comp. Score * +	SS	TR	PE	CO	IN	Deduct. -
1	Nurullah SAHAKA	SUI	61.40	31.48	30.92	6.25	5.92	6.17	6.25	6.33	1.00
2	Daniel GRASSL	ITA	58.52	32.27	26.25	5.25	5.00	5.50	5.25	5.25	0.00
3	Maxence COLLET	FRA	56.86	27.19	30.67	5.83	5.92	6.17	6.33	6.42	1.00
4	Luc MAIERHOFER	AUT	54.20	27.20	27.00	5.33	5.08	5.67	5.42	5.50	0.00
5	Yann FRECHON	FRA	43.57	21.90	21.67	4.58	4.25	4.42	4.17	4.25	0.00
6	Natran TZAGAI	SWE	41.66	19.23	23.43	4.92	4.42	4.75	4.67	4.67	1.00
7	Johannes MAIERHOFER	AUT	41.07	20.16	22.91	4.83	4.33	4.67	4.58	4.50	2.00
8	Anton SKOFICZ	AUT	40.50	19.76	21.74	4.58	4.08	4.58	4.42	4.08	1.00

SS = Skating Skills

TR = Transitions

PE = Performance

CO = Composition

IN = Interpretation of the Music

* = factored score

Printed: 2.11.2016 17:52:08

Golden Bear 2016

JUNIOR MEN SHORT PROGRAM

JUDGES DETAILS PER SKATER

Rank	Name	Nation	Starting Number	Total Segment Score	Total Element Score	Program Score (factored)	Total Component Score (factored)	Total Deductions
1	Nurullah SAHAKA	SUI	9	61.40	31.48		30.92	1.00

#	Executed Elements	Info	Base Value	GOE	J1	J2	J3	J4	J5	J6	J7	J8	J9	Ref	Scores of Panel
1	3T+3T		8.60	-0.70	-1	-2	-2	0	0						7.90
2	3A<	<	5.90	-3.00	-3	-3	-3	-3	-3						2.90
3	FCSp4		3.20	0.83	1	2	1	2	2						4.03
4	StSq2		2.60	1.17	2	3	1	2	3						3.77
5	3Lo	x	5.61	-1.40	-2	-2	-2	-2	-2						4.21
6	CSSp4		3.00	1.00	2	2	0	2	3						4.00
7	CCoSp4		3.50	1.17	2	2	1	3	3						4.67
			32.41												31.48
	Program Components			Factor											
	Skating Skills			1.00	6.00	6.50	5.50	6.25	6.75						6.25
	Transitions			1.00	5.75	6.00	5.25	6.00	6.75						5.92
	Performance			1.00	6.00	6.00	6.00	6.50	6.75						6.17
	Composition			1.00	5.75	6.25	5.75	6.75	7.00						6.25
	Interpretation of the Music			1.00	6.00	6.25	6.25	6.50	6.75						6.33
	Judges Total Program Component Score (factored)														30.92

Deductions	Falls: -1.00	-1.00
-------------------	--------------	--------------

< Under-rotated jump x Credit for highlight distribution, base value multiplied by 1.1

Rank	Name	Nation	Starting Number	Total Segment Score	Total Element Score	Program Score (factored)	Total Component Score (factored)	Total Deductions
2	Daniel GRASSL	ITA	4	58.52	32.27		26.25	0.00

#	Executed Elements	Info	Base Value	GOE	J1	J2	J3	J4	J5	J6	J7	J8	J9	Ref	Scores of Panel
1	CSSp4		3.00	0.17	-1	0	1	0	1						3.17
2	StSq3		3.30	0.33	1	0	1	0	1						3.63
3	3Lz+3T<	<	9.90	-1.63	-2	-2	-3	-2	-3						8.27
4	FCSp3		2.80	0.33	1	1	0	0	1						3.13
5	3Lo	x	5.61	0.00	1	0	0	0	0						5.61
6	2A	x	3.63	0.50	1	1	0	1	1						4.13
7	CCoSp4		3.50	0.83	2	2	1	1	2						4.33
			31.74												32.27
	Program Components			Factor											
	Skating Skills			1.00	5.50	5.50	4.75	5.00	5.25						5.25
	Transitions			1.00	5.00	5.25	4.75	4.50	5.50						5.00
	Performance			1.00	5.50	5.25	4.50	5.75	6.00						5.50
	Composition			1.00	5.25	5.25	5.00	5.25	6.25						5.25
	Interpretation of the Music			1.00	5.25	5.50	5.00	5.00	6.00						5.25
	Judges Total Program Component Score (factored)														26.25

Deductions		0.00
-------------------	--	-------------

< Under-rotated jump x Credit for highlight distribution, base value multiplied by 1.1

Golden Bear 2016

JUNIOR MEN SHORT PROGRAM

JUDGES DETAILS PER SKATER

Rank	Name	Nation	Starting Number	Total Segment Score	Total Element Score	Program Score (factored)	Total Component Score (factored)	Total Deductions
3	Maxence COLLET	FRA	1	56.86	27.19		30.67	1.00

#	Executed Elements	Info	Base Value	GOE	J1	J2	J3	J4	J5	J6	J7	J8	J9	Ref	Scores of Panel
1	3Lo		5.10	-0.47	-1	0	1	-2	-1						4.63
2	3T+3T<	<	7.30	-2.10	-3	-3	-3	-3	-3						5.20
3	FCSp3		2.80	0.50	-1	0	1	2	2						3.30
4	StSq3		3.30	1.00	1	2	2	2	3						4.30
5	2A	x	3.63	0.33	1	0	0	1	1						3.96
6	CCoSp2		2.50	0.50	1	1	1	1	1						3.00
7	CSSp2		2.30	0.50	1	1	1	1	2						2.80
			26.93												27.19
	Program Components			Factor											
	Skating Skills			1.00	5.50	5.75	5.00	6.50	6.25						5.83
	Transitions			1.00	5.00	6.00	5.50	6.50	6.25						5.92
	Performance			1.00	5.75	5.75	6.00	6.75	7.00						6.17
	Composition			1.00	5.50	6.00	6.25	7.00	6.75						6.33
	Interpretation of the Music			1.00	5.75	6.00	6.50	6.75	7.00						6.42
	Judges Total Program Component Score (factored)														30.67

Deductions	Falls: -1.00	-1.00
-------------------	--------------	--------------

< Under-rotated jump x Credit for highlight distribution, base value multiplied by 1.1

Rank	Name	Nation	Starting Number	Total Segment Score	Total Element Score	Program Score (factored)	Total Component Score (factored)	Total Deductions
4	Luc MAIERHOFER	AUT	3	54.20	27.20		27.00	0.00

#	Executed Elements	Info	Base Value	GOE	J1	J2	J3	J4	J5	J6	J7	J8	J9	Ref	Scores of Panel
1	CSSp4		3.00	0.50	1	1	1	1	2						3.50
2	3Lz+COMBO		6.00	-2.10	-3	-3	-3	-3	-3						3.90
3	CCoSp4		3.50	0.33	1	1	-1	0	1						3.83
4	3Lo	x	5.61	0.23	0	0	1	-2	1						5.84
5	FCSp2		2.30	0.07	0	-1	-1	1	1						2.37
6	2A	x	3.63	0.33	0	1	0	1	1						3.96
7	StSq3		3.30	0.50	1	1	1	1	2						3.80
			27.34												27.20
	Program Components			Factor											
	Skating Skills			1.00	5.25	5.50	4.50	5.25	5.50						5.33
	Transitions			1.00	5.00	6.00	4.50	4.75	5.50						5.08
	Performance			1.00	5.50	6.00	4.75	5.50	6.00						5.67
	Composition			1.00	5.25	5.75	4.50	5.25	6.00						5.42
	Interpretation of the Music			1.00	5.50	5.75	5.00	5.25	6.25						5.50
	Judges Total Program Component Score (factored)														27.00

Deductions		0.00
-------------------	--	-------------

x Credit for highlight distribution, base value multiplied by 1.1

Golden Bear 2016

JUNIOR MEN SHORT PROGRAM

JUDGES DETAILS PER SKATER

Rank	Name	Nation	Starting Number	Total Segment Score	Total Element Score	Total Program Component Score (factored)	Total Deductions
5	Yann FRECHON	FRA	8	43.57	21.90	21.67	0.00

#	Executed Elements	Info	Base Value	GOE	J1	J2	J3	J4	J5	J6	J7	J8	J9	Ref	Scores of Panel
1	3S+2T		5.70	-1.63	-2	-3	-2	-3	-2						4.07
2	3Lo		5.10	-0.47	-1	0	-1	-2	0						4.63
3	StSq2		2.60	0.00	1	0	0	0	0						2.60
4	FCSp1		1.90	0.00	0	0	-1	0	0						1.90
5	2A	x	3.63	0.00	0	0	0	-1	1						3.63
6	CCoSp3V		2.50	-0.20	0	-1	-2	0	-1						2.30
7	CSSp3		2.60	0.17	1	1	0	0	-1						2.77
			24.03												21.90
	Program Components			Factor											
	Skating Skills			1.00	4.75	4.25	4.50	4.50	4.75						4.58
	Transitions			1.00	4.50	4.25	4.00	3.75	4.50						4.25
	Performance			1.00	4.75	4.00	4.25	4.25	4.75						4.42
	Composition			1.00	4.75	4.00	4.00	4.00	4.50						4.17
	Interpretation of the Music			1.00	4.50	3.75	4.25	4.00	4.75						4.25
	Judges Total Program Component Score (factored)														21.67

Deductions															0.00
-------------------	--	--	--	--	--	--	--	--	--	--	--	--	--	--	-------------

x Credit for highlight distribution, base value multiplied by 1.1

Rank	Name	Nation	Starting Number	Total Segment Score	Total Element Score	Total Program Component Score (factored)	Total Deductions
6	Natran TZAGAI	SWE	5	41.66	19.23	23.43	1.00

#	Executed Elements	Info	Base Value	GOE	J1	J2	J3	J4	J5	J6	J7	J8	J9	Ref	Scores of Panel
1	2T+2T*	*	1.30	-0.60	-3	-3	-3	-3	-2						0.70
2	3Lo		5.10	-2.10	-3	-3	-3	-3	-3						3.00
3	CCoSp4		3.50	0.00	0	2	0	0	0						3.50
4	StSq2		2.60	0.00	1	1	-1	-1	0						2.60
5	2A	x	3.63	0.33	0	1	0	1	1						3.96
6	FCSp2		2.30	0.00	0	0	-1	0	0						2.30
7	CSSp4		3.00	0.17	0	0	0	1	1						3.17
			21.43												19.23
	Program Components			Factor											
	Skating Skills			1.00	4.75	5.25	4.50	5.00	5.00						4.92
	Transitions			1.00	4.50	5.00	4.25	4.25	4.50						4.42
	Performance			1.00	4.75	5.00	4.25	4.75	4.75						4.75
	Composition			1.00	4.50	5.50	4.50	4.75	4.75						4.67
	Interpretation of the Music			1.00	4.75	5.25	4.25	4.25	5.00						4.67
	Judges Total Program Component Score (factored)														23.43

Deductions	Falls: -1.00														-1.00
-------------------	--------------	--	--	--	--	--	--	--	--	--	--	--	--	--	--------------

* Invalid element x Credit for highlight distribution, base value multiplied by 1.1

Golden Bear 2016

JUNIOR MEN SHORT PROGRAM

JUDGES DETAILS PER SKATER

Rank	Name	Nation	Starting Number	Total Segment Score	Total Element Score	Program Score (factored)	Total Component Score (factored)	Total Deductions
7	Johannes MAIERHOFER	AUT	7	41.07	20.16		22.91	2.00

#	Executed Elements	Info	Base Value	GOE	J1	J2	J3	J4	J5	J6	J7	J8	J9	Ref	Scores of Panel
1	3T<+COMBO	<	3.00	-2.10	-3	-3	-3	-3	-3						0.90
2	3Lo		5.10	-2.10	-3	-3	-3	-3	-3						3.00
3	FCSp3		2.80	0.50	1	1	0	1	1						3.30
4	CCoSp3		3.00	0.33	1	0	0	2	1						3.33
5	2A	x	3.63	0.33	0	0	1	1	1						3.96
6	CSSp4		3.00	0.07	-1	-1	0	1	1						3.07
7	StSq2		2.60	0.00	0	-1	0	0	1						2.60
			23.13												20.16
	Program Components			Factor											
	Skating Skills			1.00	4.25	4.75	4.75	5.75	5.00						4.83
	Transitions			1.00	4.00	4.50	4.00	4.75	4.50						4.33
	Performance			1.00	4.50	4.50	4.00	5.25	5.00						4.67
	Composition			1.00	4.25	4.75	4.25	5.50	4.75						4.58
	Interpretation of the Music			1.00	4.25	4.25	4.25	5.00	5.00						4.50
	Judges Total Program Component Score (factored)														22.91

Deductions	Falls: -2.00	-2.00
-------------------	--------------	--------------

< Under-rotated jump x Credit for highlight distribution, base value multiplied by 1.1

Rank	Name	Nation	Starting Number	Total Segment Score	Total Element Score	Program Score (factored)	Total Component Score (factored)	Total Deductions
8	Anton SKOFICZ	AUT	2	40.50	19.76		21.74	1.00

#	Executed Elements	Info	Base Value	GOE	J1	J2	J3	J4	J5	J6	J7	J8	J9	Ref	Scores of Panel
1	3S+COMBO		4.40	-2.10	-3	-3	-3	-3	-3						2.30
2	2A		3.30	0.33	0	0	1	2	1						3.63
3	FCSp3		2.80	0.00	0	0	-2	0	0						2.80
4	2Lo		1.80	-0.10	-1	0	-1	0	0						1.70
5	CSSp4		3.00	-0.10	-1	0	0	-1	0						2.90
6	StSq2		2.60	-0.17	-1	0	-1	0	0						2.43
7	CCoSp4		3.50	0.50	1	1	0	1	1						4.00
			21.40												19.76
	Program Components			Factor											
	Skating Skills			1.00	4.50	4.75	4.25	4.50	4.75						4.58
	Transitions			1.00	3.75	4.75	3.75	4.00	4.50						4.08
	Performance			1.00	4.50	4.50	4.00	4.75	4.75						4.58
	Composition			1.00	4.25	4.50	3.75	4.50	5.00						4.42
	Interpretation of the Music			1.00	4.25	4.00	4.00	0.25	4.75						4.08
	Judges Total Program Component Score (factored)														21.74

Deductions	Falls: -1.00	-1.00
-------------------	--------------	--------------

printed: 2.11.2016 17:52:16

Golden Bear 2016

PANEL OF JUDGES

JUNIOR MEN - FREE SKATING

Officials

Technical Controller	Mr. Attila SOOS	HUN
Technical Specialist	Ms. Eva SONNLEITNER	AUT
Assistant Technical Specialist	Ms. Sandra PAVICIC	CRO

Judges

Referee	Mr. Teri SEDEJ	SLO
Judges	Ms. Antica GRUBISIC	CRO
	Mr. Stephen FERNANDEZ	GBR
	Ms. Eva SZILAGY	HUN
	Ms. Elisabetta BIGNARDI	ITA
	Ms. Kitty DELIO LAFORTE	USA

Data/Replay Operator

	Mr. Tomislav BISCAN	CRO
	Ms. Nataša BAHAT	CRO

Golden Bear 2016

RESULTS

JUNIOR MEN FREE SKATING

Pl.	Name	Nation	Total Segment Score
1	Daniel GRASSL	ITA	124.51
2	Nurullah SAHAKA	SUI	112.08
3	Luc MAIERHOFER	AUT	101.01
4	Maxence COLLET	FRA	99.47
5	Natran TZAGAI	SWE	83.82
6	Johannes MAIERHOFER	AUT	75.47
7	Anton SKOFICZ	AUT	74.94
8	Yann FRECHON	FRA	67.64

Printed: 2.11.2016 17:53:14

JUNIOR MEN

RESULT DETAILS FREE SKATING

Pl.	Name	Nation	Total Segment Score =	Total Element Score +	Tot. Prog. Comp. Score * +	SS	TR	PE	CO	IN	Deduct. -
1	Daniel GRASSL	ITA	124.51	64.35	60.16	5.75	5.75	6.25	6.08	6.25	0.00
2	Nurullah SAHAKA	SUI	112.08	50.42	63.66	6.58	5.92	6.33	6.50	6.50	2.00
3	Luc MAIERHOFER	AUT	101.01	52.35	49.66	5.08	4.75	4.92	5.00	5.08	1.00
4	Maxence COLLET	FRA	99.47	43.63	57.84	6.00	5.25	5.92	5.67	6.08	2.00
5	Natran TZAGAI	SWE	83.82	43.48	40.34	4.58	3.67	4.00	3.92	4.00	0.00
6	Johannes MAIERHOFER	AUT	75.47	38.29	40.18	4.58	3.75	3.92	3.92	3.92	3.00
7	Anton SKOFICZ	AUT	74.94	34.78	41.16	4.42	3.83	4.25	4.08	4.00	1.00
8	Yann FRECHON	FRA	67.64	32.30	38.34	4.17	3.58	3.83	3.92	3.67	3.00

SS = Skating Skills

TR = Transitions

PE = Performance

CO = Composition

IN = Interpretation of the Music

* = factored score

Printed: 2.11.2016 17:53:21

Golden Bear 2016

JUNIOR MEN FREE SKATING

JUDGES DETAILS PER SKATER

Rank	Name	Nation	Starting Number	Total Segment Score	Total Element Score	Total Program Score (factored)	Total Component Score (factored)	Total Deductions
1	Daniel GRASSL	ITA	7	124.51	64.35		60.16	0.00

#	Executed Elements	Info	Base Value	GOE	J1	J2	J3	J4	J5	J6	J7	J8	J9	Ref	Scores of Panel
1	3Lz		6.00	0.23	1	0	1	0	0						6.23
2	3A<	<	5.90	-3.00	-2	-3	-3	-3	-3						2.90
3	StSq3		3.30	0.67	2	1	2	1	1						3.97
4	FCCoSp4		3.50	0.50	1	1	0	1	1						4.00
5	2A<+3T	<	7.26	x -0.70	-1	-2	-1	-1	-1						6.56
6	3Lz+2T		8.03	x 0.00	0	0	0	0	0						8.03
7	3F+1Lo+3S<	<	9.79	x -0.70	0	-1	-1	-1	-1						9.09
8	3F		5.83	x 0.00	1	0	0	0	0						5.83
9	2A		3.63	x 0.50	1	0	1	1	1						4.13
10	3Lo		5.61	x 0.00	0	0	0	0	0						5.61
11	CCoSp4		3.50	1.00	2	2	1	2	2						4.50
12	CSSp4		3.00	0.50	1	1	0	1	1						3.50
			65.35												64.35
Program Components				Factor											
Skating Skills				2.00	7.00	6.25	5.25	5.75	5.25						5.75
Transitions				2.00	6.75	6.50	5.50	5.25	5.00						5.75
Performance				2.00	7.50	6.25	6.75	5.75	5.50						6.25
Composition				2.00	7.00	6.50	6.25	4.50	5.50						6.08
Interpretation of the Music				2.00	7.25	6.25	6.75	5.75	5.50						6.25
Judges Total Program Component Score (factored)															60.16

Deductions	0.00
-------------------	-------------

< Under-rotated jump x Credit for highlight distribution, base value multiplied by 1.1

Rank	Name	Nation	Starting Number	Total Segment Score	Total Element Score	Total Program Score (factored)	Total Component Score (factored)	Total Deductions
2	Nurullah SAHAKA	SUI	8	112.08	50.42		63.66	2.00

#	Executed Elements	Info	Base Value	GOE	J1	J2	J3	J4	J5	J6	J7	J8	J9	Ref	Scores of Panel
1	3S		4.40	0.70	1	0	1	2	1						5.10
2	3Lz		6.00	1.17	1	1	2	2	2						7.17
3	3T+2T		5.60	0.70	1	0	0	2	2						6.30
4	2Lo		1.80	-0.90	-3	-3	-3	-3	-3						0.90
5	3S+2T		5.70	-0.23	-1	-1	0	0	0						5.47
6	CCoSp4		3.50	1.00	1	1	2	3	3						4.50
7	StSq3		3.30	0.83	1	2	1	2	2						4.13
8	FCCoSp4		3.50	0.67	1	1	1	2	2						4.17
9	3Lo<<	<<	1.98	x -0.90	-3	-3	-3	-3	-3						1.08
10	2A		3.63	x 0.50	1	1	0	2	1						4.13
11	2A		3.63	x 0.17	1	0	0	1	0						3.80
12	CSSp4		3.00	0.67	1	1	1	2	2						3.67
			46.04												50.42
Program Components				Factor											
Skating Skills				2.00	7.00	7.25	6.00	6.75	5.75						6.58
Transitions				2.00	6.50	5.75	5.50	6.25	5.75						5.92
Performance				2.00	6.50	6.25	5.75	7.00	6.25						6.33
Composition				2.00	6.50	6.00	6.50	6.50	6.50						6.50
Interpretation of the Music				2.00	6.50	6.25	7.00	6.75	6.25						6.50
Judges Total Program Component Score (factored)															63.66

Deductions	Falls: -2.00	-2.00
-------------------	--------------	--------------

<< Downgraded jump x Credit for highlight distribution, base value multiplied by 1.1

Golden Bear 2016

JUNIOR MEN FREE SKATING

JUDGES DETAILS PER SKATER

Rank	Name	Nation	Starting Number	Total Segment Score	Total Element Score	Program Score (factored)	Total Component Score (factored)	Total Deductions
3	Luc MAIERHOFER	AUT	5	101.01	52.35		49.66	1.00

#	Executed Elements	Info	Base Value	GOE	J1	J2	J3	J4	J5	J6	J7	J8	J9	Ref	Scores of Panel
1	3S		4.40	-1.63	-2	-2	-2	-3	-3						2.77
2	3Lz+3T<<	<<	7.30	-2.10	-2	-3	-3	-3	-3						5.20
3	FCSp3		2.80	0.33	-1	1	0	1	1						3.13
4	3Lz		6.00	-0.23	0	-1	0	-1	0						5.77
5	3F+1Lo<<+2F	<<	7.20	-1.63	-2	-2	-2	-3	-3						5.57
6	3Lo+2T		7.04	x -0.47	0	-1	-1	-2	0						6.57
7	CSSp4		3.00	0.17	0	1	0	0	1						3.17
8	StSq3		3.30	0.50	1	1	1	0	1						3.80
9	2A		3.63	x 0.00	1	0	0	0	0						3.63
10	3Lo		5.61	x 0.00	0	-1	0	0	0						5.61
11	2A		3.63	x 0.00	0	0	0	0	0						3.63
12	CCoSp4		3.50	0.00	0	1	0	0	0						3.50
			57.41												52.35
Program Components				Factor											
Skating Skills				2.00	5.50	5.50	4.75	4.25	5.00						5.08
Transitions				2.00	5.00	4.75	4.75	4.00	4.75						4.75
Performance				2.00	5.00	5.00	4.50	4.75	5.00						4.92
Composition				2.00	5.25	4.75	5.00	4.25	5.25						5.00
Interpretation of the Music				2.00	5.25	4.50	5.00	5.00	5.50						5.08
Judges Total Program Component Score (factored)															49.66

Deductions	Falls: -1.00	-1.00
-------------------	--------------	--------------

<< Downgraded jump x Credit for highlight distribution, base value multiplied by 1.1

Rank	Name	Nation	Starting Number	Total Segment Score	Total Element Score	Program Score (factored)	Total Component Score (factored)	Total Deductions
4	Maxence COLLET	FRA	6	99.47	43.63		57.84	2.00

#	Executed Elements	Info	Base Value	GOE	J1	J2	J3	J4	J5	J6	J7	J8	J9	Ref	Scores of Panel
1	3T+2T		5.60	0.70	1	1	1	1	1						6.30
2	3T		4.30	-0.70	-2	-1	0	-1	-1						3.60
3	3Lo		5.10	0.47	0	0	1	1	1						5.57
4	CCoSp3		3.00	0.67	-1	2	2	1	1						3.67
5	3Lz		6.00	-1.17	-2	-1	-1	-2	-2						4.83
6	2A<<	<<	1.21	x -0.60	-3	-3	-3	-3	-3						0.61
7	3Lo<+REP	<	2.77	x -2.10	-3	-3	-3	-3	-3						0.67
8	3S		4.84	x 0.00	0	0	0	0	0						4.84
9	FCCoSp2		2.50	0.17	0	1	1	0	0						2.67
10	StSq3		3.30	0.67	1	1	1	2	2						3.97
11	2A		3.63	x 0.17	1	0	0	1	0						3.80
12	CSSp3		2.60	0.50	1	2	1	1	0						3.10
			44.85												43.63
Program Components				Factor											
Skating Skills				2.00	6.25	6.75	6.25	5.00	5.50						6.00
Transitions				2.00	5.75	6.00	5.50	4.00	4.50						5.25
Performance				2.00	6.00	6.50	6.00	5.00	5.75						5.92
Composition				2.00	6.00	6.75	5.75	4.25	5.25						5.67
Interpretation of the Music				2.00	6.25	6.50	6.25	4.50	5.75						6.08
Judges Total Program Component Score (factored)															57.84

Deductions	Falls: -2.00	-2.00
-------------------	--------------	--------------

< Under-rotated jump << Downgraded jump x Credit for highlight distribution, base value multiplied by 1.1 REP Jump repetition

Golden Bear 2016

JUNIOR MEN FREE SKATING

JUDGES DETAILS PER SKATER

Rank	Name	Nation	Starting Number	Total Segment Score	Total Element Score	Total Program Score (factored)	Total Component Score (factored)	Total Deductions
5	Natran TZAGAI	SWE	3	83.82	43.48		40.34	0.00

#	Executed Elements	Info	Base Value	GOE	J1	J2	J3	J4	J5	J6	J7	J8	J9	Ref	Scores of Panel
1	3S		4.40	-1.40	-2	-2	-2	-3	-2						3.00
2	3T		4.30	-0.70	-1	-1	0	-1	-1						3.60
3	3Lo+2T		6.40	0.00	-2	1	0	0	0						6.40
4	3Lo		5.10	-1.40	-2	-2	-2	-2	-2						3.70
5	CSp3		2.30	0.17	1	1	0	0	0						2.47
6	3S+2T		5.70	-1.17	-1	-2	-1	-2	-2						4.53
7	2A+1Lo+2F		6.27	x 0.00	0	0	0	0	0						6.27
8	2Lz		2.31	x 0.00	0	0	0	0	0						2.31
9	2A		3.63	x -1.00	-2	-2	-2	-3	-2						2.63
10	CCoSp4		3.50	0.00	1	0	0	0	0						3.50
11	StSq2		2.60	0.17	1	2	0	-1	0						2.77
12	FCSSp2		2.30	0.00	0	0	-1	0	0						2.30
			48.81												43.48
Program Components				Factor											
Skating Skills				2.00	5.25	6.00	4.00	3.25	4.50						4.58
Transitions				2.00	5.00	4.50	2.50	2.75	3.75						3.67
Performance				2.00	5.25	4.75	3.00	3.25	4.00						4.00
Composition				2.00	5.50	5.00	2.50	3.00	3.75						3.92
Interpretation of the Music				2.00	5.50	5.25	3.00	3.00	3.75						4.00
Judges Total Program Component Score (factored)															40.34

Deductions	0.00
-------------------	-------------

x Credit for highlight distribution, base value multiplied by 1.1

Rank	Name	Nation	Starting Number	Total Segment Score	Total Element Score	Total Program Score (factored)	Total Component Score (factored)	Total Deductions
6	Johannes MAIERHOFER	AUT	2	75.47	38.29		40.18	3.00

#	Executed Elements	Info	Base Value	GOE	J1	J2	J3	J4	J5	J6	J7	J8	J9	Ref	Scores of Panel
1	3F		5.30	-1.87	-2	-3	-2	-3	-3						3.43
2	3T		4.30	-2.10	-3	-3	-3	-3	-3						2.20
3	3S		4.40	-0.70	-1	-1	-1	-2	-1						3.70
4	2A+1Lo<<+2S	<<	4.60	-1.33	-2	-3	-2	-3	-3						3.27
5	FCSp3		2.80	0.00	0	1	0	0	0						2.80
6	3T+2T		5.60	-0.23	0	0	0	-1	-1						5.37
7	2A		3.63	x 0.17	0	1	0	1	0						3.80
8	3Lo<<	<<	1.98	x -0.90	-3	-3	-3	-3	-3						1.08
9	CCoSp3		3.00	0.50	0	1	1	1	1						3.50
10	StSq3		3.30	0.00	1	0	0	0	0						3.30
11	2Lo+2T		3.41	x -0.90	-3	-3	-3	-3	-3						2.51
12	CSSp4		3.00	0.33	0	1	1	2	0						3.33
			45.32												38.29
Program Components				Factor											
Skating Skills				2.00	5.00	5.25	4.25	3.75	4.50						4.58
Transitions				2.00	4.75	4.50	3.75	3.00	3.00						3.75
Performance				2.00	5.00	4.50	3.75	3.25	3.50						3.92
Composition				2.00	4.50	4.25	4.00	3.50	3.25						3.92
Interpretation of the Music				2.00	4.75	4.25	4.25	3.00	3.25						3.92
Judges Total Program Component Score (factored)															40.18

Deductions	Falls: -3.00	-3.00
-------------------	--------------	--------------

<< Downgraded jump x Credit for highlight distribution, base value multiplied by 1.1

Golden Bear 2016

JUNIOR MEN FREE SKATING

JUDGES DETAILS PER SKATER

Rank	Name	Nation	Starting Number	Total Segment Score	Total Element Score	Total Program Score (factored)	Total Component Score (factored)	Total Deductions
7	Anton SKOFICZ	AUT	1	74.94	34.78		41.16	1.00

#	Executed Elements	Info	Base Value	GOE	J1	J2	J3	J4	J5	J6	J7	J8	J9	Ref	Scores of Panel
1	2A+1Lo+2S		5.10	0.00	0	1	0	0	0						5.10
2	2Lz		2.10	0.10	0	0	0	1	1						2.20
3	3S<	<	3.10	-2.10	-3	-3	-3	-3	-3						1.00
4	2A		3.30	0.00	0	0	0	0	0						3.30
5	CCoSp4		3.50	-0.10	-1	1	0	0	-1						3.40
6	2F	!	2.09	x -0.30	-1	-1	-1	-1	-1						1.79
7	CSSp4		3.00	0.00	0	1	0	0	0						3.00
8	StSq2		2.60	0.00	0	-1	0	0	0						2.60
9	2Lz+2Lo		4.29	x -0.60	-2	-2	-2	-2	-3						3.69
10	2Lo		1.98	x 0.00	0	0	0	0	0						1.98
11	2F+2T	!	3.52	x -0.30	-1	-1	-1	-1	-1						3.22
12	FCCoSp4		3.50	0.00	0	0	0	0	-1						3.50
			38.08												34.78
Program Components				Factor											
Skating Skills				2.00	4.50	5.25	3.75	4.25	4.50						4.42
Transitions				2.00	3.75	4.75	3.25	3.00	4.50						3.83
Performance				2.00	4.50	4.75	3.50	4.00	4.25						4.25
Composition				2.00	4.25	5.00	3.25	3.50	4.50						4.08
Interpretation of the Music				2.00	4.25	4.25	3.50	3.50	4.25						4.00
Judges Total Program Component Score (factored)															41.16

Deductions	Falls: -1.00	-1.00
-------------------	--------------	--------------

< Under-rotated jump x Credit for highlight distribution, base value multiplied by 1.1 ! Not clear edge

Rank	Name	Nation	Starting Number	Total Segment Score	Total Element Score	Total Program Score (factored)	Total Component Score (factored)	Total Deductions
8	Yann FRECHON	FRA	4	67.64	32.30		38.34	3.00

#	Executed Elements	Info	Base Value	GOE	J1	J2	J3	J4	J5	J6	J7	J8	J9	Ref	Scores of Panel
1	3S		4.40	-2.10	-3	-3	-3	-3	-3						2.30
2	1F		0.50	-0.10	-1	-1	-1	-1	0						0.40
3	3Lo		5.10	-2.10	-3	-3	-3	-3	-3						3.00
4	CCoSp2V		2.00	0.00	0	0	0	0	0						2.00
5	3Lo+REP		3.57	-1.63	-2	-2	-2	-3	-3						1.94
6	3S+2T		6.27	x 0.00	0	0	0	0	0						6.27
7	2A		3.63	x -1.50	-3	-3	-3	-3	-3						2.13
8	3T		4.73	x -0.70	0	-1	-1	-1	-1						4.03
9	CSSp2		2.30	0.00	1	0	0	0	0						2.30
10	StSq2		2.60	-0.50	-1	-1	-1	-2	-1						2.10
11	2A		3.63	x -0.50	-1	-1	-1	-2	-1						3.13
12	FCSp3		2.80	-0.10	1	0	0	-1	-1						2.70
			41.53												32.30
Program Components				Factor											
Skating Skills				2.00	4.75	4.50	4.00	3.50	4.00						4.17
Transitions				2.00	4.00	4.00	4.00	2.25	2.75						3.58
Performance				2.00	4.25	4.25	3.75	3.00	3.50						3.83
Composition				2.00	4.50	4.50	4.00	3.25	3.00						3.92
Interpretation of the Music				2.00	4.50	3.75	4.25	2.75	3.00						3.67
Judges Total Program Component Score (factored)															38.34

Deductions	Falls: -3.00	-3.00
-------------------	--------------	--------------

x Credit for highlight distribution, base value multiplied by 1.1 REP Jump repetition

Golden Bear 2016

JUNIOR LADIES

Velesajam	28 lis 2016 30 lis 2016	Short Program Free Skating
------------------	----------------------------	-------------------------------

Size of Skating Area	:	30m*60m
Ice Conditions	:	very good
Number of Entries	:	48
Number of Participants	:	48

Entry Withdrawn	:	
-----------------	---	--

Short Program			
Duration	:	2:40	+ - 10 Sec.
Segment Factor	:	1,00	
Program Component Factors			
		Skating Skills	0.80
		Transitions	0.80
		Performance	0.80
		Composition	0.80
		Interpretation of the Music	0.80

Free Skating			
Duration	:	3:30	+ - 10 Sec.
Segment Factor	:	1,00	
Program Components Factors			
		Skating Skills	1.60
		Transitions	1.60
		Performance	1.60
		Composition	1.60
		Interpretation of the Music	1.60

Golden Bear 2016

PANEL OF JUDGES

JUNIOR LADIES - SHORT PROGRAM

Officials

Technical Controller	Mr. Teri SEDEJ	SLO
Technical Specialist	Ms. Sandra PAVICIC	CRO
Assistant Technical Specialist	Ms. Eva SONNELAITNER	AUT

Judges

Referee	Ms. Lovorka KODRIN	CRO
Judges	Mr. Thomas BIEGLER	AUT
	Ms. Mirna GRUBISIC	CRO
	Ms. Zanna KULIK	EST
	Mr. Attila SOOS	HUN
	Ms. Alenka ZIDAR	SLO

Data/Replay Operator

	Mr. Tomislav BISCAN	CRO
	Ms. Nataša BAHAT	CRO

Golden Bear 2016

RESULTS

JUNIOR LADIES FINAL RESULT

Pl. Name	Nation	Total Score	SP	FS
1 Starr ANDREWS	USA	172,02	1	1
2 Lisa LAGER	SWE	135,33	5	2
3 Ashley KIM	USA	134,77	2	3
4 Lea DASTICH	GER	131,35	3	5
5 Guia TAGLIAPIETRA	ITA	126,77	9	4
6 Tina HELLEKEN	GER	122,63	10	7
7 Chenny PAOLUCCI	ITA	122,58	12	6
8 Ekin SAYGI	TUR	116,41	4	11
9 Daria JAKAB	HUN	114,48	16	9
10 Emma KIVIOJA	SWE	113,77	18	8
11 Nadjma MAHAMOUD	FRA	112,66	8	14
12 Sophia SCHALLER	AUT	112,35	13	10
13 Cleo HAMON	FRA	107,92	11	15
14 Sara BOSCHIROLI	ITA	107,19	6	22
15 Hana CVIJANOVIC	CRO	104,88	20	12
16 Ginevra BARRA BAJETO	ITA	103,78	15	19
17 Matilde BATTAGIN	ITA	103,13	7	28
18 Dora HUS	GER	103,09	17	16
19 Caya SCHEEPENS	NED	101,45	26	13
20 Katarina KITAROVIC	CRO	101,07	14	21
21 Greta LUPATELLI	ITA	99,92	22	18
22 Stefanie FRANCESCHINI	ITA	99,91	19	20
23 Nina POLŠAK	SLO	96,67	21	25
24 Violette IVANOFF	AUT	95,47	25	23
25 Michela SACCHET	ITA	95,14	32	17
26 Tullia Maria TREVISAN	ITA	92,65	29	26
27 Paula MIKOLAJCZYK	GER	92,26	28	27
28 Maruša UDRIH	SLO	90,54	23	30
29 Kaja GRIL	SLO	90,31	27	29
30 Mira BARATH	HUN	89,81	33	24
31 Lara GUCEK	SLO	86,55	30	31
32 Yuka KOYAMA	AUT	86,51	24	33
33 Joelle NASHEIM	AUT	83,62	34	32
34 Zona APOSTOLOVIC	SRB	78,19	31	37
35 Anna TROGER	AUT	77,95	36	34
36 Britt VAN DE MEULEN	NED	77,72	35	36
37 Pia OMOVŠEK	SLO	75,90	37	35
38 Mihaela STIMAC ROJTINIC	CRO	70,70	40	38
39 Patricia SKOPANCIC	CRO	70,41	38	40
40 Celine VAN DE HEUVEL	NED	70,33	39	39
41 Claudia KRIZMANIC	CRO	52,59	41	41
42 Marta PILI	CRO	40,56	42	42
43 Timea MRSIC	CRO	32,03	43	44
44 Klara KRMPOTIC	CRO	31,62	44	43
Withdrawn				
Eva-Lotta KIIBUS	EST			
Kata GYARMATI	HUN			
Dilara AKKURT	TUR			
Emine Azra TERLEMEZ	TUR			

Golden Bear 2016

Ms. Lovorka KODRIN CRO

Referee 

Printed: 30.10.2016 13:59:18

Mr. Teri SEDEJ SLO

Technical Controller



Golden Bear 2016

RESULTS

JUNIOR LADIES SHORT PROGRAM

Pl.	Name	Nation	Total Segment Score
1	Starr ANDREWS	USA	63.27
2	Ashley KIM	USA	50.39
3	Lea DASTICH	GER	49.32
4	Ekin SAYGI	TUR	47.66
5	Lisa LAGER	SWE	47.28
6	Sara BOSCHIROLI	ITA	46.08
7	Matilde BATTAGIN	ITA	45.90
8	Nadjma MAHAMOUD	FRA	45.88
9	Guia TAGLIAPIETRA	ITA	42.64
10	Tina HELLEKEN	GER	41.81
11	Cleo HAMON	FRA	41.67
12	Chenny PAOLUCCI	ITA	41.31
13	Sophia SCHALLER	AUT	40.19
14	Katarina KITAROVIC	CRO	39.89
15	Ginevra BARRA BAJETO	ITA	39.76
16	Daria JAKAB	HUN	39.57
17	Dora HUS	GER	38.16
18	Emma KIVIOJA	SWE	36.95
19	Stefanie FRANCESCHINI	ITA	36.73
20	Hana CVIJANOVIC	CRO	36.45
21	Nina POLŠAK	SLO	36.40
22	Greta LUPATELLI	ITA	35.87
23	Maruša UDRIH	SLO	34.86
24	Yuka KOYAMA	AUT	34.73
25	Violette IVANOFF	AUT	34.46
26	Caya SCHEEPENS	NED	34.22
27	Kaja GRIL	SLO	33.11
28	Paula MIKOLAJCZYK	GER	32.85
29	Tullia Maria TREVISAN	ITA	32.71
30	Lara GUCEK	SLO	31.47
31	Zona APOSTOLOVIC	SRB	30.72
32	Michela SACCHET	ITA	30.33
33	Mira BARATH	HUN	29.10
34	Joelle NASHEIM	AUT	28.81
35	Britt VAN DE MEULEN	NED	28.68
36	Anna TROGER	AUT	27.10
37	Pia OMOVŠEK	SLO	26.11
38	Patricia SKOPANCIC	CRO	26.09
39	Celine VAN DE HEUVEL	NED	25.14
40	Mihaela STIMAC ROJTINIC	CRO	24.37
41	Claudia KRIZMANIC	CRO	23.47
42	Marta PILI	CRO	14.90
43	Timea MRSIC	CRO	12.26
44	Klara KRMPOTIC	CRO	9.53

JUNIOR LADIES

RESULT DETAILS FREE SKATING

Pl.	Name	Nation	Total Segment Score =	Total Element Score +	Tot. Prog. Comp. Score * +	SS	TR	PE	CO	IN	Deduct. -
1	Starr ANDREWS	USA	108.75	54.61	54.14	6.92	6.50	6.67	6.92	6.83	0.00
2	Lisa LAGER	SWE	88.05	42.18	45.87	5.67	5.42	6.00	5.83	5.75	0.00
3	Ashley KIM	USA	84.38	37.11	48.27	6.33	5.67	5.75	6.17	6.25	1.00
4	Guia TAGLIAPIETRA	ITA	84.13	37.19	46.94	5.75	5.50	5.92	6.00	6.17	0.00
5	Lea DASTICH	GER	82.03	41.24	42.79	5.75	5.00	5.33	5.33	5.33	2.00
6	Chenny PAOLUCCI	ITA	81.27	39.80	41.47	5.25	4.83	5.42	5.17	5.25	0.00
7	Tina HELLEKEN	GER	80.82	37.36	43.46	5.50	5.17	5.33	5.58	5.58	0.00
8	Emma KIVIOJA	SWE	76.82	36.22	41.60	5.17	4.92	5.33	5.33	5.25	1.00
9	Daria JAKAB	HUN	74.91	36.38	38.53	4.92	4.50	5.00	4.83	4.83	0.00
10	Sophia SCHALLER	AUT	72.16	35.15	38.01	4.75	4.42	4.75	4.92	4.92	1.00
11	Ekin SAYGI	TUR	68.75	30.29	39.46	5.08	4.33	4.83	5.17	5.25	1.00
12	Hana CVIJANOVIC	CRO	68.43	33.62	34.81	4.42	4.25	4.42	4.42	4.25	0.00
13	Caya SCHEEPENS	NED	67.23	31.77	35.46	4.50	4.08	4.50	4.58	4.50	0.00
14	Nadjma MAHAMOUD	FRA	66.78	28.72	41.06	5.58	4.75	5.08	5.25	5.00	3.00
15	Cleo HAMON	FRA	66.25	30.52	37.73	4.92	4.50	4.58	4.75	4.83	2.00
16	Dora HUS	GER	64.93	27.86	39.07	5.17	4.50	4.75	5.08	4.92	2.00
17	Michela SACCHET	ITA	64.81	31.20	33.61	4.42	3.92	4.17	4.33	4.17	0.00
18	Greta LUPATELLI	ITA	64.05	28.91	36.14	4.58	4.42	4.50	4.67	4.42	1.00
19	Ginevra BARRA BAJETO	ITA	64.02	27.95	37.07	4.58	4.25	4.67	4.75	4.92	1.00
20	Stefanie FRANCESCHINI	ITA	63.18	28.38	36.80	4.67	4.25	4.42	4.83	4.83	2.00
21	Katarina KITAROVIC	CRO	61.18	28.04	34.14	4.42	4.08	4.00	4.42	4.42	1.00
22	Sara BOSCHIROLI	ITA	61.11	22.91	39.20	5.17	4.83	4.50	5.00	5.00	1.00
23	Violette IVANOFF	AUT	61.01	27.54	33.47	4.33	4.08	3.92	4.42	4.17	0.00
24	Mira BARATH	HUN	60.71	27.51	33.20	4.33	3.92	4.17	4.25	4.08	0.00
25	Nina POLŠAK	SLO	60.27	27.67	33.60	4.17	4.00	4.17	4.33	4.33	1.00
26	Tullia Maria TREVISAN	ITA	59.94	26.40	34.54	4.42	4.17	4.33	4.50	4.17	1.00
27	Paula MIKOLAJCZYK	GER	59.41	25.68	35.73	4.75	4.17	4.58	4.58	4.25	2.00
28	Matilde BATTAGIN	ITA	57.23	20.96	38.27	4.92	4.58	4.42	5.08	4.92	2.00
29	Kaja GRIL	SLO	57.20	26.86	31.34	4.00	3.67	3.92	4.08	3.92	1.00
30	Maruša UDRIH	SLO	55.68	24.48	33.20	4.42	4.00	4.00	4.25	4.08	2.00

JUNIOR LADIES

RESULT DETAILS FREE SKATING

Pl.	Name	Nation	Total Segment Score =	Total Element Score +	Tot. Prog. Comp. Score * +	SS	TR	PE	CO	IN	Deduct. -
31	Lara GUCEK	SLO	55.08	23.48	31.60	3.92	3.58	4.00	4.08	4.17	0.00
32	Joelle NASHEIM	AUT	54.81	25.81	30.00	3.92	3.58	3.83	3.75	3.67	1.00
33	Yuka KOYAMA	AUT	51.78	22.25	30.53	4.00	3.67	3.58	4.00	3.83	1.00
34	Anna TROGER	AUT	50.85	21.52	31.33	4.08	3.58	3.75	4.00	4.17	2.00
35	Pia OMOVŠEK	SLO	49.79	23.65	26.14	3.58	2.92	3.17	3.50	3.17	0.00
36	Britt VAN DE MEULEN	NED	49.04	23.58	25.46	3.58	3.08	3.00	3.33	2.92	0.00
37	Zona APOSTOLOVIC	SRB	47.47	18.54	28.93	3.58	3.42	3.58	3.75	3.75	0.00
38	Mihaela STIMAC ROJTINIC	CRO	46.33	24.40	22.93	3.08	2.42	2.83	3.08	2.92	1.00
39	Celine VAN DE HEUVEL	NED	45.19	21.32	25.87	3.42	3.00	3.25	3.33	3.17	2.00
40	Patricia SKOPANCIC	CRO	44.32	20.64	24.68	3.42	2.92	2.92	3.25	2.92	1.00
41	Claudia KRIZMANIC	CRO	29.12	11.73	18.39	2.83	1.83	2.08	2.58	2.17	1.00
42	Marta PILI	CRO	25.66	11.06	15.60	2.08	1.67	1.75	2.25	2.00	1.00
43	Klara KRMPOTIC	CRO	22.09	8.16	14.93	2.25	1.58	1.67	2.00	1.83	1.00
44	Timea MRSIC	CRO	19.77	9.77	14.00	2.17	1.33	1.50	2.08	1.67	4.00

SS = Skating Skills

* = factored score

Printed: 2.11.2016 18:49:46

TR = Transitions

PE = Performance

CO = Composition

IN = Interpretation of the Music

Golden Bear 2016

JUNIOR LADIES SHORT PROGRAM

JUDGES DETAILS PER SKATER

Rank	Name	Nation	Starting Number	Total Segment Score	Total Element Score	Total Program Component Score (factored)	Total Deductions
1	Starr ANDREWS	USA	34	63.27	37.27	26.00	0.00

#	Executed Elements	Info	Base Value	GOE	J1	J2	J3	J4	J5	J6	J7	J8	J9	Ref	Scores of Panel
1	3T+3T		8.60	1.40	2	2	3	2	2						10.00
2	FCSp4		3.20	1.00	2	2	2	2	2						4.20
3	CCoSp4		3.50	0.83	1	2	2	2	1						4.33
4	3Lo	x	5.61	0.00	2	1	-1	-1	0						5.61
5	StSq3		3.30	1.00	2	2	2	1	2						4.30
6	2A	x	3.63	1.00	2	2	2	2	1						4.63
7	LSp4		2.70	1.50	3	3	3	3	2						4.20
			30.54												37.27
	Program Components			Factor											
	Skating Skills			0.80	7.50	8.00	6.50	6.00	5.50						6.67
	Transitions			0.80	7.25	6.75	6.00	5.50	5.25						6.08
	Performance			0.80	7.75	7.25	7.00	6.00	6.00						6.75
	Composition			0.80	7.75	7.50	6.50	5.75	5.75						6.58
	Interpretation of the Music			0.80	7.75	6.75	6.75	5.75	5.75						6.42
	Judges Total Program Component Score (factored)														26.00

Deductions	0.00
-------------------	-------------

x Credit for highlight distribution, base value multiplied by 1.1

Rank	Name	Nation	Starting Number	Total Segment Score	Total Element Score	Total Program Component Score (factored)	Total Deductions
2	Ashley KIM	USA	40	50.39	26.41	23.98	0.00

#	Executed Elements	Info	Base Value	GOE	J1	J2	J3	J4	J5	J6	J7	J8	J9	Ref	Scores of Panel
1	3T+3T		8.60	0.93	2	1	2	1	1						9.53
2	FCSp4		3.20	1.00	2	2	2	2	1						4.20
3	CCoSp4		3.50	0.50	1	1	0	2	1						4.00
4	3Lo<<	<<	1.98	-0.80	-3	-3	-3	-2	-2						1.18
5	A*	*	0.00	0.00	-	-	-	-	-						0.00
6	StSq3		3.30	0.50	1	1	1	1	1						3.80
7	LSp4		2.70	1.00	2	2	3	2	2						3.70
			23.28												26.41
	Program Components			Factor											
	Skating Skills			0.80	6.50	6.75	6.00	5.75	5.25						6.08
	Transitions			0.80	6.25	6.75	5.75	5.50	5.00						5.83
	Performance			0.80	6.50	7.00	5.25	5.50	5.25						5.75
	Composition			0.80	6.75	7.25	6.25	5.75	5.50						6.25
	Interpretation of the Music			0.80	6.75	7.00	6.00	5.50	5.50						6.08
	Judges Total Program Component Score (factored)														23.98

Deductions	0.00
-------------------	-------------

<< Downgraded jump * Invalid element x Credit for highlight distribution, base value multiplied by 1.1

Golden Bear 2016

JUNIOR LADIES SHORT PROGRAM

JUDGES DETAILS PER SKATER

Rank	Name	Nation	Starting Number	Total Segment Score	Total Element Score	Program Component Score (factored)	Total Deductions
3	Lea DASTICH	GER	22	49.32	27.20	22.12	0.00

#	Executed Elements	Info	Base Value	GOE	J1	J2	J3	J4	J5	J6	J7	J8	J9	Ref	Scores of Panel
1	3Fe+3T<	e	6.70	-2.10	-3	-3	-2	-3	-3						4.60
2	3Lo		5.10	0.70	2	1	1	1	1						5.80
3	FCSp3		2.80	0.00	0	-1	0	0	0						2.80
4	CCoSp4		3.50	0.00	0	0	0	0	0						3.50
5	2A	x	3.63	0.50	1	1	1	1	1						4.13
6	LSp3		2.40	0.17	0	0	0	1	1						2.57
7	StSq3		3.30	0.50	0	1	1	1	1						3.80
			27.43												27.20
Program Components			Factor												
Skating Skills			0.80			5.75	5.50	6.00	5.50	5.25					5.58
Transitions			0.80			5.75	5.25	5.50	5.25	4.75					5.33
Performance			0.80			5.75	5.75	5.75	5.75	5.25					5.75
Composition			0.80			5.75	5.50	5.50	5.50	4.75					5.50
Interpretation of the Music			0.80			5.75	5.50	5.50	5.50	5.00					5.50
Judges Total Program Component Score (factored)															22.12

Deductions	0.00
-------------------	-------------

< Under-rotated jump x Credit for highlight distribution, base value multiplied by 1.1 e Wrong edge

Rank	Name	Nation	Starting Number	Total Segment Score	Total Element Score	Program Component Score (factored)	Total Deductions
4	Ekin SAYGI	TUR	23	47.66	27.14	20.52	0.00

#	Executed Elements	Info	Base Value	GOE	J1	J2	J3	J4	J5	J6	J7	J8	J9	Ref	Scores of Panel
1	3Lo		5.10	0.23	1	1	-1	0	0						5.33
2	3S<+2T	<	4.40	-0.70	-2	-1	-1	-1	-1						3.70
3	FCSp3		2.80	0.17	1	0	1	0	0						2.97
4	2A	x	3.63	0.17	0	1	0	0	1						3.80
5	LSp4		2.70	0.67	2	1	1	2	1						3.37
6	StSq3		3.30	0.67	1	2	1	1	2						3.97
7	CCoSp4		3.50	0.50	0	1	1	1	1						4.00
			25.43												27.14
Program Components			Factor												
Skating Skills			0.80			4.50	5.50	5.25	4.75	5.00					5.00
Transitions			0.80			4.50	5.50	4.75	4.75	4.75					4.75
Performance			0.80			4.75	5.75	5.50	5.00	5.50					5.33
Composition			0.80			5.00	6.00	5.25	5.25	5.25					5.25
Interpretation of the Music			0.80			5.00	5.75	5.50	5.00	5.50					5.33
Judges Total Program Component Score (factored)															20.52

Deductions	0.00
-------------------	-------------

< Under-rotated jump x Credit for highlight distribution, base value multiplied by 1.1

Golden Bear 2016

JUNIOR LADIES SHORT PROGRAM

JUDGES DETAILS PER SKATER

Rank	Name	Nation	Starting Number	Total Segment Score	Total Element Score	Program Score (factored)	Total Component Score (factored)	Total Deductions
5	Lisa LAGER	SWE	42	47.28	27.00		20.28	0.00

#	Executed Elements	Info	Base Value	GOE	J1	J2	J3	J4	J5	J6	J7	J8	J9	Ref	Scores of Panel
1	2Lz+3T	!	6.40	0.00	-1	0	1	0	0						6.40
2	3Lo		5.10	-0.93	0	-1	-1	-2	-2						4.17
3	2A		3.30	0.50	0	1	1	1	1						3.80
4	SSp4		2.50	0.83	1	1	2	2	2						3.33
5	FCSp2		2.30	0.00	0	0	1	0	0						2.30
6	StSq3		3.30	0.50	0	1	1	1	1						3.80
7	CCoSp4		3.50	-0.30	-1	-2	-1	-1	-1						3.20
			26.40												27.00
	Program Components			Factor											
	Skating Skills			0.80	4.75	6.00	5.00	5.00	4.75						4.92
	Transitions			0.80	4.75	5.75	4.75	5.00	4.50						4.83
	Performance			0.80	5.00	5.50	5.00	5.50	5.00						5.17
	Composition			0.80	5.25	5.50	5.25	5.00	5.00						5.17
	Interpretation of the Music			0.80	5.25	5.75	5.25	5.25	5.00						5.25
	Judges Total Program Component Score (factored)														20.28

Deductions	0.00
-------------------	-------------

! Not clear edge

Rank	Name	Nation	Starting Number	Total Segment Score	Total Element Score	Program Score (factored)	Total Component Score (factored)	Total Deductions
6	Sara BOSCHIROLI	ITA	37	46.08	25.48		20.60	0.00

#	Executed Elements	Info	Base Value	GOE	J1	J2	J3	J4	J5	J6	J7	J8	J9	Ref	Scores of Panel
1	3S+2T		5.70	0.70	1	1	1	1	1						6.40
2	2A		3.30	0.00	0	0	0	0	0						3.30
3	CCoSp4		3.50	0.50	0	1	1	1	1						4.00
4	FCSp3		2.80	0.50	1	1	1	1	1						3.30
5	StSq3		3.30	0.33	0	1	1	0	1						3.63
6	2Lo	x	1.98	0.00	0	0	-2	0	0						1.98
7	LSp4		2.70	0.17	0	1	0	1	0						2.87
			23.28												25.48
	Program Components			Factor											
	Skating Skills			0.80	4.75	5.50	5.25	5.00	5.00						5.08
	Transitions			0.80	4.75	5.25	4.75	5.25	4.75						4.92
	Performance			0.80	5.00	5.75	5.25	5.25	5.25						5.25
	Composition			0.80	5.00	5.75	5.00	5.50	5.00						5.17
	Interpretation of the Music			0.80	5.25	5.50	5.50	5.00	5.25						5.33
	Judges Total Program Component Score (factored)														20.60

Deductions	0.00
-------------------	-------------

x Credit for highlight distribution, base value multiplied by 1.1

Golden Bear 2016

JUNIOR LADIES SHORT PROGRAM

JUDGES DETAILS PER SKATER

Rank	Name	Nation	Starting Number	Total Segment Score	Total Element Score	Program Score (factored)	Total Component Score (factored)	Total Deductions
7	Matilde BATTAGIN	ITA	15	45.90	25.10		20.80	0.00

#	Executed Elements	Info	Base Value	GOE	J1	J2	J3	J4	J5	J6	J7	J8	J9	Ref	Scores of Panel
1	3Lo<	<	3.60	-0.70	-1	-1	-1	-1	-1						2.90
2	3S+2T		5.70	0.70	1	1	1	0	1						6.40
3	2A		3.30	0.00	1	0	0	0	-1						3.30
4	LSp4		2.70	0.50	1	1	1	1	0						3.20
5	FCSp3		2.80	-0.10	0	0	-1	1	-1						2.70
6	StSq2		2.60	0.00	0	1	-1	0	0						2.60
7	CCoSp4		3.50	0.50	1	1	0	1	1						4.00
			24.20												25.10
	Program Components			Factor											
	Skating Skills			0.80	5.25	6.00	5.00	5.00	5.00						5.08
	Transitions			0.80	5.25	5.75	4.50	5.00	4.50						4.92
	Performance			0.80	5.50	6.00	4.75	5.50	5.25						5.42
	Composition			0.80	5.50	6.25	5.25	5.25	4.75						5.33
	Interpretation of the Music			0.80	5.50	5.50	5.00	5.25	5.00						5.25
	Judges Total Program Component Score (factored)														20.80

Deductions	0.00
-------------------	-------------

< Under-rotated jump

Rank	Name	Nation	Starting Number	Total Segment Score	Total Element Score	Program Score (factored)	Total Component Score (factored)	Total Deductions
8	Nadjma MAHAMOUD	FRA	46	45.88	24.10		21.78	0.00

#	Executed Elements	Info	Base Value	GOE	J1	J2	J3	J4	J5	J6	J7	J8	J9	Ref	Scores of Panel
1	2Lo		1.80	0.00	1	0	0	0	-1						1.80
2	3T+2T		5.60	0.47	0	1	1	-1	1						6.07
3	FCSp3		2.80	0.50	0	1	1	1	1						3.30
4	CCoSp4		3.50	0.33	0	1	1	1	0						3.83
5	2A	x	3.63	0.17	1	0	1	0	0						3.80
6	LSp1		1.50	0.00	0	1	0	-1	0						1.50
7	StSq3		3.30	0.50	0	1	1	1	1						3.80
			22.13												24.10
	Program Components			Factor											
	Skating Skills			0.80	6.25	5.75	6.00	5.00	4.75						5.58
	Transitions			0.80	5.50	5.25	5.00	5.25	4.50						5.17
	Performance			0.80	6.00	5.25	5.75	5.00	5.00						5.33
	Composition			0.80	6.25	5.50	6.00	5.25	5.00						5.58
	Interpretation of the Music			0.80	6.25	5.50	6.25	5.00	5.00						5.58
	Judges Total Program Component Score (factored)														21.78

Deductions	0.00
-------------------	-------------

x Credit for highlight distribution, base value multiplied by 1.1

Golden Bear 2016

JUNIOR LADIES SHORT PROGRAM

JUDGES DETAILS PER SKATER

Rank	Name	Nation	Starting Number	Total Segment Score	Total Element Score	Total Program Component Score (factored)	Total Deductions
9	Guia TAGLIAPIETRA	ITA	11	42.64	22.50	20.14	0.00

#	Executed Elements	Info	Base Value	GOE	J1	J2	J3	J4	J5	J6	J7	J8	J9	Ref	Scores of Panel
1	3T+2T		5.60	-0.47	-1	0	0	-1	-1						5.13
2	2A<<	<<	1.10	-0.60	-3	-3	-3	-3	-3						0.50
3	CCoSp4		3.50	0.83	1	2	2	2	1						4.33
4	StSq3		3.30	1.00	0	2	2	2	2						4.30
5	2Lo	x	1.98	0.00	0	0	0	0	0						1.98
6	FCSp4		3.20	0.33	0	1	1	1	0						3.53
7	LSp3		2.40	0.33	0	0	1	2	1						2.73
			21.08												22.50
	Program Components			Factor											
	Skating Skills			0.80	5.00	5.50	5.25	5.00	4.75						5.08
	Transitions			0.80	4.50	5.50	4.50	4.75	4.75						4.67
	Performance			0.80	4.50	6.00	5.00	4.75	5.25						5.00
	Composition			0.80	4.75	5.75	5.25	5.25	5.00						5.17
	Interpretation of the Music			0.80	4.75	5.50	5.25	5.25	5.25						5.25
	Judges Total Program Component Score (factored)														20.14

Deductions	0.00
-------------------	-------------

<< Downgraded jump x Credit for highlight distribution, base value multiplied by 1.1

Rank	Name	Nation	Starting Number	Total Segment Score	Total Element Score	Total Program Component Score (factored)	Total Deductions
10	Tina HELLEKEN	GER	13	41.81	23.13	19.68	1.00

#	Executed Elements	Info	Base Value	GOE	J1	J2	J3	J4	J5	J6	J7	J8	J9	Ref	Scores of Panel
1	3Lz+COMBO		6.00	-2.10	-3	-3	-3	-3	-3						3.90
2	3Lo		5.10	-1.87	-3	-2	-3	-3	-2						3.23
3	LSp4		2.70	0.50	1	1	1	1	1						3.20
4	FCSp4		3.20	0.00	0	0	0	0	0						3.20
5	2A	x	3.63	-1.00	-2	-2	-2	-2	-2						2.63
6	StSq3		3.30	0.17	0	0	1	0	1						3.47
7	CCoSp4		3.50	0.00	0	0	0	1	0						3.50
			27.43												23.13
	Program Components			Factor											
	Skating Skills			0.80	5.25	5.75	5.00	5.00	5.25						5.17
	Transitions			0.80	4.50	5.25	4.50	4.50	5.00						4.67
	Performance			0.80	4.50	4.75	4.25	4.75	5.50						4.67
	Composition			0.80	5.00	5.75	4.75	4.75	5.25						5.00
	Interpretation of the Music			0.80	5.25	5.50	4.50	4.50	5.50						5.08
	Judges Total Program Component Score (factored)														19.68

Deductions	Falls: -1.00	-1.00
-------------------	--------------	--------------

x Credit for highlight distribution, base value multiplied by 1.1

Golden Bear 2016

JUNIOR LADIES SHORT PROGRAM

JUDGES DETAILS PER SKATER

Rank	Name	Nation	Starting Number	Total Segment Score	Total Element Score	Total Program Component Score (factored)	Total Deductions
11	Cleo HAMON	FRA	4	41.67	22.87	18.80	0.00

#	Executed Elements	Info	Base Value	GOE	J1	J2	J3	J4	J5	J6	J7	J8	J9	Ref	Scores of Panel
1	3T+2T		5.60	0.00	0	0	0	0	0						5.60
2	2Lo		1.80	-0.10	1	0	-1	-1	0						1.70
3	LSp4		2.70	0.17	0	1	1	0	0						2.87
4	2A	x	3.63	0.17	0	0	1	1	0						3.80
5	FCSp3		2.80	0.00	-1	0	0	0	0						2.80
6	StSq2		2.60	0.50	0	1	1	1	1						3.10
7	CCoSp3		3.00	0.00	0	0	0	1	0						3.00
			22.13												22.87
	Program Components			Factor											
	Skating Skills			0.80	4.25	5.50	4.75	4.75	4.50						4.67
	Transitions			0.80	4.25	5.00	5.00	4.50	4.25						4.58
	Performance			0.80	4.50	4.75	5.00	4.75	4.75						4.75
	Composition			0.80	4.50	5.00	5.25	5.00	4.50						4.83
	Interpretation of the Music			0.80	4.50	4.75	5.00	4.75	4.50						4.67
	Judges Total Program Component Score (factored)														18.80

Deductions															0.00
-------------------	--	--	--	--	--	--	--	--	--	--	--	--	--	--	-------------

x Credit for highlight distribution, base value multiplied by 1.1

Rank	Name	Nation	Starting Number	Total Segment Score	Total Element Score	Total Program Component Score (factored)	Total Deductions
12	Chenny PAOLUCCI	ITA	10	41.31	23.23	19.08	1.00

#	Executed Elements	Info	Base Value	GOE	J1	J2	J3	J4	J5	J6	J7	J8	J9	Ref	Scores of Panel
1	3S+2T		5.70	0.00	0	0	0	0	0						5.70
2	3Lo<<	<<	1.80	-0.90	-3	-3	-3	-3	-3						0.90
3	2A		3.30	0.17	1	1	0	0	0						3.47
4	LSp2		1.90	0.50	1	1	1	1	1						2.40
5	StSq3		3.30	0.33	0	0	2	1	1						3.63
6	FCSp3		2.80	0.33	0	0	1	1	1						3.13
7	CCoSp4		3.50	0.50	0	1	1	1	1						4.00
			22.30												23.23
	Program Components			Factor											
	Skating Skills			0.80	4.75	5.50	4.50	4.75	4.75						4.75
	Transitions			0.80	4.25	5.25	4.25	4.75	4.25						4.42
	Performance			0.80	4.75	5.00	4.75	5.00	4.75						4.83
	Composition			0.80	4.50	5.50	5.00	5.25	4.50						4.92
	Interpretation of the Music			0.80	4.75	5.25	5.00	4.75	5.00						4.92
	Judges Total Program Component Score (factored)														19.08

Deductions	Falls: -1.00														-1.00
-------------------	--------------	--	--	--	--	--	--	--	--	--	--	--	--	--	--------------

<< Downgraded jump

Golden Bear 2016

JUNIOR LADIES SHORT PROGRAM

JUDGES DETAILS PER SKATER

Rank	Name	Nation	Starting Number	Total Segment Score	Total Element Score	Program Component Score (factored)	Total Deductions
13	Sophia SCHALLER	AUT	28	40.19	20.73	19.46	0.00

#	Executed Elements	Info	Base Value	GOE	J1	J2	J3	J4	J5	J6	J7	J8	J9	Ref	Scores of Panel
1	3T<+2T	<	4.30	-0.70	-1	-1	-1	-1	-1						3.60
2	2Lo		1.80	0.30	2	1	1	0	1						2.10
3	FCSp1		1.90	-0.70	-3	-2	-2	-2	-3						1.20
4	2A	x	3.63	0.50	1	1	2	1	0						4.13
5	StSq3		3.30	0.00	0	0	1	-1	0						3.30
6	LSp3		2.40	0.17	0	0	0	1	1						2.57
7	CCoSp4		3.50	0.33	0	1	1	1	0						3.83
			20.83												20.73
Program Components			Factor												
	Skating Skills			0.80	4.75	5.50	5.25	4.75	4.50						4.92
	Transitions			0.80	4.50	5.25	5.00	4.25	4.25						4.58
	Performance			0.80	4.75	5.00	5.00	4.50	4.75						4.83
	Composition			0.80	5.00	5.50	5.50	4.75	4.50						5.08
	Interpretation of the Music			0.80	5.00	5.00	5.25	4.75	4.75						4.92
Judges Total Program Component Score (factored)															19.46

Deductions	0.00
-------------------	-------------

< Under-rotated jump x Credit for highlight distribution, base value multiplied by 1.1

Rank	Name	Nation	Starting Number	Total Segment Score	Total Element Score	Program Component Score (factored)	Total Deductions
14	Katarina KITAROVIC	CRO	9	39.89	22.35	17.54	0.00

#	Executed Elements	Info	Base Value	GOE	J1	J2	J3	J4	J5	J6	J7	J8	J9	Ref	Scores of Panel
1	2A		3.30	0.00	0	0	0	1	0						3.30
2	2Lz+2T		3.40	-0.10	0	0	0	-1	-1						3.30
3	FCSp3		2.80	0.50	1	1	1	1	1						3.30
4	2Lo	x	1.98	0.00	0	0	0	0	0						1.98
5	CCoSp4		3.50	0.17	0	1	1	0	0						3.67
6	StSq3		3.30	0.50	1	1	1	0	1						3.80
7	SSp4		2.50	0.50	0	1	1	1	1						3.00
			20.78												22.35
Program Components			Factor												
	Skating Skills			0.80	3.75	5.25	4.00	4.25	4.50						4.25
	Transitions			0.80	3.75	5.25	3.75	4.00	4.25						4.00
	Performance			0.80	4.00	5.75	4.50	4.75	4.75						4.67
	Composition			0.80	4.00	5.75	4.25	4.50	4.50						4.42
	Interpretation of the Music			0.80	4.25	5.50	4.50	4.50	4.75						4.58
Judges Total Program Component Score (factored)															17.54

Deductions	0.00
-------------------	-------------

x Credit for highlight distribution, base value multiplied by 1.1

Golden Bear 2016

JUNIOR LADIES SHORT PROGRAM

JUDGES DETAILS PER SKATER

Rank	Name	Nation	Starting Number	Total Segment Score	Total Element Score	Total Program Component Score (factored)	Total Deductions
15	Ginevra BARRA BAJETO	ITA	26	39.76	21.08	19.68	1.00

#	Executed Elements	Info	Base Value	GOE	J1	J2	J3	J4	J5	J6	J7	J8	J9	Ref	Scores of Panel
1	2Lo		1.80	0.30	1	1	1	1	0						2.10
2	LSp4		2.70	0.50	1	1	1	1	1						3.20
3	FCSp3		2.80	0.33	0	1	1	0	1						3.13
4	2A<	<	2.53	x -1.50	-3	-3	-3	-3	-3						1.03
5	CCoSp4		3.50	0.50	0	1	1	1	1						4.00
6	2F+2T		3.52	x 0.30	1	1	1	0	1						3.82
7	StSq3		3.30	0.50	0	1	2	1	1						3.80
			20.15												21.08
	Program Components			Factor											
	Skating Skills			0.80	4.25	5.00	4.50	4.50	5.00						4.67
	Transitions			0.80	4.00	4.75	4.75	4.50	4.75						4.67
	Performance			0.80	4.00	5.00	5.50	4.75	5.50						5.08
	Composition			0.80	4.25	5.50	5.25	4.50	5.25						5.00
	Interpretation of the Music			0.80	4.25	5.25	5.50	4.75	5.50						5.17
	Judges Total Program Component Score (factored)														19.68

Deductions	Falls: -1.00	-1.00
-------------------	--------------	--------------

< Under-rotated jump x Credit for highlight distribution, base value multiplied by 1.1

Rank	Name	Nation	Starting Number	Total Segment Score	Total Element Score	Total Program Component Score (factored)	Total Deductions
16	Daria JAKAB	HUN	45	39.57	22.37	18.20	1.00

#	Executed Elements	Info	Base Value	GOE	J1	J2	J3	J4	J5	J6	J7	J8	J9	Ref	Scores of Panel
1	FCSp2		2.30	0.17	0	1	1	0	0						2.47
2	3S+2T		5.70	0.00	0	1	0	0	0						5.70
3	3Lo<	<	3.60	-2.10	-3	-3	-3	-3	-3						1.50
4	CCoSp3		3.00	-0.30	-1	-1	-1	-1	-1						2.70
5	2A	x	3.63	0.50	1	1	1	1	0						4.13
6	StSq3		3.30	0.17	0	1	1	0	0						3.47
7	LSp2		1.90	0.50	0	1	2	1	1						2.40
			23.43												22.37
	Program Components			Factor											
	Skating Skills			0.80	4.50	5.25	4.75	5.00	4.50						4.75
	Transitions			0.80	4.25	5.00	4.25	4.25	4.25						4.25
	Performance			0.80	4.50	5.00	4.50	4.75	4.75						4.67
	Composition			0.80	4.50	5.25	4.50	4.50	4.25						4.50
	Interpretation of the Music			0.80	4.75	5.00	4.50	4.25	4.50						4.58
	Judges Total Program Component Score (factored)														18.20

Deductions	Falls: -1.00	-1.00
-------------------	--------------	--------------

< Under-rotated jump x Credit for highlight distribution, base value multiplied by 1.1

Golden Bear 2016

JUNIOR LADIES SHORT PROGRAM

JUDGES DETAILS PER SKATER

Rank	Name	Nation	Starting Number	Total Segment Score	Total Element Score	Program Component Score (factored)	Total Deductions
17	Dora HUS	GER	18	38.16	19.10	19.06	0.00

#	Executed Elements	Info	Base Value	GOE	J1	J2	J3	J4	J5	J6	J7	J8	J9	Ref	Scores of Panel
1	2Lo		1.80	-0.50	-1	-1	-2	-2	-2						1.30
2	3T+COMBO		4.30	-1.63	-2	-2	-3	-3	-2						2.67
3	LSp3		2.40	0.00	0	0	0	1	-1						2.40
4	2A	x	3.63	0.33	1	1	0	2	0						3.96
5	FCSp2		2.30	0.17	0	0	0	1	1						2.47
6	CCoSp3V		2.50	0.17	0	0	0	1	1						2.67
7	StSq3		3.30	0.33	0	1	0	1	1						3.63
			20.23												19.10
	Program Components			Factor											
	Skating Skills			0.80	4.75	5.50	4.50	5.00	4.75						4.83
	Transitions			0.80	4.50	5.25	4.00	4.50	4.50						4.50
	Performance			0.80	4.50	5.00	4.00	4.75	5.00						4.75
	Composition			0.80	4.75	5.50	4.50	4.75	5.00						4.83
	Interpretation of the Music			0.80	4.75	5.25	4.25	5.00	5.00						4.92
	Judges Total Program Component Score (factored)														19.06

Deductions		0.00
-------------------	--	-------------

x Credit for highlight distribution, base value multiplied by 1.1

Rank	Name	Nation	Starting Number	Total Segment Score	Total Element Score	Program Component Score (factored)	Total Deductions
18	Emma KIVIOJA	SWE	33	36.95	19.19	18.76	1.00

#	Executed Elements	Info	Base Value	GOE	J1	J2	J3	J4	J5	J6	J7	J8	J9	Ref	Scores of Panel
1	3S<+COMBO	<	3.10	-2.10	-3	-3	-3	-3	-3						1.00
2	2A<	<	2.30	-0.83	-2	-2	-1	-1	-2						1.47
3	LSp4		2.70	0.67	0	2	2	1	1						3.37
4	CCoSp4		3.50	0.50	0	1	1	1	1						4.00
5	2Lo	x	1.98	0.20	1	1	1	0	0						2.18
6	StSq3		3.30	0.17	0	0	1	1	0						3.47
7	FCSp4		3.20	0.50	1	0	2	1	1						3.70
			20.08												19.19
	Program Components			Factor											
	Skating Skills			0.80	4.25	4.75	5.00	4.50	4.75						4.67
	Transitions			0.80	4.00	4.75	5.00	4.00	4.50						4.42
	Performance			0.80	4.00	5.00	4.75	4.25	5.00						4.67
	Composition			0.80	4.00	4.75	4.75	4.75	4.75						4.75
	Interpretation of the Music			0.80	4.00	5.00	5.00	4.75	5.00						4.92
	Judges Total Program Component Score (factored)														18.76

Deductions	Falls: -1.00	-1.00
-------------------	--------------	--------------

< Under-rotated jump x Credit for highlight distribution, base value multiplied by 1.1

Golden Bear 2016

JUNIOR LADIES SHORT PROGRAM

JUDGES DETAILS PER SKATER

Rank	Name	Nation	Starting Number	Total Segment Score	Total Element Score	Program Component Score (factored)	Total Deductions
19	Stefanie FRANCESCHINI	ITA	47	36.73	19.55	17.18	0.00

#	Executed Elements	Info	Base Value	GOE	J1	J2	J3	J4	J5	J6	J7	J8	J9	Ref	Scores of Panel
1	2A<	<	2.30	-1.00	-3	-2	-2	-1	-2						1.30
2	CCoSp4		3.50	0.33	0	0	1	1	1						3.83
3	StSq3		3.30	0.00	0	0	0	0	0						3.30
4	2Lz+2T		3.74	x 0.20	0	1	1	0	1						3.94
5	2Lo		1.98	x 0.10	0	0	1	0	1						2.08
6	FCSp3		2.80	-0.10	-1	0	0	0	-1						2.70
7	LSp3		2.40	0.00	0	0	0	0	0						2.40
			20.02												19.55
Program Components			Factor												
Skating Skills			0.80		3.50	4.50	4.50	4.25	4.25						4.33
Transitions			0.80		3.50	4.00	4.50	4.25	4.00						4.08
Performance			0.80		3.25	4.25	4.75	4.00	4.50						4.25
Composition			0.80		3.50	4.75	4.75	4.25	4.50						4.50
Interpretation of the Music			0.80		3.50	4.50	5.00	4.00	4.50						4.33
Judges Total Program Component Score (factored)															17.18

Deductions	0.00
-------------------	-------------

< Under-rotated jump x Credit for highlight distribution, base value multiplied by 1.1

Rank	Name	Nation	Starting Number	Total Segment Score	Total Element Score	Program Component Score (factored)	Total Deductions
20	Hana CVIJANOVIC	CRO	7	36.45	20.47	15.98	0.00

#	Executed Elements	Info	Base Value	GOE	J1	J2	J3	J4	J5	J6	J7	J8	J9	Ref	Scores of Panel
1	2A		3.30	-1.00	-2	-2	-2	-3	-2						2.30
2	FCSp3		2.80	0.00	0	0	1	0	0						2.80
3	CCoSp4		3.50	0.00	0	1	0	0	0						3.50
4	StSq3		3.30	0.17	0	1	1	-1	0						3.47
5	2F+2T		3.52	x 0.00	0	0	0	0	0						3.52
6	2Lo		1.98	x -0.10	0	0	0	-1	-1						1.88
7	SSp4		2.50	0.50	0	1	1	1	1						3.00
			20.90												20.47
Program Components			Factor												
Skating Skills			0.80		3.50	4.25	4.00	4.00	4.25						4.08
Transitions			0.80		3.50	4.50	3.75	3.75	3.75						3.75
Performance			0.80		3.50	4.75	4.25	3.75	4.25						4.08
Composition			0.80		3.50	5.00	4.00	4.00	4.00						4.00
Interpretation of the Music			0.80		3.25	4.75	4.25	3.75	4.25						4.08
Judges Total Program Component Score (factored)															15.98

Deductions	0.00
-------------------	-------------

x Credit for highlight distribution, base value multiplied by 1.1

Golden Bear 2016

JUNIOR LADIES SHORT PROGRAM

JUDGES DETAILS PER SKATER

Rank	Name	Nation	Starting Number	Total Segment Score	Total Element Score	Program Component Score (factored)	Total Deductions
21	Nina POLŠAK	SLO	32	36.40	19.54	16.86	0.00

#	Executed Elements	Info	Base Value	GOE	J1	J2	J3	J4	J5	J6	J7	J8	J9	Ref	Scores of Panel
1	2Lz+2T		3.40	0.40	1	2	2	1	1						3.80
2	2A<	<	2.30	-1.33	-3	-2	-2	-3	-3						0.97
3	FCSp4		3.20	0.00	0	1	0	0	0						3.20
4	2Lo		1.80	-0.20	0	-1	-1	-1	0						1.60
5	CCoSp4		3.50	0.17	0	0	0	1	1						3.67
6	StSq3		3.30	0.50	0	1	1	1	1						3.80
7	LSp4		2.70	-0.20	0	-1	-1	0	-1						2.50
			20.20												19.54
	Program Components			Factor											
	Skating Skills			0.80	3.75	4.75	3.75	4.25	4.25						4.08
	Transitions			0.80	3.50	4.50	3.75	4.00	4.00						3.92
	Performance			0.80	3.75	5.25	4.25	4.25	4.50						4.33
	Composition			0.80	3.75	5.00	4.00	4.50	4.25						4.25
	Interpretation of the Music			0.80	3.75	4.75	4.50	4.50	4.50						4.50
	Judges Total Program Component Score (factored)														16.86

Deductions	0.00
-------------------	-------------

< Under-rotated jump

Rank	Name	Nation	Starting Number	Total Segment Score	Total Element Score	Program Component Score (factored)	Total Deductions
22	Greta LUPATELLI	ITA	16	35.87	18.41	18.46	1.00

#	Executed Elements	Info	Base Value	GOE	J1	J2	J3	J4	J5	J6	J7	J8	J9	Ref	Scores of Panel
1	3S<<+COMBO	<<	1.30	-0.60	-3	-3	-3	-3	-3						0.70
2	2A		3.30	0.00	0	0	1	0	0						3.30
3	FCSp3		2.80	0.33	0	1	1	1	0						3.13
4	2Lo	x	1.98	0.00	0	0	0	0	0						1.98
5	CCoSp4		3.50	0.00	1	0	0	0	0						3.50
6	StSq2		2.60	0.00	0	0	0	0	0						2.60
7	LSp4		2.70	0.50	1	1	1	1	1						3.20
			18.18												18.41
	Program Components			Factor											
	Skating Skills			0.80	4.25	4.75	4.75	4.50	4.75						4.67
	Transitions			0.80	4.00	4.50	4.50	4.25	4.25						4.33
	Performance			0.80	4.25	5.25	5.25	4.50	4.75						4.83
	Composition			0.80	4.25	5.00	4.75	4.75	4.50						4.67
	Interpretation of the Music			0.80	4.25	4.75	5.00	4.25	4.75						4.58
	Judges Total Program Component Score (factored)														18.46

Deductions	Falls: -1.00	-1.00
-------------------	--------------	--------------

<< Downgraded jump x Credit for highlight distribution, base value multiplied by 1.1

Golden Bear 2016

JUNIOR LADIES SHORT PROGRAM

JUDGES DETAILS PER SKATER

Rank	Name	Nation	Starting Number	Total Segment Score	Total Element Score	Total Program Component Score (factored)	Total Deductions
23	Maruša UDRIH	SLO	44	34.86	18.08	16.78	0.00

#	Executed Elements	Info	Base Value	GOE	J1	J2	J3	J4	J5	J6	J7	J8	J9	Ref	Scores of Panel
1	2A		3.30	0.00	0	0	0	0	0						3.30
2	2Lz+2T		3.40	0.00	0	0	-1	0	0						3.40
3	FCSp2		2.30	0.00	0	0	0	0	0						2.30
4	2Lo	x	1.98	-0.60	-2	-2	-2	-2	-2						1.38
5	StSq2		2.60	0.00	0	0	-1	0	0						2.60
6	CCoSp3		3.00	0.00	0	0	0	1	0						3.00
7	SSp3		2.10	0.00	0	0	1	0	0						2.10
			18.68												18.08
	Program Components			Factor											
	Skating Skills			0.80	3.75	4.50	4.00	4.50	4.50						4.33
	Transitions			0.80	3.75	4.25	3.50	4.75	4.00						4.00
	Performance			0.80	4.00	4.00	3.75	4.25	4.50						4.08
	Composition			0.80	4.25	4.50	3.50	4.75	4.25						4.33
	Interpretation of the Music			0.80	4.25	4.25	2.75	4.50	4.25						4.25
	Judges Total Program Component Score (factored)														16.78

Deductions	0.00
-------------------	-------------

x Credit for highlight distribution, base value multiplied by 1.1

Rank	Name	Nation	Starting Number	Total Segment Score	Total Element Score	Total Program Component Score (factored)	Total Deductions
24	Yuka KOYAMA	AUT	12	34.73	18.55	16.18	0.00

#	Executed Elements	Info	Base Value	GOE	J1	J2	J3	J4	J5	J6	J7	J8	J9	Ref	Scores of Panel
1	2A		3.30	0.00	0	0	0	0	-1						3.30
2	2Lz+2T<<	<<	2.50	-0.80	-3	-2	-2	-3	-3						1.70
3	FCSp2		2.30	0.00	0	0	0	1	0						2.30
4	StSq3		3.30	0.50	1	1	1	0	1						3.80
5	CCoSp3		3.00	0.17	0	1	1	-1	0						3.17
6	2Lo	x	1.98	0.10	0	1	1	0	0						2.08
7	LSp3		2.40	-0.20	-1	-1	0	0	-1						2.20
			18.78												18.55
	Program Components			Factor											
	Skating Skills			0.80	4.00	4.50	4.25	4.00	4.00						4.08
	Transitions			0.80	4.00	4.25	3.75	4.25	3.75						4.00
	Performance			0.80	3.75	4.50	4.25	4.00	3.50						4.00
	Composition			0.80	3.75	5.00	4.00	4.50	3.50						4.08
	Interpretation of the Music			0.80	4.00	4.50	4.00	4.25	3.75						4.08
	Judges Total Program Component Score (factored)														16.18

Deductions	0.00
-------------------	-------------

<< Downgraded jump x Credit for highlight distribution, base value multiplied by 1.1

Golden Bear 2016

JUNIOR LADIES SHORT PROGRAM

JUDGES DETAILS PER SKATER

Rank	Name	Nation	Starting Number	Total Segment Score	Total Element Score	Program Component Score (factored)	Total Deductions
25	Violette IVANOFF	AUT	39	34.46	16.84	17.62	0.00

#	Executed Elements	Info	Base Value	GOE	J1	J2	J3	J4	J5	J6	J7	J8	J9	Ref	Scores of Panel
1	2A		3.30	0.17	0	1	1	0	0						3.47
2	CCoSp4		3.50	0.17	0	0	1	0	1						3.67
3	2Lo		1.80	-0.50	-1	-2	-1	-2	-2						1.30
4	LSp1		1.50	-0.30	-1	-2	-1	-1	-1						1.20
5	2Lz+2T<	<	3.30	x -0.30	-2	-1	-1	-1	-1						3.00
6	FCSp1		1.90	-0.30	-1	-1	-1	-1	-1						1.60
7	StSq2		2.60	0.00	0	0	0	0	0						2.60
			17.90												16.84
	Program Components			Factor											
	Skating Skills			0.80	3.75	4.50	4.50	4.25	4.50						4.42
	Transitions			0.80	3.50	4.25	4.25	4.00	4.25						4.17
	Performance			0.80	3.75	4.75	4.25	4.50	4.75						4.50
	Composition			0.80	4.00	5.00	4.50	4.25	4.50						4.42
	Interpretation of the Music			0.80	3.75	4.75	4.25	4.50	4.75						4.50
	Judges Total Program Component Score (factored)														17.62

Deductions															0.00
-------------------	--	--	--	--	--	--	--	--	--	--	--	--	--	--	-------------

< Under-rotated jump x Credit for highlight distribution, base value multiplied by 1.1

Rank	Name	Nation	Starting Number	Total Segment Score	Total Element Score	Program Component Score (factored)	Total Deductions
26	Caya SCHEEPENS	NED	41	34.22	17.96	17.26	1.00

#	Executed Elements	Info	Base Value	GOE	J1	J2	J3	J4	J5	J6	J7	J8	J9	Ref	Scores of Panel
1	2A		3.30	-1.50	-3	-3	-3	-3	-3						1.80
2	2F+2T		3.20	0.00	0	0	0	0	0						3.20
3	FCSp3		2.80	0.17	0	0	1	1	0						2.97
4	StSq2		2.60	0.17	0	1	1	0	0						2.77
5	2Lo	x	1.98	0.00	0	0	-1	0	0						1.98
6	CCoSp3V		2.50	0.17	0	1	0	1	0						2.67
7	LSp3		2.40	0.17	0	1	1	-1	0						2.57
			18.78												17.96
	Program Components			Factor											
	Skating Skills			0.80	3.75	4.75	4.25	4.00	4.50						4.25
	Transitions			0.80	3.75	4.75	3.50	4.25	4.25						4.08
	Performance			0.80	4.00	5.25	3.75	4.25	4.75						4.33
	Composition			0.80	4.00	5.00	4.00	4.75	4.50						4.42
	Interpretation of the Music			0.80	4.25	4.75	4.25	4.50	4.75						4.50
	Judges Total Program Component Score (factored)														17.26

Deductions	Falls: -1.00														-1.00
-------------------	--------------	--	--	--	--	--	--	--	--	--	--	--	--	--	--------------

x Credit for highlight distribution, base value multiplied by 1.1

Golden Bear 2016

JUNIOR LADIES SHORT PROGRAM

JUDGES DETAILS PER SKATER

Rank	Name	Nation	Starting Number	Total Segment Score	Total Element Score	Program Component Score (factored)	Total Deductions
27	Kaja GRIL	SLO	19	33.11	17.59	15.52	0.00

#	Executed Elements	Info	Base Value	GOE	J1	J2	J3	J4	J5	J6	J7	J8	J9	Ref	Scores of Panel
1	2A<<	<<	1.10	-0.60	-3	-3	-3	-3	-3						0.50
2	StSq2		2.60	0.17	0	0	0	1	1						2.77
3	CCoSp3		3.00	0.50	1	1	1	1	1						3.50
4	2Lz+2T		3.74	x 0.00	-1	0	0	0	0						3.74
5	2Lo		1.98	x 0.00	-1	1	0	0	0						1.98
6	FCSp2		2.30	-0.10	0	0	-1	-1	1						2.20
7	LSp3		2.40	0.50	1	1	1	1	1						2.90
			17.12												17.59
	Program Components			Factor											
	Skating Skills			0.80	3.50	3.75	3.75	4.00	4.00						3.83
	Transitions			0.80	3.50	3.75	3.50	4.25	3.75						3.67
	Performance			0.80	3.50	4.00	3.75	3.75	4.25						3.83
	Composition			0.80	3.75	4.25	3.75	4.00	4.25						4.00
	Interpretation of the Music			0.80	3.75	4.00	4.00	4.25	4.50						4.08
	Judges Total Program Component Score (factored)														15.52

Deductions	0.00
-------------------	-------------

<< Downgraded jump x Credit for highlight distribution, base value multiplied by 1.1

Rank	Name	Nation	Starting Number	Total Segment Score	Total Element Score	Program Component Score (factored)	Total Deductions
28	Paula MIKOLAJCZYK	GER	17	32.85	15.17	17.68	0.00

#	Executed Elements	Info	Base Value	GOE	J1	J2	J3	J4	J5	J6	J7	J8	J9	Ref	Scores of Panel
1	3T+2T<	<	5.20	-1.63	-3	-2	-2	-3	-2						3.57
2	2Lo		1.80	0.20	2	1	1	-2	0						2.00
3	LSp3		2.40	0.00	0	0	1	0	0						2.40
4	StSq2		2.60	0.00	0	1	0	0	0						2.60
5	1A*	*	0.00	x 0.00	-	-	-	-	-						0.00
6	FCSp1		1.90	-0.30	-1	-2	-1	-1	-1						1.60
7	CCoSp3		3.00	0.00	0	0	0	0	0						3.00
			16.90												15.17
	Program Components			Factor											
	Skating Skills			0.80	4.25	4.50	4.75	4.25	5.00						4.50
	Transitions			0.80	4.25	4.00	4.25	3.75	4.50						4.17
	Performance			0.80	4.25	4.25	4.50	4.00	4.75						4.33
	Composition			0.80	4.50	5.00	4.75	4.00	4.75						4.67
	Interpretation of the Music			0.80	4.25	4.50	4.50	4.00	4.75						4.42
	Judges Total Program Component Score (factored)														17.68

Deductions	0.00
-------------------	-------------

< Under-rotated jump * Invalid element x Credit for highlight distribution, base value multiplied by 1.1

Golden Bear 2016

JUNIOR LADIES SHORT PROGRAM

JUDGES DETAILS PER SKATER

Rank	Name	Nation	Starting Number	Total Segment Score	Total Element Score	Total Program Component Score (factored)	Total Deductions
29	Tullia Maria TREVISAN	ITA	43	32.71	15.23	18.48	1.00

#	Executed Elements	Info	Base Value	GOE	J1	J2	J3	J4	J5	J6	J7	J8	J9	Ref	Scores of Panel
1	2A		3.30	-0.17	0	0	0	-1	-1						3.13
2	LSp4		2.70	0.33	0	0	1	1	1						3.03
3	3Lo<<	<<	1.80	-0.90	-3	-3	-3	-3	-3						0.90
4	1S*+COMBO	*	0.00	0.00	-	-	-	-	-						0.00
5	CCoSp4		3.50	0.00	0	0	0	0	0						3.50
6	StSq2		2.60	0.17	0	1	0	1	0						2.77
7	FCSp1		1.90	0.00	0	0	0	0	0						1.90
			15.80												15.23
	Program Components			Factor											
	Skating Skills			0.80	4.00	4.75	4.75	4.75	4.50						4.67
	Transitions			0.80	4.00	4.75	4.50	4.75	4.25						4.50
	Performance			0.80	3.75	5.00	4.75	4.50	4.50						4.58
	Composition			0.80	4.25	5.25	5.00	4.50	4.50						4.67
	Interpretation of the Music			0.80	4.25	5.00	4.75	4.50	4.75						4.67
	Judges Total Program Component Score (factored)														18.48

Deductions	Falls: -1.00	-1.00
-------------------	--------------	--------------

<< Downgraded jump * Invalid element

Rank	Name	Nation	Starting Number	Total Segment Score	Total Element Score	Total Program Component Score (factored)	Total Deductions
30	Lara GUCEK	SLO	5	31.47	15.41	16.06	0.00

#	Executed Elements	Info	Base Value	GOE	J1	J2	J3	J4	J5	J6	J7	J8	J9	Ref	Scores of Panel
1	2Lo		1.80	0.20	0	1	1	0	1						2.00
2	2A<<	<<	1.10	-0.60	-3	-3	-3	-3	-3						0.50
3	CCoSp3		3.00	0.50	0	1	1	1	1						3.50
4	FCSp2		2.30	0.00	-1	1	0	0	0						2.30
5	2Lz+2T	x	3.74	-0.30	-1	1	-1	-1	-1						3.44
6	StSq2		2.60	0.17	0	1	0	0	1						2.77
7	LSpB		1.20	-0.30	-1	-1	-1	0	-1						0.90
			15.74												15.41
	Program Components			Factor											
	Skating Skills			0.80	3.00	4.50	3.75	3.75	4.25						3.92
	Transitions			0.80	2.75	5.00	3.50	3.50	4.00						3.67
	Performance			0.80	2.75	4.75	4.00	3.75	4.50						4.08
	Composition			0.80	3.00	5.00	4.00	4.00	4.25						4.08
	Interpretation of the Music			0.80	2.75	4.75	4.25	4.25	4.50						4.33
	Judges Total Program Component Score (factored)														16.06

Deductions		0.00
-------------------	--	-------------

<< Downgraded jump x Credit for highlight distribution, base value multiplied by 1.1

Golden Bear 2016

JUNIOR LADIES SHORT PROGRAM

JUDGES DETAILS PER SKATER

Rank	Name	Nation	Starting Number	Total Segment Score	Total Element Score	Total Program Component Score (factored)	Total Deductions
31	Zona APOSTOLOVIC	SRB	38	30.72	15.26	15.46	0.00

#	Executed Elements	Info	Base Value	GOE	J1	J2	J3	J4	J5	J6	J7	J8	J9	Ref	Scores of Panel
1	LSp3		2.40	0.17	0	1	1	0	0						2.57
2	2A<<	<<	1.10	-0.47	-3	-3	-2	-2	-2						0.63
3	FCSp2		2.30	-0.50	-1	-2	-2	-1	-2						1.80
4	2Lo		1.98	x -0.20	-1	0	0	-1	-1						1.78
5	2F+2T<	<	3.08	x -0.70	-3	-2	-2	-3	-2						2.38
6	StSq2		2.60	0.00	0	0	0	0	0						2.60
7	CCoSp4		3.50	0.00	0	1	0	-1	0						3.50
			16.96												15.26
Program Components				Factor											
Skating Skills				0.80	3.25	4.00	3.50	4.00	4.00						3.83
Transitions				0.80	3.25	4.00	3.25	4.00	3.50						3.58
Performance				0.80	3.25	4.50	3.50	4.25	4.00						3.92
Composition				0.80	3.25	4.75	3.50	4.25	3.75						3.83
Interpretation of the Music				0.80	3.50	4.50	4.00	4.50	4.00						4.17
Judges Total Program Component Score (factored)															15.46

Deductions	0.00
-------------------	-------------

< Under-rotated jump << Downgraded jump x Credit for highlight distribution, base value multiplied by 1.1

Rank	Name	Nation	Starting Number	Total Segment Score	Total Element Score	Total Program Component Score (factored)	Total Deductions
32	Michela SACCHET	ITA	29	30.33	13.87	16.46	0.00

#	Executed Elements	Info	Base Value	GOE	J1	J2	J3	J4	J5	J6	J7	J8	J9	Ref	Scores of Panel
1	2Lo		1.80	-0.10	0	1	0	-1	-2						1.70
2	3S<<+COMBO	<<	1.30	-0.60	-3	-3	-3	-3	-3						0.70
3	LSp3		2.40	0.50	0	1	1	1	1						2.90
4	A*	*	0.00	x 0.00	-	-	-	-	-						0.00
5	FCSp2		2.30	0.00	0	0	1	0	0						2.30
6	CCoSp4		3.50	0.00	0	-1	0	0	0						3.50
7	StSq2		2.60	0.17	0	1	1	0	-1						2.77
			13.90												13.87
Program Components				Factor											
Skating Skills				0.80	4.00	4.50	5.00	4.25	3.75						4.25
Transitions				0.80	4.00	4.75	4.25	4.00	3.25						4.08
Performance				0.80	3.75	4.50	4.00	4.00	3.50						3.92
Composition				0.80	3.75	5.00	4.75	4.50	3.25						4.33
Interpretation of the Music				0.80	3.75	4.75	4.25	4.00	3.50						4.00
Judges Total Program Component Score (factored)															16.46

Deductions	0.00
-------------------	-------------

<< Downgraded jump * Invalid element x Credit for highlight distribution, base value multiplied by 1.1

Golden Bear 2016

JUNIOR LADIES SHORT PROGRAM

JUDGES DETAILS PER SKATER

Rank	Name	Nation	Starting Number	Total Segment Score	Total Element Score	Program Component Score (factored)	Total Deductions
33	Mira BARATH	HUN	8	29.10	15.36	16.74	3.00

#	Executed Elements	Info	Base Value	GOE	J1	J2	J3	J4	J5	J6	J7	J8	J9	Ref	Scores of Panel
1	3Lo<<	<<	1.80	-0.90	-3	-3	-3	-3	-3						0.90
2	2A		3.30	-1.50	-3	-2	-3	-3	-3						1.80
3	CCoSp3		3.00	0.50	0	1	1	1	1						3.50
4	2F+COMBO	x	2.09	-0.90	-3	-3	-3	-3	-3						1.19
5	StSq2		2.60	0.00	0	0	0	0	0						2.60
6	FCSp3		2.80	0.00	0	0	0	1	0						2.80
7	LSp3		2.40	0.17	0	0	1	1	0						2.57
			17.99												15.36
Program Components			Factor												
Skating Skills			0.80		4.00	4.50	4.50	4.50	4.50						4.50
Transitions			0.80		3.75	4.25	4.00	4.25	4.25						4.17
Performance			0.80		3.50	4.25	3.50	4.25	4.00						3.92
Composition			0.80		3.50	4.50	4.25	4.75	4.25						4.33
Interpretation of the Music			0.80		3.75	4.25	3.75	4.00	4.25						4.00
Judges Total Program Component Score (factored)															16.74

Deductions	Falls: -3.00	-3.00
-------------------	--------------	--------------

<< Downgraded jump x Credit for highlight distribution, base value multiplied by 1.1

Rank	Name	Nation	Starting Number	Total Segment Score	Total Element Score	Program Component Score (factored)	Total Deductions
34	Joelle NASHEIM	AUT	48	28.81	14.35	14.46	0.00

#	Executed Elements	Info	Base Value	GOE	J1	J2	J3	J4	J5	J6	J7	J8	J9	Ref	Scores of Panel
1	1A*	*	0.00	0.00	-	-	-	-	-						0.00
2	2F+1T*	*	1.90	-0.90	-3	-3	-3	-3	-3						1.00
3	FCSp2		2.30	0.00	0	0	1	0	0						2.30
4	StSq3		3.30	0.00	0	0	0	-1	0						3.30
5	2Lo	x	1.98	0.00	0	0	0	0	0						1.98
6	CCoSp3		3.00	-0.10	-1	-1	0	0	0						2.90
7	LSp4		2.70	0.17	0	1	1	0	0						2.87
			15.18												14.35
Program Components			Factor												
Skating Skills			0.80		3.50	3.50	4.25	3.50	3.75						3.58
Transitions			0.80		3.25	3.25	3.75	3.75	3.50						3.50
Performance			0.80		3.25	3.50	3.75	3.50	4.00						3.58
Composition			0.80		3.25	3.75	4.25	3.50	4.00						3.75
Interpretation of the Music			0.80		3.25	3.50	4.00	3.75	3.75						3.67
Judges Total Program Component Score (factored)															14.46

Deductions		0.00
-------------------	--	-------------

* Invalid element x Credit for highlight distribution, base value multiplied by 1.1

Golden Bear 2016

JUNIOR LADIES SHORT PROGRAM

JUDGES DETAILS PER SKATER

Rank	Name	Nation	Starting Number	Total Segment Score	Total Element Score	Total Program Component Score (factored)	Total Deductions
35	Britt VAN DE MEULEN	NED	3	28.68	14.68	14.00	0.00

#	Executed Elements	Info	Base Value	GOE	J1	J2	J3	J4	J5	J6	J7	J8	J9	Ref	Scores of Panel
1	2Lz+2T		3.40	0.00	-1	0	0	0	0						3.40
2	2A<<	<<	1.10	-0.60	-3	-3	-3	-3	-3						0.50
3	SSp4		2.50	0.50	0	1	1	1	1						3.00
4	StSq1		1.80	0.00	0	0	0	-1	0						1.80
5	2Lo	x	1.98	-0.10	-1	0	0	-2	0						1.88
6	FCSp2		2.30	-0.40	-1	-2	-1	-2	-1						1.90
7	CCoSp3V		2.50	-0.30	-1	-1	-1	0	-1						2.20
			15.58												14.68
Program Components			Factor												
	Skating Skills			0.80	3.00	3.50	3.50	3.25	4.00						3.42
	Transitions			0.80	3.25	3.50	3.25	3.00	3.50						3.33
	Performance			0.80	3.25	3.75	3.50	3.00	3.75						3.50
	Composition			0.80	3.00	4.25	3.75	3.25	4.25						3.75
	Interpretation of the Music			0.80	3.25	3.75	3.50	3.25	4.00						3.50
Judges Total Program Component Score (factored)															14.00

Deductions	0.00
-------------------	-------------

<< Downgraded jump x Credit for highlight distribution, base value multiplied by 1.1

Rank	Name	Nation	Starting Number	Total Segment Score	Total Element Score	Total Program Component Score (factored)	Total Deductions
36	Anna TROGER	AUT	35	27.10	13.44	15.66	2.00

#	Executed Elements	Info	Base Value	GOE	J1	J2	J3	J4	J5	J6	J7	J8	J9	Ref	Scores of Panel
1	FCSp2		2.30	-0.30	-2	-1	-1	-1	-1						2.00
2	3Lo<<	<<	1.80	-0.90	-3	-3	-3	-3	-3						0.90
3	2A<<	<<	1.10	-0.60	-3	-3	-3	-3	-3						0.50
4	2Lz+1T*	*	2.31	-0.90	-3	-3	-3	-3	-3						1.41
5	CCoSp4		3.50	-0.30	-2	-1	0	-1	-1						3.20
6	StSq2		2.60	0.33	0	1	1	0	1						2.93
7	SSp4		2.50	0.00	0	0	1	0	0						2.50
			16.11												13.44
Program Components			Factor												
	Skating Skills			0.80	3.25	3.50	4.00	3.75	4.25						3.75
	Transitions			0.80	3.00	4.00	3.75	3.50	4.00						3.75
	Performance			0.80	3.25	5.00	3.50	3.50	4.50						3.83
	Composition			0.80	3.25	4.75	4.00	3.75	4.25						4.00
	Interpretation of the Music			0.80	3.50	4.50	4.25	4.00	4.50						4.25
Judges Total Program Component Score (factored)															15.66

Deductions	Falls: -2.00	-2.00
-------------------	--------------	--------------

<< Downgraded jump * Invalid element x Credit for highlight distribution, base value multiplied by 1.1

Golden Bear 2016

JUNIOR LADIES SHORT PROGRAM

JUDGES DETAILS PER SKATER

Rank	Name	Nation	Starting Number	Total Segment Score	Total Element Score	Program Component Score (factored)	Total Deductions
37	Pia OMOVŠEK	SLO	6	26.11	13.45	12.66	0.00

#	Executed Elements	Info	Base Value	GOE	J1	J2	J3	J4	J5	J6	J7	J8	J9	Ref	Scores of Panel
1	1A*	*	0.00	0.00	-	-	-	-	-						0.00
2	2Lz+2T<<	<<	2.50	-0.90	-3	-3	-2	-3	-3						1.60
3	FCSp3		2.80	-0.10	-1	-1	0	0	0						2.70
4	StSq2		2.60	-0.33	0	-1	-2	0	-1						2.27
5	CCoSp4		3.50	0.00	0	0	0	1	0						3.50
6	2Lo	x	1.98	0.00	0	0	0	-1	0						1.98
7	LSp1		1.50	-0.10	-1	0	-1	0	0						1.40
			14.88												13.45
Program Components				Factor											
	Skating Skills			0.80	3.25	3.25	3.50	3.00	3.50						3.33
	Transitions			0.80	3.00	2.50	2.75	3.50	3.00						2.92
	Performance			0.80	3.00	2.25	3.25	3.00	3.25						3.08
	Composition			0.80	2.75	3.50	3.50	3.50	3.25						3.42
	Interpretation of the Music			0.80	3.00	2.50	3.25	3.25	3.00						3.08
Judges Total Program Component Score (factored)															12.66

Deductions		0.00
-------------------	--	-------------

<< Downgraded jump * Invalid element x Credit for highlight distribution, base value multiplied by 1.1

Rank	Name	Nation	Starting Number	Total Segment Score	Total Element Score	Program Component Score (factored)	Total Deductions
38	Patricia SKOPANCIC	CRO	36	26.09	12.65	14.44	1.00

#	Executed Elements	Info	Base Value	GOE	J1	J2	J3	J4	J5	J6	J7	J8	J9	Ref	Scores of Panel
1	3S<<+COMBO	<<	1.30	-0.60	-3	-3	-3	-3	-3						0.70
2	2A<<	<<	1.10	-0.60	-3	-3	-2	-3	-3						0.50
3	FCSp2		2.30	-0.10	0	0	0	-1	-1						2.20
4	StSq2		2.60	0.17	0	1	1	0	0						2.77
5	LSp2		1.90	-0.10	0	-1	0	0	-1						1.80
6	2Lo	x	1.98	-0.30	-1	-1	-2	-1	0						1.68
7	CCoSp3		3.00	0.00	0	0	0	-1	0						3.00
			14.18												12.65
Program Components				Factor											
	Skating Skills			0.80	3.25	3.50	3.75	3.50	3.75						3.58
	Transitions			0.80	3.25	3.75	3.50	3.25	3.25						3.33
	Performance			0.80	3.50	3.50	3.75	3.50	4.00						3.58
	Composition			0.80	3.25	4.00	4.25	3.75	3.75						3.83
	Interpretation of the Music			0.80	3.50	4.00	4.00	3.25	3.75						3.75
Judges Total Program Component Score (factored)															14.44

Deductions	Falls: -1.00	-1.00
-------------------	--------------	--------------

<< Downgraded jump x Credit for highlight distribution, base value multiplied by 1.1

Golden Bear 2016

JUNIOR LADIES SHORT PROGRAM

JUDGES DETAILS PER SKATER

Rank	Name	Nation	Starting Number	Total Segment Score	Total Element Score	Program Component Score (factored)	Total Deductions
39	Celine VAN DE HEUVEL	NED	30	25.14	12.14	13.00	0.00

#	Executed Elements	Info	Base Value	GOE	J1	J2	J3	J4	J5	J6	J7	J8	J9	Ref	Scores of Panel
1	2F+2T<	<	2.80	-0.50	-2	-2	-2	-1	-1						2.30
2	2Lo		1.80	-0.20	-1	0	0	-1	-1						1.60
3	CCoSp3V		2.50	-0.40	-1	-2	-2	-1	0						2.10
4	2A<<	<<	1.21	x -0.60	-3	-3	-3	-3	-3						0.61
5	FCSpB		1.60	-0.60	-2	-2	-2	-2	-2						1.00
6	StSq1		1.80	-0.30	-1	-1	0	-1	-2						1.50
7	LSp4		2.70	0.33	0	1	1	0	1						3.03
			14.41												12.14
Program Components			Factor												
Skating Skills			0.80			3.25	3.25	3.00	3.50	3.50					3.33
Transitions			0.80			3.00	3.25	3.25	3.75	3.00					3.17
Performance			0.80			3.00	2.75	3.00	3.50	3.25					3.08
Composition			0.80			3.00	3.50	3.50	3.75	3.25					3.42
Interpretation of the Music			0.80			3.25	3.00	3.75	3.25	3.25					3.25
Judges Total Program Component Score (factored)															13.00

Deductions	0.00
-------------------	-------------

< Under-rotated jump << Downgraded jump x Credit for highlight distribution, base value multiplied by 1.1

Rank	Name	Nation	Starting Number	Total Segment Score	Total Element Score	Program Component Score (factored)	Total Deductions
40	Mihaela STIMAC ROJTINIC	CRO	31	24.37	13.69	11.68	1.00

#	Executed Elements	Info	Base Value	GOE	J1	J2	J3	J4	J5	J6	J7	J8	J9	Ref	Scores of Panel
1	FCSp2		2.30	-0.30	-1	-1	-1	-1	-2						2.00
2	2A<<	<<	1.10	-0.60	-3	-3	-3	-3	-2						0.50
3	CCoSp3		3.00	-0.50	-1	-2	-2	-1	-2						2.50
4	LSp3		2.40	-0.30	-1	-1	-1	-1	-1						2.10
5	2Lo	x	1.98	0.00	0	0	0	0	0						1.98
6	StSq2		2.60	-0.17	0	-1	0	0	-1						2.43
7	2F+2T<	<	3.08	x -0.90	-3	-3	-3	-3	-3						2.18
			16.46												13.69
Program Components			Factor												
Skating Skills			0.80			3.00	2.50	2.75	3.00	2.25					2.75
Transitions			0.80			3.00	2.75	3.00	3.25	2.00					2.92
Performance			0.80			2.75	2.50	3.25	3.00	3.00					2.92
Composition			0.80			2.75	2.75	3.25	3.50	2.75					2.92
Interpretation of the Music			0.80			2.75	2.25	3.50	3.50	3.00					3.08
Judges Total Program Component Score (factored)															11.68

Deductions	Falls: -1.00	-1.00
-------------------	--------------	--------------

< Under-rotated jump << Downgraded jump x Credit for highlight distribution, base value multiplied by 1.1

Golden Bear 2016

JUNIOR LADIES SHORT PROGRAM

JUDGES DETAILS PER SKATER

Rank	Name	Nation	Starting Number	Total Segment Score	Total Element Score	Program Component Score (factored)	Total Deductions
41	Claudia KRIZMANIC	CRO	20	23.47	9.83	13.64	0.00

#	Executed Elements	Info	Base Value	GOE	J1	J2	J3	J4	J5	J6	J7	J8	J9	Ref	Scores of Panel
1	LSp3		2.40	-0.20	0	-1	-1	-1	0						2.20
2	2A<<	<<	1.10	-0.47	-3	-3	-2	-2	-2						0.63
3	2Lo		1.80	-0.20	0	0	-1	-1	-1						1.60
4	FCSp2		2.30	0.00	0	0	0	1	0						2.30
5	1Fe*+COMBO	e	0.00	x 0.00	-	-	-	-	-						0.00
6	StSq1		1.80	-0.10	0	-1	-1	0	0						1.70
7	CCoSp1V		1.70	-0.30	-1	-1	0	-1	-2						1.40
			11.10												9.83
Program Components			Factor												
	Skating Skills			0.80	3.25	3.50	3.25	3.75	3.75						3.50
	Transitions			0.80	2.75	3.75	2.50	3.75	3.50						3.33
	Performance			0.80	3.00	3.50	2.75	3.50	3.50						3.33
	Composition			0.80	3.00	4.00	3.25	4.00	3.50						3.58
	Interpretation of the Music			0.80	2.75	3.75	3.00	3.50	3.50						3.33
Judges Total Program Component Score (factored)															13.64

Deductions	0.00
-------------------	-------------

<< Downgraded jump * Invalid element x Credit for highlight distribution, base value multiplied by 1.1 e Wrong edge

Rank	Name	Nation	Starting Number	Total Segment Score	Total Element Score	Program Component Score (factored)	Total Deductions
42	Marta PILI	CRO	2	14.90	5.58	10.32	1.00

#	Executed Elements	Info	Base Value	GOE	J1	J2	J3	J4	J5	J6	J7	J8	J9	Ref	Scores of Panel
1	SSp1		1.30	-0.30	-1	-1	-1	-1	0						1.00
2	1F*+1T*	*	0.00	0.00	-	-	-	-	-						0.00
3	StSq1		1.80	-0.30	-1	-1	-1	-2	-1						1.50
4	1A*	*	0.00	x 0.00	-	-	-	-	-						0.00
5	2Lo<<	<<	0.55	x -0.27	-3	-2	-3	-3	-2						0.28
6	CCoSp2V		2.00	-0.30	-1	-3	-1	-1	0						1.70
7	FCSp1		1.90	-0.80	-2	-2	-3	-3	-3						1.10
			7.55												5.58
Program Components			Factor												
	Skating Skills			0.80	2.00	3.00	2.25	2.50	3.00						2.58
	Transitions			0.80	2.00	3.50	1.50	2.75	2.75						2.50
	Performance			0.80	2.00	3.75	2.00	2.50	3.25						2.58
	Composition			0.80	2.00	4.00	2.25	2.25	2.75						2.42
	Interpretation of the Music			0.80	2.25	3.50	2.50	2.75	3.25						2.83
Judges Total Program Component Score (factored)															10.32

Deductions	Time violation: -1.00	-1.00
-------------------	-----------------------	--------------

<< Downgraded jump * Invalid element x Credit for highlight distribution, base value multiplied by 1.1

Golden Bear 2016

JUNIOR LADIES SHORT PROGRAM

JUDGES DETAILS PER SKATER

Rank	Name	Nation	Starting Number	Total Segment Score	Total Element Score	Total Program Component Score (factored)	Total Deductions
43	Timea MRSIC	CRO	14	12.26	5.60	8.66	2.00

#	Executed Elements	Info	Base Value	GOE	J1	J2	J3	J4	J5	J6	J7	J8	J9	Ref	Scores of Panel
1	LSpB		1.20	-0.60	-3	-2	-2	-2	-2						0.60
2	1Lo*	*	0.00	0.00	-	-	-	-	-						0.00
3	1A*	*	0.00	0.00	-	-	-	-	-						0.00
4	2S+2T<<	<<	1.70	-0.60	-3	-3	-3	-3	-3						1.10
5	CCoSp2V		2.00	-0.40	-2	-2	-1	-1	-1						1.60
6	FCSp1		1.90	-0.50	-2	-1	-1	-2	-2						1.40
7	StSqB		1.50	-0.60	-1	-2	-2	-2	-2						0.90
			8.30												5.60
Program Components			Factor												
	Skating Skills			0.80	2.00	1.75	2.50	2.50	2.75						2.33
	Transitions			0.80	1.75	2.00	2.00	2.25	2.50						2.08
	Performance			0.80	1.50	1.50	2.25	2.00	2.50						1.92
	Composition			0.80	1.75	2.25	2.50	2.50	2.50						2.42
	Interpretation of the Music			0.80	2.00	2.00	2.25	2.00	2.50						2.08
Judges Total Program Component Score (factored)															8.66

Deductions	Time violation: -1.00	Falls: -1.00	-2.00
-------------------	-----------------------	--------------	--------------

<< Downgraded jump * Invalid element

Rank	Name	Nation	Starting Number	Total Segment Score	Total Element Score	Total Program Component Score (factored)	Total Deductions
44	Klara KRMPOTIC	CRO	24	9.53	4.73	6.80	2.00

#	Executed Elements	Info	Base Value	GOE	J1	J2	J3	J4	J5	J6	J7	J8	J9	Ref	Scores of Panel
1	2F<<+1T*	*	0.50	-0.30	-3	-3	-3	-3	-3						0.20
2	2A<<	<<	1.10	-0.60	-3	-3	-3	-3	-3						0.50
3	FCSp1		1.90	-0.50	-1	-1	-2	-2	-2						1.40
4	StSqB		1.50	-0.60	-2	-2	-2	-3	-2						0.90
5	CCoSp		0.00	0.00	-	-	-	-	-						0.00
6	2Lo<	<	1.43	x -0.60	-3	-2	-2	-2	-1						0.83
7	LSpB		1.20	-0.30	-1	-2	-1	-1	-1						0.90
			7.63												4.73
Program Components			Factor												
	Skating Skills			0.80	2.00	2.00	2.00	2.00	1.75						2.00
	Transitions			0.80	1.75	1.75	1.75	1.75	1.25						1.75
	Performance			0.80	1.50	1.25	1.25	1.50	1.50						1.42
	Composition			0.80	1.50	2.00	1.75	2.25	1.50						1.75
	Interpretation of the Music			0.80	1.50	1.50	2.00	1.75	1.50						1.58
Judges Total Program Component Score (factored)															6.80

Deductions	Falls: -2.00	-2.00
-------------------	--------------	--------------

< Under-rotated jump << Downgraded jump * Invalid element x Credit for highlight distribution, base value multiplied by 1.1

printed: 28.10.2016 22:53:33

Golden Bear 2016

PANEL OF JUDGES

JUNIOR LADIES - FREE SKATING

Officials

Technical Controller	Mr. Teri SEDEJ	SLO
Technical Specialist	Ms. Sandra PAVICIC	CRO
Assistant Technical Specialist	Ms. Eva SONNELAITNER	AUT

Judges

Referee	Ms. Lovorka KODRIN	CRO
Judges	Mr. Thomas BIEGLER	AUT
	Ms. Mirna GRUBISIC	CRO
	Ms. Zanna KULIK	EST
	Mr. Attila SOOS	HUN
	Ms. Alenka ZIDAR	SLO

Data/Replay Operator

	Mr. Tomislav BISCAN	CRO
	Ms. Nataša BAHAT	CRO

Golden Bear 2016

RESULTS

JUNIOR LADIES FREE SKATING

Pl.	Name	Nation	Total Segment Score
1	Starr ANDREWS	USA	108.75
2	Lisa LAGER	SWE	88.05
3	Ashley KIM	USA	84.38
4	Guia TAGLIAPIETRA	ITA	84.13
5	Lea DASTICH	GER	82.03
6	Chenny PAOLUCCI	ITA	81.27
7	Tina HELLEKEN	GER	80.82
8	Emma KIVIOJA	SWE	76.82
9	Daria JAKAB	HUN	74.91
10	Sophia SCHALLER	AUT	72.16
11	Ekin SAYGI	TUR	68.75
12	Hana CVIJANOVIC	CRO	68.43
13	Caya SCHEEPENS	NED	67.23
14	Nadjma MAHAMOUD	FRA	66.78
15	Cleo HAMON	FRA	66.25
16	Dora HUS	GER	64.93
17	Michela SACCHET	ITA	64.81
18	Greta LUPATELLI	ITA	64.05
19	Ginevra BARRA BAJETO	ITA	64.02
20	Stefanie FRANCESCHINI	ITA	63.18
21	Katarina KITAROVIC	CRO	61.18
22	Sara BOSCHIROLI	ITA	61.11
23	Violette IVANOFF	AUT	61.01
24	Mira BARATH	HUN	60.71
25	Nina POLŠAK	SLO	60.27
26	Tullia Maria TREVISAN	ITA	59.94
27	Paula MIKOLAJCZYK	GER	59.41
28	Matilde BATTAGIN	ITA	57.23
29	Kaja GRIL	SLO	57.20
30	Maruša UDRIH	SLO	55.68
31	Lara GUCEK	SLO	55.08
32	Joelle NASHEIM	AUT	54.81
33	Yuka KOYAMA	AUT	51.78
34	Anna TROGER	AUT	50.85
35	Pia OMOVŠEK	SLO	49.79
36	Britt VAN DE MEULEN	NED	49.04
37	Zona APOSTOLOVIC	SRB	47.47
38	Mihaela STIMAC ROJTINIC	CRO	46.33
39	Celine VAN DE HEUVEL	NED	45.19
40	Patricia SKOPANCIC	CRO	44.32
41	Claudia KRIZMANIC	CRO	29.12
42	Marta PILI	CRO	25.66
43	Klara KRMPOTIC	CRO	22.09
44	Timea MRSIC	CRO	19.77

JUNIOR LADIES

RESULT DETAILS SHORT PROGRAM

Pl.	Name	Nation	Total Segment Score =	Total Element Score +	Tot. Prog. Comp. Score * +	SS	TR	PE	CO	IN	Deduct. -
1	Starr ANDREWS	USA	63.27	37.27	26.00	6.67	6.08	6.75	6.58	6.42	0.00
2	Ashley KIM	USA	50.39	26.41	23.98	6.08	5.83	5.75	6.25	6.08	0.00
3	Lea DASTICH	GER	49.32	27.20	22.12	5.58	5.33	5.75	5.50	5.50	0.00
4	Ekin SAYGI	TUR	47.66	27.14	20.52	5.00	4.75	5.33	5.25	5.33	0.00
5	Lisa LAGER	SWE	47.28	27.00	20.28	4.92	4.83	5.17	5.17	5.25	0.00
6	Sara BOSCHIROLI	ITA	46.08	25.48	20.60	5.08	4.92	5.25	5.17	5.33	0.00
7	Matilde BATTAGIN	ITA	45.90	25.10	20.80	5.08	4.92	5.42	5.33	5.25	0.00
8	Nadjma MAHAMOUD	FRA	45.88	24.10	21.78	5.58	5.17	5.33	5.58	5.58	0.00
9	Guia TAGLIAPIETRA	ITA	42.64	22.50	20.14	5.08	4.67	5.00	5.17	5.25	0.00
10	Tina HELLEKEN	GER	41.81	23.13	19.68	5.17	4.67	4.67	5.00	5.08	1.00
11	Cleo HAMON	FRA	41.67	22.87	18.80	4.67	4.58	4.75	4.83	4.67	0.00
12	Chenny PAOLUCCI	ITA	41.31	23.23	19.08	4.75	4.42	4.83	4.92	4.92	1.00
13	Sophia SCHALLER	AUT	40.19	20.73	19.46	4.92	4.58	4.83	5.08	4.92	0.00
14	Katarina KITAROVIC	CRO	39.89	22.35	17.54	4.25	4.00	4.67	4.42	4.58	0.00
15	Ginevra BARRA BAJETO	ITA	39.76	21.08	19.68	4.67	4.67	5.08	5.00	5.17	1.00
16	Daria JAKAB	HUN	39.57	22.37	18.20	4.75	4.25	4.67	4.50	4.58	1.00
17	Dora HUS	GER	38.16	19.10	19.06	4.83	4.50	4.75	4.83	4.92	0.00
18	Emma KIVIOJA	SWE	36.95	19.19	18.76	4.67	4.42	4.67	4.75	4.92	1.00
19	Stefanie FRANCESCHINI	ITA	36.73	19.55	17.18	4.33	4.08	4.25	4.50	4.33	0.00
20	Hana CVIJANOVIC	CRO	36.45	20.47	15.98	4.08	3.75	4.08	4.00	4.08	0.00
21	Nina POLŠAK	SLO	36.40	19.54	16.86	4.08	3.92	4.33	4.25	4.50	0.00
22	Greta LUPATELLI	ITA	35.87	18.41	18.46	4.67	4.33	4.83	4.67	4.58	1.00
23	Maruša UDRIH	SLO	34.86	18.08	16.78	4.33	4.00	4.08	4.33	4.25	0.00
24	Yuka KOYAMA	AUT	34.73	18.55	16.18	4.08	4.00	4.00	4.08	4.08	0.00
25	Violette IVANOFF	AUT	34.46	16.84	17.62	4.42	4.17	4.50	4.42	4.50	0.00
26	Caya SCHEEPENS	NED	34.22	17.96	17.26	4.25	4.08	4.33	4.42	4.50	1.00
27	Kaja GRIL	SLO	33.11	17.59	15.52	3.83	3.67	3.83	4.00	4.08	0.00
28	Paula MIKOLAJCZYK	GER	32.85	15.17	17.68	4.50	4.17	4.33	4.67	4.42	0.00
29	Tullia Maria TREVISAN	ITA	32.71	15.23	18.48	4.67	4.50	4.58	4.67	4.67	1.00
30	Lara GUCEK	SLO	31.47	15.41	16.06	3.92	3.67	4.08	4.08	4.33	0.00

JUNIOR LADIES

RESULT DETAILS SHORT PROGRAM

Pl.	Name	Nation	Total Segment Score =	Total Element Score +	Tot. Prog. Comp. Score * +	SS	TR	PE	CO	IN	Deduct. -
31	Zona APOSTOLOVIC	SRB	30.72	15.26	15.46	3.83	3.58	3.92	3.83	4.17	0.00
32	Michela SACCHET	ITA	30.33	13.87	16.46	4.25	4.08	3.92	4.33	4.00	0.00
33	Mira BARATH	HUN	29.10	15.36	16.74	4.50	4.17	3.92	4.33	4.00	3.00
34	Joelle NASHEIM	AUT	28.81	14.35	14.46	3.58	3.50	3.58	3.75	3.67	0.00
35	Britt VAN DE MEULEN	NED	28.68	14.68	14.00	3.42	3.33	3.50	3.75	3.50	0.00
36	Anna TROGER	AUT	27.10	13.44	15.66	3.75	3.75	3.83	4.00	4.25	2.00
37	Pia OMOVŠEK	SLO	26.11	13.45	12.66	3.33	2.92	3.08	3.42	3.08	0.00
38	Patricia SKOPANCIC	CRO	26.09	12.65	14.44	3.58	3.33	3.58	3.83	3.75	1.00
39	Celine VAN DE HEUVEL	NED	25.14	12.14	13.00	3.33	3.17	3.08	3.42	3.25	0.00
40	Mihaela STIMAC ROJTINIC	CRO	24.37	13.69	11.68	2.75	2.92	2.92	2.92	3.08	1.00
41	Claudia KRIZMANIC	CRO	23.47	9.83	13.64	3.50	3.33	3.33	3.58	3.33	0.00
42	Marta PILI	CRO	14.90	5.58	10.32	2.58	2.50	2.58	2.42	2.83	1.00
43	Timea MRSIC	CRO	12.26	5.60	8.66	2.33	2.08	1.92	2.42	2.08	2.00
44	Klara KRMPOTIC	CRO	9.53	4.73	6.80	2.00	1.75	1.42	1.75	1.58	2.00

SS = Skating Skills

TR = Transitions

PE = Performance

CO = Composition

IN = Interpretation of the Music

* = factored score

Printed: 2.11.2016 18:49:35

Golden Bear 2016

JUNIOR LADIES FREE SKATING

JUDGES DETAILS PER SKATER

Rank	Name	Nation	Starting Number	Total Segment Score	Total Element Score	Program Score (factored)	Total Component Score (factored)	Total Deductions
1	Starr ANDREWS	USA	44	108.75	54.61		54.14	0.00

#	Executed Elements	Info	Base Value	GOE	J1	J2	J3	J4	J5	J6	J7	J8	J9	Ref	Scores of Panel
1	3S+3T+2T		10.00	0.47	0	0	1	1	1						10.47
2	2A		3.30	0.50	1	1	1	0	1						3.80
3	FCSp4		3.20	1.00	2	2	2	3	2						4.20
4	StSq3		3.30	0.83	1	2	2	2	1						4.13
5	2A+3T		8.36	x 0.23	0	0	1	1	0						8.59
6	2Lze	e	1.65	x -0.60	-2	-2	-1	-2	-2						1.05
7	1F		0.55	x -0.03	-1	-2	0	0	0						0.52
8	3Lo+2T		7.04	x 0.00	0	0	1	0	0						7.04
9	3Lo		5.61	x 0.70	1	1	2	1	0						6.31
10	CCoSp4		3.50	1.00	1	2	2	2	2						4.50
11	FCCoSp4		3.50	0.50	0	1	1	2	1						4.00
			50.01												54.61
	Program Components			Factor											
	Skating Skills			1.60	6.75	7.50	6.75	7.25	6.25						6.92
	Transitions			1.60	6.25	7.00	6.50	6.75	5.75						6.50
	Performance			1.60	6.50	6.75	6.75	6.75	6.25						6.67
	Composition			1.60	6.50	7.25	7.25	7.00	5.75						6.92
	Interpretation of the Music			1.60	6.75	7.25	7.00	6.75	6.00						6.83
	Judges Total Program Component Score (factored)														54.14

Deductions	0.00
-------------------	-------------

x Credit for highlight distribution, base value multiplied by 1.1 e Wrong edge

Rank	Name	Nation	Starting Number	Total Segment Score	Total Element Score	Program Score (factored)	Total Component Score (factored)	Total Deductions
2	Lisa LAGER	SWE	40	88.05	42.18		45.87	0.00

#	Executed Elements	Info	Base Value	GOE	J1	J2	J3	J4	J5	J6	J7	J8	J9	Ref	Scores of Panel
1	3F<	<	3.70	-1.63	-3	-3	-2	-2	-2						2.07
2	3S+2T		5.70	0.70	0	1	1	1	1						6.40
3	3T+2T		5.60	0.00	0	0	0	0	0						5.60
4	3T		4.30	-1.17	-2	-2	-2	-1	-1						3.13
5	3S		4.40	0.23	0	0	0	1	1						4.63
6	FCSp2		2.30	0.00	0	0	0	1	0						2.30
7	2A		3.63	x 0.00	0	0	1	0	0						3.63
8	StSq3		3.30	0.50	1	1	1	1	1						3.80
9	2Lze+1Lo+2F	e	4.29	x -0.50	-2	-2	-1	-2	-1						3.79
10	SSp4		2.50	0.33	0	-1	1	1	1						2.83
11	CCoSp4		3.50	0.50	1	1	1	1	1						4.00
			43.22												42.18
	Program Components			Factor											
	Skating Skills			1.60	5.75	5.50	5.75	6.00	5.50						5.67
	Transitions			1.60	5.75	5.00	5.00	6.00	5.50						5.42
	Performance			1.60	6.00	5.25	6.00	6.25	6.00						6.00
	Composition			1.60	6.00	5.75	5.75	6.25	5.75						5.83
	Interpretation of the Music			1.60	6.25	5.50	5.50	6.00	5.75						5.75
	Judges Total Program Component Score (factored)														45.87

Deductions	0.00
-------------------	-------------

< Under-rotated jump x Credit for highlight distribution, base value multiplied by 1.1 e Wrong edge

Golden Bear 2016

JUNIOR LADIES FREE SKATING

JUDGES DETAILS PER SKATER

Rank	Name	Nation	Starting Number	Total Segment Score	Total Element Score	Program Score (factored)	Total Component Score (factored)	Total Deductions
3	Ashley KIM	USA	43	84.38	37.11		48.27	1.00

#	Executed Elements	Info	Base Value	GOE	J1	J2	J3	J4	J5	J6	J7	J8	J9	Ref	Scores of Panel
1	3T		4.30	-2.10	-3	-3	-3	-3	-3						2.20
2	3T<+2T+2Lo	<	6.10	-0.47	-1	-1	-1	1	0						5.63
3	3Lo		5.10	0.70	1	1	2	1	0						5.80
4	FSSp4		3.00	0.00	0	0	0	1	0						3.00
5	3S+2T	x	6.27	0.47	0	1	1	0	1						6.74
6	A	x	0.00	0.00	-	-	-	-	-						0.00
7	StSq3		3.30	0.50	1	1	1	2	1						3.80
8	3S<	<	3.41	-1.17	-2	-2	-1	-1	-2						2.24
9	A	x	0.00	0.00	-	-	-	-	-						0.00
10	CCoSp4		3.50	0.50	0	1	1	2	1						4.00
11	LSp4		2.70	1.00	2	2	2	2	2						3.70
			37.68												37.11
	Program Components			Factor											
	Skating Skills			1.60	6.25	6.50	6.25	6.75	5.75						6.33
	Transitions			1.60	6.00	5.50	5.50	6.50	5.50						5.67
	Performance			1.60	5.50	5.50	5.50	6.50	6.25						5.75
	Composition			1.60	5.75	6.25	6.25	6.75	6.00						6.17
	Interpretation of the Music			1.60	6.25	6.25	6.00	7.00	6.25						6.25
	Judges Total Program Component Score (factored)														48.27

Deductions	Falls: -1.00	-1.00
-------------------	--------------	--------------

< Under-rotated jump x Credit for highlight distribution, base value multiplied by 1.1

Rank	Name	Nation	Starting Number	Total Segment Score	Total Element Score	Program Score (factored)	Total Component Score (factored)	Total Deductions
4	Guia TAGLIAPIETRA	ITA	36	84.13	37.19		46.94	0.00

#	Executed Elements	Info	Base Value	GOE	J1	J2	J3	J4	J5	J6	J7	J8	J9	Ref	Scores of Panel
1	3T+2T		5.60	0.70	1	1	1	1	1						6.30
2	3S		4.40	0.00	0	0	0	0	0						4.40
3	2A<	<	2.30	-0.67	-2	-1	-1	-1	-2						1.63
4	3S<<+SEQ+1T*	*	1.04	-0.60	-3	-3	-2	-3	-3						0.44
5	CCoSp4		3.50	1.00	1	2	2	3	2						4.50
6	StSq3		3.30	1.00	1	2	2	2	2						4.30
7	2Lz	x	2.31	0.00	0	0	0	0	0						2.31
8	2F+2T	x	3.52	0.00	0	0	0	0	1						3.52
9	2F	x	2.09	0.00	0	0	0	0	0						2.09
10	FCCoSp4		3.50	0.67	0	2	1	2	1						4.17
11	LSp4		2.70	0.83	1	2	2	2	1						3.53
			34.26												37.19
	Program Components			Factor											
	Skating Skills			1.60	5.75	5.75	5.75	6.00	5.50						5.75
	Transitions			1.60	5.50	5.50	5.50	6.00	5.25						5.50
	Performance			1.60	5.75	6.25	6.00	5.75	6.00						5.92
	Composition			1.60	6.00	6.00	6.00	6.25	6.00						6.00
	Interpretation of the Music			1.60	6.25	6.00	6.25	6.25	6.00						6.17
	Judges Total Program Component Score (factored)														46.94

Deductions		0.00
-------------------	--	-------------

< Under-rotated jump << Downgraded jump * Invalid element x Credit for highlight distribution, base value multiplied by 1.1

Golden Bear 2016

JUNIOR LADIES FREE SKATING

JUDGES DETAILS PER SKATER

Rank	Name	Nation	Starting Number	Total Segment Score	Total Element Score	Program Score (factored)	Total Component Score (factored)	Total Deductions
5	Lea DASTICH	GER	42	82.03	41.24		42.79	2.00

#	Executed Elements	Info	Base Value	GOE	J1	J2	J3	J4	J5	J6	J7	J8	J9	Ref	Scores of Panel
1	3Lz		6.00	-1.40	-2	-2	-3	-2	-2						4.60
2	3F		5.30	-2.10	-3	-3	-3	-3	-3						3.20
3	3Lz+2T		7.30	0.00	0	0	0	0	0						7.30
4	CCoSp4		3.50	0.00	0	0	0	0	0						3.50
5	StSq3		3.30	0.33	0	1	0	1	1						3.63
6	2A+3T		8.36	x -2.10	-3	-3	-3	-3	-3						6.26
7	1Lo		0.55	x -0.10	-1	-2	0	-1	-1						0.45
8	2F+1Lo+2S		4.07	x -0.30	-1	-1	0	-1	-1						3.77
9	LSp2		1.90	0.00	0	-1	0	0	0						1.90
10	2A		3.63	x 0.00	0	0	0	0	0						3.63
11	FSSp4		3.00	0.00	0	0	0	0	0						3.00
			46.91												41.24
Program Components			Factor												
Skating Skills			1.60			5.50	6.00	6.00	5.75	5.50					5.75
Transitions			1.60			5.00	5.00	5.00	5.50	5.00					5.00
Performance			1.60			5.00	5.50	5.50	5.50	5.00					5.33
Composition			1.60			5.25	5.50	5.50	5.25	5.25					5.33
Interpretation of the Music			1.60			5.00	5.50	5.25	5.25	5.50					5.33
Judges Total Program Component Score (factored)															42.79

Deductions	Falls: -2.00	-2.00
-------------------	--------------	--------------

x Credit for highlight distribution, base value multiplied by 1.1

Rank	Name	Nation	Starting Number	Total Segment Score	Total Element Score	Program Score (factored)	Total Component Score (factored)	Total Deductions
6	Chenny PAOLUCCI	ITA	33	81.27	39.80		41.47	0.00

#	Executed Elements	Info	Base Value	GOE	J1	J2	J3	J4	J5	J6	J7	J8	J9	Ref	Scores of Panel
1	2A+2A+SEQ		5.28	0.50	1	1	1	2	1						5.78
2	3S+2T		5.70	-0.23	0	0	0	-1	-1						5.47
3	LSp3		2.40	0.50	0	1	2	1	1						2.90
4	3T		4.30	0.00	0	0	0	1	0						4.30
5	2F		1.90	0.00	0	0	0	0	0						1.90
6	3S		4.40	0.00	0	0	0	0	0						4.40
7	3Lo<<	<<	1.98	x -0.60	-3	-2	-2	-2	-2						1.38
8	2Lz+2T+2T*	*	3.74	x 0.00	0	0	0	0	0						3.74
9	FCCoSp3		3.00	0.33	0	0	1	1	1						3.33
10	StSq2		2.60	0.00	0	0	1	0	0						2.60
11	CCoSp4		3.50	0.50	1	0	1	1	1						4.00
			38.80												39.80
Program Components			Factor												
Skating Skills			1.60			4.75	5.50	5.00	5.75	5.25					5.25
Transitions			1.60			4.75	3.75	4.75	5.00	5.00					4.83
Performance			1.60			5.25	4.50	5.50	5.50	5.50					5.42
Composition			1.60			5.00	4.75	5.25	5.25	5.50					5.17
Interpretation of the Music			1.60			5.50	4.50	5.25	5.00	5.50					5.25
Judges Total Program Component Score (factored)															41.47

Deductions		0.00
-------------------	--	-------------

<< Downgraded jump * Invalid element x Credit for highlight distribution, base value multiplied by 1.1

Golden Bear 2016

JUNIOR LADIES FREE SKATING

JUDGES DETAILS PER SKATER

Rank	Name	Nation	Starting Number	Total Segment Score	Total Element Score	Program Score (factored)	Total Component Score (factored)	Total Deductions
7	Tina HELLEKEN	GER	35	80.82	37.36		43.46	0.00

#	Executed Elements	Info	Base Value	GOE	J1	J2	J3	J4	J5	J6	J7	J8	J9	Ref	Scores of Panel
1	2A		3.30	0.50	1	1	1	1	1						3.80
2	3Lz+2T		7.30	-0.93	-2	-2	-1	1	-1						6.37
3	3T+2T		5.60	-0.23	0	-1	-2	0	0						5.37
4	1Lo		0.50	0.00	0	-1	0	0	0						0.50
5	CCoSp4		3.50	0.50	0	1	1	2	1						4.00
6	2F		2.09	x 0.30	0	1	1	1	1						2.39
7	2Lz+1Lo+2F		4.95	x 0.30	1	1	1	1	1						5.25
8	1A		1.21	x -0.40	-2	-2	-2	-2	-2						0.81
9	LSp3		2.40	0.00	0	0	0	1	0						2.40
10	StSq3		3.30	0.50	0	1	1	1	1						3.80
11	FCCoSp3V		2.50	0.17	0	1	0	1	0						2.67
			36.65												37.36
	Program Components			Factor											
	Skating Skills			1.60	5.50	5.50	5.50	6.25	5.50						5.50
	Transitions			1.60	5.25	5.00	4.75	5.50	5.25						5.17
	Performance			1.60	5.25	5.00	4.50	6.00	5.75						5.33
	Composition			1.60	5.50	5.50	5.00	6.00	5.75						5.58
	Interpretation of the Music			1.60	5.75	5.00	4.75	6.00	6.00						5.58
	Judges Total Program Component Score (factored)														43.46

Deductions	0.00
-------------------	-------------

x Credit for highlight distribution, base value multiplied by 1.1

Rank	Name	Nation	Starting Number	Total Segment Score	Total Element Score	Program Score (factored)	Total Component Score (factored)	Total Deductions
8	Emma KIVIOJA	SWE	27	76.82	36.22		41.60	1.00

#	Executed Elements	Info	Base Value	GOE	J1	J2	J3	J4	J5	J6	J7	J8	J9	Ref	Scores of Panel
1	3Lz<	!	4.20	-1.40	-2	-3	-2	-2	-1						2.80
2	3S+2T		5.70	0.00	0	0	1	0	0						5.70
3	2A<	<	2.30	-0.83	-2	-2	-2	-1	-1						1.47
4	LSp4		2.70	0.67	1	1	1	2	2						3.37
5	3F<+2T	<	5.00	-0.93	-2	-2	-1	-1	-1						4.07
6	StSq3		3.30	0.50	1	1	1	1	1						3.80
7	3S<<	<<	1.43	x -0.60	-3	-3	-3	-3	-3						0.83
8	2F		2.09	x 0.10	0	0	1	0	1						2.19
9	FCSp4		3.20	0.50	0	1	1	1	1						3.70
10	2Lz+1Lo+2S		4.29	x 0.00	0	0	0	0	0						4.29
11	CCoSp4		3.50	0.50	0	1	1	1	1						4.00
			37.71												36.22
	Program Components			Factor											
	Skating Skills			1.60	5.00	4.75	5.25	5.75	5.25						5.17
	Transitions			1.60	4.75	4.50	5.00	5.50	5.00						4.92
	Performance			1.60	4.75	5.00	5.50	5.50	5.50						5.33
	Composition			1.60	5.00	5.25	5.25	5.75	5.50						5.33
	Interpretation of the Music			1.60	5.00	4.75	5.25	6.00	5.50						5.25
	Judges Total Program Component Score (factored)														41.60

Deductions	Falls: -1.00	-1.00
-------------------	--------------	--------------

< Under-rotated jump << Downgraded jump x Credit for highlight distribution, base value multiplied by 1.1 ! Not clear edge

Golden Bear 2016

JUNIOR LADIES FREE SKATING

JUDGES DETAILS PER SKATER

Rank	Name	Nation	Starting Number	Total Segment Score	Total Element Score	Program Score (factored)	Total Component Score (factored)	Total Deductions
9	Daria JAKAB	HUN	29	74.91	36.38		38.53	0.00

#	Executed Elements	Info	Base Value	GOE	J1	J2	J3	J4	J5	J6	J7	J8	J9	Ref	Scores of Panel
1	FCSSp3		2.60	0.00	0	0	0	0	1						2.60
2	3S		4.40	-1.63	-2	-2	-3	-3	-2						2.77
3	2A		3.30	0.00	0	0	0	0	0						3.30
4	3S+2T		5.70	0.00	0	1	0	0	0						5.70
5	2A		3.63	x 0.00	0	0	0	0	0						3.63
6	CCoSp4		3.50	0.50	0	1	1	1	1						4.00
7	2Lz+1Lo<+2S	<	4.18	x -0.30	-1	-1	-1	-1	-1						3.88
8	2F+2T<	<	3.08	x -0.60	-3	-2	-2	-1	-2						2.48
9	StSq3		3.30	0.17	0	1	0	1	0						3.47
10	2Lo		1.98	x 0.00	0	0	0	0	0						1.98
11	LSp3		2.40	0.17	0	0	1	1	0						2.57
			38.07												36.38
Program Components				Factor											
Skating Skills				1.60	4.50	5.25	4.50	5.25	5.00						4.92
Transitions				1.60	4.25	4.75	4.25	5.00	4.50						4.50
Performance				1.60	4.50	5.00	5.00	5.00	5.00						5.00
Composition				1.60	4.25	5.50	4.75	5.00	4.75						4.83
Interpretation of the Music				1.60	4.50	5.25	5.00	4.75	4.75						4.83
Judges Total Program Component Score (factored)															38.53

Deductions	0.00
-------------------	-------------

< Under-rotated jump x Credit for highlight distribution, base value multiplied by 1.1

Rank	Name	Nation	Starting Number	Total Segment Score	Total Element Score	Program Score (factored)	Total Component Score (factored)	Total Deductions
10	Sophia SCHALLER	AUT	32	72.16	35.15		38.01	1.00

#	Executed Elements	Info	Base Value	GOE	J1	J2	J3	J4	J5	J6	J7	J8	J9	Ref	Scores of Panel
1	3T+2T		5.60	-1.17	-2	-2	-1	-1	-2						4.43
2	3S+2T		5.70	0.00	0	0	0	0	-1						5.70
3	3T<	<	3.00	-2.10	-3	-3	-3	-3	-3						0.90
4	CCSp4		3.20	0.00	0	0	0	1	0						3.20
5	2A		3.63	x 0.50	1	1	1	1	1						4.13
6	1A		1.21	x 0.00	0	0	0	0	0						1.21
7	2Lz		2.31	x 0.00	0	0	0	0	0						2.31
8	CCoSp4		3.50	0.00	0	0	1	0	0						3.50
9	2Lz+1Lo<<+2S	<<	3.74	x -0.60	-2	-2	-2	-2	-2						3.14
10	StSq3		3.30	0.33	0	1	1	1	0						3.63
11	FCCoSp3		3.00	0.00	0	-1	0	0	0						3.00
			38.19												35.15
Program Components				Factor											
Skating Skills				1.60	4.50	4.50	5.25	5.25	4.50						4.75
Transitions				1.60	4.25	4.25	4.75	5.25	4.25						4.42
Performance				1.60	4.50	4.75	5.00	5.00	4.50						4.75
Composition				1.60	4.50	5.00	5.00	5.00	4.75						4.92
Interpretation of the Music				1.60	4.50	4.75	5.25	5.25	4.75						4.92
Judges Total Program Component Score (factored)															38.01

Deductions	Falls: -1.00	-1.00
-------------------	--------------	--------------

< Under-rotated jump << Downgraded jump x Credit for highlight distribution, base value multiplied by 1.1

Golden Bear 2016

JUNIOR LADIES FREE SKATING

JUDGES DETAILS PER SKATER

Rank	Name	Nation	Starting Number	Total Segment Score	Total Element Score	Program Score (factored)	Total Component Score (factored)	Total Deductions
11	Ekin SAYGI	TUR	41	68.75	30.29		39.46	1.00

#	Executed Elements	Info	Base Value	GOE	J1	J2	J3	J4	J5	J6	J7	J8	J9	Ref	Scores of Panel
1	3S<+2T	<	4.40	-0.93	-1	-1	-2	-1	-2						3.47
2	3Lo<	<	3.60	-0.93	-2	-1	-2	-1	-1						2.67
3	3Lo<+REP	<	2.52	-2.10	-3	-3	-3	-3	-3						0.42
4	2A		3.30	0.17	0	1	1	0	0						3.47
5	FCCoSp4		3.50	0.50	0	1	1	1	1						4.00
6	S	x	0.00	0.00	-	-	-	-	-						0.00
7	LSp3		2.40	-0.30	-1	-1	-1	0	-1						2.10
8	2F	x	2.09	0.00	0	0	0	0	0						2.09
9	2Lz+2Lo+2Lo	x	6.27	0.00	0	0	0	0	0						6.27
10	StSq3		3.30	0.50	1	1	0	1	1						3.80
11	CCoSp2V		2.00	0.00	0	0	0	0	0						2.00
			33.38												30.29
Program Components				Factor											
Skating Skills				1.60	4.75	5.25	5.00	5.50	5.00						5.08
Transitions				1.60	4.50	3.75	2.00	5.25	4.75						4.33
Performance				1.60	4.75	4.75	4.25	5.00	5.00						4.83
Composition				1.60	5.00	5.50	4.75	5.25	5.25						5.17
Interpretation of the Music				1.60	5.00	5.50	4.75	5.50	5.25						5.25
Judges Total Program Component Score (factored)															39.46

Deductions	Falls: -1.00	-1.00
-------------------	--------------	--------------

< Under-rotated jump x Credit for highlight distribution, base value multiplied by 1.1 REP Jump repetition

Rank	Name	Nation	Starting Number	Total Segment Score	Total Element Score	Program Score (factored)	Total Component Score (factored)	Total Deductions
12	Hana CVIJANOVIC	CRO	25	68.43	33.62		34.81	0.00

#	Executed Elements	Info	Base Value	GOE	J1	J2	J3	J4	J5	J6	J7	J8	J9	Ref	Scores of Panel
1	2A+2T		4.60	-0.33	0	0	-1	-1	-1						4.27
2	3S<	<	3.10	-0.93	-2	-2	-1	-1	-1						2.17
3	FCCoSp4		3.50	0.00	0	0	0	0	1						3.50
4	StSq2		2.60	0.00	0	0	0	-1	1						2.60
5	2A		3.30	-0.50	-1	-1	-1	-1	-1						2.80
6	FSSp4		3.00	0.00	0	0	0	0	1						3.00
7	2Lz+2T	x	3.74	0.00	0	0	0	0	0						3.74
8	2F+2Lo	x	4.07	-0.60	-2	-2	-2	-2	-2						3.47
9	2Lz	x	2.31	0.00	0	0	0	0	0						2.31
10	2F	x	2.09	0.00	0	0	0	0	0						2.09
11	CCoSp4		3.50	0.17	0	0	0	1	1						3.67
			35.81												33.62
Program Components				Factor											
Skating Skills				1.60	3.75	4.50	4.25	4.50	4.50						4.42
Transitions				1.60	3.75	4.25	4.25	4.25	4.25						4.25
Performance				1.60	4.25	4.25	4.50	4.50	4.50						4.42
Composition				1.60	4.25	4.75	4.25	4.00	4.75						4.42
Interpretation of the Music				1.60	4.00	4.25	4.50	4.00	4.75						4.25
Judges Total Program Component Score (factored)															34.81

Deductions		0.00
-------------------	--	-------------

< Under-rotated jump x Credit for highlight distribution, base value multiplied by 1.1

Golden Bear 2016

JUNIOR LADIES FREE SKATING

JUDGES DETAILS PER SKATER

Rank	Name	Nation	Starting Number	Total Segment Score	Total Element Score	Program Score (factored)	Total Component Score (factored)	Total Deductions
13	Caya SCHEEPENS	NED	19	67.23	31.77		35.46	0.00

#	Executed Elements	Info	Base Value	GOE	J1	J2	J3	J4	J5	J6	J7	J8	J9	Ref	Scores of Panel
1	2A		3.30	0.33	1	1	1	0	0						3.63
2	2S		1.30	0.00	0	0	0	0	1						1.30
3	2A		3.30	0.17	0	1	1	0	0						3.47
4	LSp4		2.70	0.50	1	1	1	1	1						3.20
5	2F+1Lo	!	2.40	-0.30	-1	-1	0	-1	-1						2.10
6	1Lz		0.66	x -0.17	-3	-2	-1	-1	-2						0.49
7	2Lz+2T+1Lo		4.29	x 0.00	0	0	0	0	0						4.29
8	FCSp3		2.80	0.00	0	0	0	0	0						2.80
9	StSq3		3.30	0.17	0	0	1	-1	1						3.47
10	2F+2T		3.52	x 0.00	0	0	0	0	0						3.52
11	CCoSp4		3.50	0.00	0	0	-1	0	0						3.50
			31.07												31.77
Program Components				Factor											
Skating Skills				1.60	4.25	5.00	3.75	4.50	4.75						4.50
Transitions				1.60	3.75	4.00	4.00	4.25	4.50						4.08
Performance				1.60	4.00	4.50	4.25	4.75	5.00						4.50
Composition				1.60	4.00	4.75	4.50	4.50	5.00						4.58
Interpretation of the Music				1.60	4.25	4.75	4.50	4.25	5.00						4.50
Judges Total Program Component Score (factored)															35.46

Deductions	0.00
-------------------	-------------

x Credit for highlight distribution, base value multiplied by 1.1 ! Not clear edge

Rank	Name	Nation	Starting Number	Total Segment Score	Total Element Score	Program Score (factored)	Total Component Score (factored)	Total Deductions
14	Nadjma MAHAMOUD	FRA	37	66.78	28.72		41.06	3.00

#	Executed Elements	Info	Base Value	GOE	J1	J2	J3	J4	J5	J6	J7	J8	J9	Ref	Scores of Panel
1	3Lo		5.10	-1.87	-3	-2	-2	-3	-3						3.23
2	3T+2T		5.60	0.93	1	2	2	1	1						6.53
3	3S		4.40	0.23	1	0	1	0	0						4.63
4	CCoSp4		3.50	0.33	0	1	1	1	0						3.83
5	2Lo		1.98	x 0.30	1	0	1	1	1						2.28
6	3S<+REP	<	2.39	x -2.10	-3	-3	-3	-3	-3						0.29
7	FCCoSp3		3.00	0.00	0	0	0	0	0						3.00
8	LSp2		1.90	0.33	0	1	1	1	0						2.23
9	StSq1		1.80	0.00	-1	0	0	0	0						1.80
10	3T<	<	3.00	-2.10	-3	-3	-3	-3	-3						0.90
			32.67												28.72
Program Components				Factor											
Skating Skills				1.60	5.75	5.50	6.00	5.50	5.25						5.58
Transitions				1.60	4.75	4.50	5.25	4.50	5.00						4.75
Performance				1.60	5.00	4.75	5.25	5.00	5.25						5.08
Composition				1.60	5.25	5.25	5.50	5.00	5.25						5.25
Interpretation of the Music				1.60	4.75	5.00	5.75	4.75	5.25						5.00
Judges Total Program Component Score (factored)															41.06

Deductions	Falls: -3.00	-3.00
-------------------	--------------	--------------

< Under-rotated jump x Credit for highlight distribution, base value multiplied by 1.1 REP Jump repetition

Golden Bear 2016

JUNIOR LADIES FREE SKATING

JUDGES DETAILS PER SKATER

Rank	Name	Nation	Starting Number	Total Segment Score	Total Element Score	Program Score (factored)	Total Component Score (factored)	Total Deductions
15	Cleo HAMON	FRA	34	66.25	30.52		37.73	2.00

#	Executed Elements	Info	Base Value	GOE	J1	J2	J3	J4	J5	J6	J7	J8	J9	Ref	Scores of Panel	
1	3T+2T		5.60	0.00	0	0	0	0	0						5.60	
2	3S		4.40	-2.10	-3	-3	-3	-3	-3						2.30	
3	1T		0.40	-0.03	-1	-1	0	0	0						0.37	
4	CCoSp3		3.00	0.17	0	0	1	0	1						3.17	
5	2A		3.30	-1.50	-3	-3	-3	-3	-3						1.80	
6	2A+2T	x	5.06	0.00	0	0	0	0	-1						5.06	
7	FCSp2		2.30	0.00	0	0	0	0	0						2.30	
8	2Lz	x	2.31	0.00	0	0	0	0	0						2.31	
9	LSp4		2.70	0.00	0	0	0	0	0						2.70	
10	StSq2		2.60	0.00	0	0	0	0	0						2.60	
11	2Lz	x	2.31	0.00	0	0	0	0	0						2.31	
			33.98												30.52	
Program Components				Factor												
Skating Skills				1.60	4.50	5.00	4.75	5.00	5.00							4.92
Transitions				1.60	4.50	4.75	3.75	4.50	4.50							4.50
Performance				1.60	4.50	4.50	4.25	4.75	5.00							4.58
Composition				1.60	4.75	5.25	4.75	4.75	4.75							4.75
Interpretation of the Music				1.60	4.75	5.00	4.50	4.75	5.00							4.83
Judges Total Program Component Score (factored)																37.73

Deductions	Falls: -2.00	-2.00
-------------------	--------------	--------------

x Credit for highlight distribution, base value multiplied by 1.1

Rank	Name	Nation	Starting Number	Total Segment Score	Total Element Score	Program Score (factored)	Total Component Score (factored)	Total Deductions
16	Dora HUS	GER	28	64.93	27.86		39.07	2.00

#	Executed Elements	Info	Base Value	GOE	J1	J2	J3	J4	J5	J6	J7	J8	J9	Ref	Scores of Panel	
1	2A		3.30	0.83	2	1	2	2	1						4.13	
2	3Lo<	<	3.60	-1.87	-3	-2	-2	-3	-3						1.73	
3	1T		0.40	-0.17	-3	-2	0	-1	-2						0.23	
4	FCSp2		2.30	0.50	0	1	1	1	1						2.80	
5	3Lo+REP		3.57	-2.10	-3	-3	-3	-3	-3						1.47	
6	3T<	<	3.00	-2.10	-3	-3	-3	-3	-3						0.90	
7	3S	x	4.84	-0.47	-1	-1	-1	0	0						4.37	
8	2A+2T	x	5.06	0.50	1	2	1	1	0						5.56	
9	LSp2		1.90	0.00	0	0	0	0	0						1.90	
10	StSq2		2.60	0.17	0	0	0	1	1						2.77	
11	CCoSp1		2.00	0.00	-1	0	0	0	0						2.00	
			32.57												27.86	
Program Components				Factor												
Skating Skills				1.60	4.75	5.25	5.00	5.50	5.25							5.17
Transitions				1.60	4.00	4.75	4.00	4.75	4.75							4.50
Performance				1.60	4.25	5.00	4.25	5.00	5.00							4.75
Composition				1.60	4.50	5.25	4.75	5.25	5.25							5.08
Interpretation of the Music				1.60	4.50	4.75	4.75	5.25	5.25							4.92
Judges Total Program Component Score (factored)																39.07

Deductions	Falls: -2.00	-2.00
-------------------	--------------	--------------

< Under-rotated jump x Credit for highlight distribution, base value multiplied by 1.1 REP Jump repetition

Golden Bear 2016

JUNIOR LADIES FREE SKATING

JUDGES DETAILS PER SKATER

Rank	Name	Nation	Starting Number	Total Segment Score	Total Element Score	Program Score (factored)	Total Component Score (factored)	Total Deductions
17	Michela SACCHET	ITA	13	64.81	31.20		33.61	0.00

#	Executed Elements	Info	Base Value	GOE	J1	J2	J3	J4	J5	J6	J7	J8	J9	Ref	Scores of Panel
1	2A+1Lo+2S		5.10	0.00	0	0	0	0	-1						5.10
2	3S<<	<<	1.30	-0.60	-3	-3	-3	-3	-3						0.70
3	1S		0.40	-0.10	-1	-1	0	-1	-1						0.30
4	FCCoSp4		3.50	0.00	0	0	0	0	0						3.50
5	StSq3		3.30	0.00	0	0	0	0	0						3.30
6	2A+2T		5.06	x 0.00	0	0	0	0	0						5.06
7	2Lz+2T	!	3.74	x -0.20	-1	-1	0	0	-1						3.54
8	2F		2.09	x 0.10	0	1	1	0	0						2.19
9	2Lz	!	2.31	x -0.20	-1	-1	0	0	-1						2.11
10	CCoSp4		3.50	0.00	0	0	0	1	0						3.50
11	LSp2		1.90	0.00	0	0	0	1	0						1.90
			32.20												31.20
Program Components				Factor											
Skating Skills				1.60	4.00	4.50	4.50	5.00	4.25						4.42
Transitions				1.60	3.75	4.00	4.00	4.50	3.75						3.92
Performance				1.60	4.00	3.50	4.25	5.00	4.25						4.17
Composition				1.60	4.00	4.25	4.75	4.75	4.00						4.33
Interpretation of the Music				1.60	4.25	4.00	4.50	4.25	4.00						4.17
Judges Total Program Component Score (factored)															33.61

Deductions	0.00
-------------------	-------------

<< Downgraded jump x Credit for highlight distribution, base value multiplied by 1.1 ! Not clear edge

Rank	Name	Nation	Starting Number	Total Segment Score	Total Element Score	Program Score (factored)	Total Component Score (factored)	Total Deductions
18	Greta LUPATELLI	ITA	23	64.05	28.91		36.14	1.00

#	Executed Elements	Info	Base Value	GOE	J1	J2	J3	J4	J5	J6	J7	J8	J9	Ref	Scores of Panel
1	3S<<	<<	1.30	-0.60	-3	-3	-3	-3	-3						0.70
2	2A		3.30	0.00	0	1	0	0	0						3.30
3	CCoSp4		3.50	0.00	0	-1	1	0	0						3.50
4	3S<<+REP	<<	0.91	-0.40	-3	-2	-1	-2	-2						0.51
5	2F		1.90	0.00	0	0	0	0	0						1.90
6	2A		3.63	x 0.00	0	0	0	0	0						3.63
7	2Lze+2Lo	e	3.63	x -0.60	-2	-2	-1	-2	-2						3.03
8	FCCoSp4		3.50	-0.40	0	-1	-2	-1	-2						3.10
9	StSq2		2.60	0.17	0	0	0	1	1						2.77
10	2F+1Lo+2S		4.07	x 0.00	0	0	0	0	0						4.07
11	LSp3		2.40	0.00	0	0	0	0	0						2.40
			30.74												28.91
Program Components				Factor											
Skating Skills				1.60	4.50	4.00	4.50	5.00	4.75						4.58
Transitions				1.60	4.25	3.75	4.25	4.75	4.75						4.42
Performance				1.60	4.50	3.75	4.50	4.50	5.00						4.50
Composition				1.60	4.50	4.00	4.50	5.00	5.00						4.67
Interpretation of the Music				1.60	4.50	4.00	4.25	4.50	5.25						4.42
Judges Total Program Component Score (factored)															36.14

Deductions	Falls: -1.00	-1.00
-------------------	--------------	--------------

<< Downgraded jump x Credit for highlight distribution, base value multiplied by 1.1 e Wrong edge REP Jump repetition

Golden Bear 2016

JUNIOR LADIES FREE SKATING

JUDGES DETAILS PER SKATER

Rank	Name	Nation	Starting Number	Total Segment Score	Total Element Score	Total Program Score (factored)	Total Component Score (factored)	Total Deductions
19	Ginevra BARRA BAJETO	ITA	30	64.02	27.95		37.07	1.00

#	Executed Elements	Info	Base Value	GOE	J1	J2	J3	J4	J5	J6	J7	J8	J9	Ref	Scores of Panel
1	2Lo		1.80	0.00	0	0	0	-1	0						1.80
2	2F+2T		3.20	0.30	1	0	1	1	1						3.50
3	2A<	<	2.30	-0.83	-3	-2	-2	-1	-1						1.47
4	3S<<	<<	1.30	-0.60	-3	-3	-3	-3	-3						0.70
5	LSp3		2.40	0.50	1	1	1	1	1						2.90
6	2F+1Lo+2S		4.07	x 0.00	0	0	0	0	0						4.07
7	2A<	<	2.53	x -1.33	-3	-2	-3	-2	-3						1.20
8	FCSp3		2.80	0.00	0	0	0	0	0						2.80
9	StSq2		2.60	0.50	1	1	1	1	1						3.10
10	2Lo+2T		3.41	x 0.00	0	0	1	0	0						3.41
11	CCoSp3		3.00	0.00	0	0	0	0	0						3.00
			29.41												27.95
Program Components				Factor											
Skating Skills				1.60	4.50	4.50	4.50	4.75	4.75						4.58
Transitions				1.60	4.50	4.25	4.25	4.25	4.25						4.25
Performance				1.60	4.50	4.50	4.50	5.00	5.00						4.67
Composition				1.60	4.75	4.75	5.00	4.50	4.75						4.75
Interpretation of the Music				1.60	4.75	4.50	5.25	5.00	5.00						4.92
Judges Total Program Component Score (factored)															37.07

Deductions	Falls: -1.00	-1.00
-------------------	--------------	--------------

< Under-rotated jump << Downgraded jump x Credit for highlight distribution, base value multiplied by 1.1

Rank	Name	Nation	Starting Number	Total Segment Score	Total Element Score	Total Program Score (factored)	Total Component Score (factored)	Total Deductions
20	Stefanie FRANCESCHINI	ITA	26	63.18	28.38		36.80	2.00

#	Executed Elements	Info	Base Value	GOE	J1	J2	J3	J4	J5	J6	J7	J8	J9	Ref	Scores of Panel
1	2Lo		1.80	0.30	0	1	1	1	1						2.10
2	2A<	<	2.30	-1.50	-3	-3	-3	-3	-3						0.80
3	LSp4		2.70	0.50	0	1	1	2	1						3.20
4	2Lz		2.10	-0.50	-3	-2	-2	-1	-1						1.60
5	2F+1Lo+2S		3.70	0.20	0	1	0	1	1						3.90
6	2F		1.90	0.00	0	0	0	0	0						1.90
7	FCSp3		2.80	0.00	0	1	0	0	0						2.80
8	2Lz+2T	!	3.74	x 0.00	-1	0	0	0	0						3.74
9	2Lo+2T		3.41	x 0.00	0	0	1	0	0						3.41
10	CCoSp4		3.50	0.33	0	0	1	1	1						3.83
11	StSq2		2.60	-1.50	-3	-3	-3	-3	-3						1.10
			30.55												28.38
Program Components				Factor											
Skating Skills				1.60	4.00	5.00	4.50	5.00	4.50						4.67
Transitions				1.60	3.75	4.25	4.25	4.75	4.25						4.25
Performance				1.60	4.00	4.50	4.25	4.75	4.50						4.42
Composition				1.60	4.25	5.25	4.75	5.00	4.75						4.83
Interpretation of the Music				1.60	4.00	5.00	4.75	5.25	4.75						4.83
Judges Total Program Component Score (factored)															36.80

Deductions	Falls: -2.00	-2.00
-------------------	--------------	--------------

< Under-rotated jump x Credit for highlight distribution, base value multiplied by 1.1 ! Not clear edge

Golden Bear 2016

JUNIOR LADIES FREE SKATING

JUDGES DETAILS PER SKATER

Rank	Name	Nation	Starting Number	Total Segment Score	Total Element Score	Program Score (factored)	Total Component Score (factored)	Total Deductions
21	Katarina KITAROVIC	CRO	31	61.18	28.04		34.14	1.00

#	Executed Elements	Info	Base Value	GOE	J1	J2	J3	J4	J5	J6	J7	J8	J9	Ref	Scores of Panel
1	2A		3.30	-0.50	-1	-1	-1	-1	-1						2.80
2	3S<<	<<	1.30	-0.60	-3	-3	-3	-3	-3						0.70
3	2Lz		2.10	0.00	0	0	0	0	0						2.10
4	2F		1.90	0.00	0	0	0	0	0						1.90
5	CCoSp3		3.00	0.00	0	0	0	1	0						3.00
6	2A+2T<<	<<	4.07	x -1.00	-2	-2	-3	-2	-2						3.07
7	2F+2Lo		4.07	x -0.30	-1	-1	-2	-1	-1						3.77
8	2Lz+2T<	<	3.30	x -0.40	-1	-2	-2	-1	-1						2.90
9	LSp3		2.40	-0.20	-1	-1	-1	0	0						2.20
10	StSq2		2.60	0.00	0	0	0	1	0						2.60
11	FCSSp4		3.00	0.00	0	0	0	0	0						3.00
			31.04												28.04
Program Components				Factor											
Skating Skills				1.60	4.00	4.50	4.25	5.00	4.50						4.42
Transitions				1.60	4.00	4.00	3.75	4.75	4.25						4.08
Performance				1.60	3.75	3.75	3.50	4.75	4.50						4.00
Composition				1.60	4.00	4.50	4.25	4.75	4.50						4.42
Interpretation of the Music				1.60	3.75	4.50	4.00	5.00	4.75						4.42
Judges Total Program Component Score (factored)															34.14

Deductions	Falls: -1.00	-1.00
-------------------	--------------	--------------

< Under-rotated jump << Downgraded jump x Credit for highlight distribution, base value multiplied by 1.1

Rank	Name	Nation	Starting Number	Total Segment Score	Total Element Score	Program Score (factored)	Total Component Score (factored)	Total Deductions
22	Sara BOSCHIROLI	ITA	39	61.11	22.91		39.20	1.00

#	Executed Elements	Info	Base Value	GOE	J1	J2	J3	J4	J5	J6	J7	J8	J9	Ref	Scores of Panel
1	3T<<	<<	1.30	-0.60	-3	-3	-3	-3	-3						0.70
2	1A		1.10	0.13	0	0	1	1	1						1.23
3	3S		4.40	-2.10	-3	-3	-3	-3	-3						2.30
4	FCCoSp3		3.00	0.00	0	0	1	0	0						3.00
5	1A		1.21	x 0.00	-1	0	0	0	1						1.21
6	3S+REP		3.39	x -1.40	-3	-2	-2	-2	-2						1.99
7	2F		2.09	x 0.00	0	0	0	0	0						2.09
8	StSq3		3.30	0.17	0	1	0	1	0						3.47
9	1F		0.55	x -0.03	-1	-1	0	0	0						0.52
10	CCoSp4		3.50	0.00	0	0	0	0	0						3.50
11	LSp3		2.40	0.50	1	1	1	1	0						2.90
			26.24												22.91
Program Components				Factor											
Skating Skills				1.60	5.00	4.50	5.00	5.50	5.50						5.17
Transitions				1.60	4.75	3.75	4.50	5.25	5.25						4.83
Performance				1.60	4.50	4.00	3.75	5.00	5.00						4.50
Composition				1.60	5.00	4.75	4.75	5.50	5.25						5.00
Interpretation of the Music				1.60	5.25	4.50	4.25	5.25	5.25						5.00
Judges Total Program Component Score (factored)															39.20

Deductions	Falls: -1.00	-1.00
-------------------	--------------	--------------

<< Downgraded jump x Credit for highlight distribution, base value multiplied by 1.1 REP Jump repetition

Golden Bear 2016

JUNIOR LADIES FREE SKATING

JUDGES DETAILS PER SKATER

Rank	Name	Nation	Starting Number	Total Segment Score	Total Element Score	Program Score (factored)	Total Component Score (factored)	Total Deductions
23	Violette IVANOFF	AUT	20	61.01	27.54		33.47	0.00

#	Executed Elements	Info	Base Value	GOE	J1	J2	J3	J4	J5	J6	J7	J8	J9	Ref	Scores of Panel
1	3T<	<	3.00	-1.40	-2	-2	-1	-2	-2						1.60
2	2A+1Lo+2S		5.10	-0.50	-1	-1	-1	-1	-2						4.60
3	2A		3.30	-0.50	-1	-1	-1	-1	-2						2.80
4	CCSp3		2.80	-0.20	-1	-2	0	0	-1						2.60
5	2Lz+2T		3.40	-0.30	-1	-1	-1	-1	0						3.10
6	2F+2T		3.52	x -0.40	-2	-1	-1	-2	0						3.12
7	2F		2.09	x 0.00	0	0	0	0	1						2.09
8	FCCoSp3V		2.50	-0.10	0	-1	0	-1	0						2.40
9	1Lz		0.66	x -0.03	-1	-1	0	0	0						0.63
10	CCoSp2		2.50	-0.50	-2	-2	0	-1	-2						2.00
11	StSq2		2.60	0.00	0	0	0	0	0						2.60
			31.47												27.54
	Program Components			Factor											
	Skating Skills			1.60	4.25	4.00	4.25	4.50	4.50						4.33
	Transitions			1.60	4.00	3.75	4.00	4.25	4.25						4.08
	Performance			1.60	3.75	3.50	4.00	4.00	4.50						3.92
	Composition			1.60	4.00	4.50	4.50	4.25	4.50						4.42
	Interpretation of the Music			1.60	4.25	4.00	4.25	4.00	4.50						4.17
	Judges Total Program Component Score (factored)														33.47

Deductions	0.00
-------------------	-------------

< Under-rotated jump x Credit for highlight distribution, base value multiplied by 1.1

Rank	Name	Nation	Starting Number	Total Segment Score	Total Element Score	Program Score (factored)	Total Component Score (factored)	Total Deductions
24	Mira BARATH	HUN	12	60.71	27.51		33.20	0.00

#	Executed Elements	Info	Base Value	GOE	J1	J2	J3	J4	J5	J6	J7	J8	J9	Ref	Scores of Panel
1	2A		3.30	-0.67	-1	-1	-2	-1	-2						2.63
2	2A+2T		4.60	0.00	0	0	0	0	-1						4.60
3	3Lo<<	<<	1.80	-0.60	-3	-2	-2	-2	-2						1.20
4	FCCoSp4		3.50	0.00	0	0	0	0	0						3.50
5	2F+1Lo+2S		4.07	x 0.00	0	1	0	0	0						4.07
6	2Lo		1.98	x 0.00	0	0	0	0	0						1.98
7	2Lz		2.31	x 0.20	0	1	1	1	0						2.51
8	CCoSp3		3.00	0.00	0	0	0	1	0						3.00
9	StSq1		1.80	0.00	0	0	0	0	0						1.80
10	1F		0.55	x -0.03	0	-1	0	0	-1						0.52
11	LSp2		1.90	-0.20	-1	-1	1	0	-2						1.70
			28.81												27.51
	Program Components			Factor											
	Skating Skills			1.60	3.75	4.50	4.25	4.50	4.25						4.33
	Transitions			1.60	3.50	4.00	4.00	4.25	3.75						3.92
	Performance			1.60	3.50	4.00	4.25	4.50	4.25						4.17
	Composition			1.60	3.75	4.50	4.25	4.25	4.25						4.25
	Interpretation of the Music			1.60	3.75	4.25	4.00	4.00	4.25						4.08
	Judges Total Program Component Score (factored)														33.20

Deductions	0.00
-------------------	-------------

<< Downgraded jump x Credit for highlight distribution, base value multiplied by 1.1

Golden Bear 2016

JUNIOR LADIES FREE SKATING

JUDGES DETAILS PER SKATER

Rank	Name	Nation	Starting Number	Total Segment Score	Total Element Score	Program Score (factored)	Total Component Score (factored)	Total Deductions
25	Nina POLŠAK	SLO	24	60.27	27.67		33.60	1.00

#	Executed Elements	Info	Base Value	GOE	J1	J2	J3	J4	J5	J6	J7	J8	J9	Ref	Scores of Panel
1	2A		3.30	-1.00	-2	-2	-2	-3	-2						2.30
2	2Lo		1.80	-0.90	-3	-3	-3	-3	-3						0.90
3	2Lz+2T		3.40	0.30	1	1	2	1	1						3.70
4	LSp1		1.50	-0.20	0	-1	-1	-1	0						1.30
5	1A<<	<<	0.00	x 0.00	-	-	-	-	-						0.00
6	2F+2T		3.52	x 0.20	0	1	1	0	1						3.72
7	FCCoSp4		3.50	0.00	0	0	0	1	0						3.50
8	StSq2		2.60	0.00	0	0	0	0	1						2.60
9	2Lz		2.31	x 0.20	0	1	1	0	1						2.51
10	2F+1Lo+2S		4.07	x -0.60	-2	-2	-2	-3	-1						3.47
11	CCoSp4		3.50	0.17	0	0	0	1	1						3.67
			29.50												27.67
Program Components			Factor												
Skating Skills			1.60			3.75	3.75	4.25	4.50	4.75					4.17
Transitions			1.60			3.50	3.75	4.00	4.25	4.25					4.00
Performance			1.60			3.75	4.00	4.25	4.25	4.75					4.17
Composition			1.60			4.00	4.25	4.25	4.50	4.75					4.33
Interpretation of the Music			1.60			4.00	4.00	4.25	4.75	4.75					4.33
Judges Total Program Component Score (factored)															33.60

Deductions	Falls: -1.00	-1.00
-------------------	--------------	--------------

<< Downgraded jump x Credit for highlight distribution, base value multiplied by 1.1

Rank	Name	Nation	Starting Number	Total Segment Score	Total Element Score	Program Score (factored)	Total Component Score (factored)	Total Deductions
26	Tullia Maria TREVISAN	ITA	16	59.94	26.40		34.54	1.00

#	Executed Elements	Info	Base Value	GOE	J1	J2	J3	J4	J5	J6	J7	J8	J9	Ref	Scores of Panel
1	2A+1Lo+2S		5.10	0.00	0	0	1	0	0						5.10
2	2F+2T		3.20	-0.40	-1	-2	-2	-1	-1						2.80
3	2A		3.30	0.33	1	1	1	0	0						3.63
4	3S<	<	3.10	-2.10	-3	-3	-3	-3	-3						1.00
5	CCoSp3		3.00	0.00	0	0	0	0	0						3.00
6	1Lz		0.60	-0.20	-2	-2	-2	-2	-2						0.40
7	LSp3		2.40	0.17	0	0	1	1	0						2.57
8	2Lo		1.98	x 0.00	0	0	0	0	0						1.98
9	StSq2		2.60	0.00	-1	0	1	0	0						2.60
10	1F		0.55	x -0.13	-2	-2	-1	-1	-1						0.42
11	FCCoSp3		3.00	-0.10	-1	-1	0	0	0						2.90
			28.83												26.40
Program Components			Factor												
Skating Skills			1.60			4.00	4.25	4.50	4.75	4.50					4.42
Transitions			1.60			4.00	4.00	4.25	4.50	4.25					4.17
Performance			1.60			3.50	4.25	4.25	4.50	4.50					4.33
Composition			1.60			3.50	4.50	4.50	4.50	4.50					4.50
Interpretation of the Music			1.60			3.50	4.00	4.25	4.25	4.75					4.17
Judges Total Program Component Score (factored)															34.54

Deductions	Falls: -1.00	-1.00
-------------------	--------------	--------------

< Under-rotated jump x Credit for highlight distribution, base value multiplied by 1.1

Golden Bear 2016

JUNIOR LADIES FREE SKATING

JUDGES DETAILS PER SKATER

Rank	Name	Nation	Starting Number	Total Segment Score	Total Element Score	Total Program Component Score (factored)	Total Deductions
27	Paula MIKOLAJCZYK	GER	17	59.41	25.68	35.73	2.00

#	Executed Elements	Info	Base Value	GOE	J1	J2	J3	J4	J5	J6	J7	J8	J9	Ref	Scores of Panel
1	3T		4.30	-1.40	-2	-2	-2	-2	-2						2.90
2	2S		1.30	0.00	0	0	0	0	0						1.30
3	2A		3.30	0.50	1	1	2	1	1						3.80
4	2F		1.90	0.00	0	0	1	0	0						1.90
5	3T<+REP	<	2.10	-2.10	-3	-3	-3	-3	-3						0.00
6	LSp3		2.40	0.00	0	0	0	1	0						2.40
7	FSSp4		3.00	0.50	0	1	1	1	1						3.50
8	2A		3.63	x -1.50	-3	-3	-3	-3	-3						2.13
9	2Lo		1.98	x 0.00	0	0	0	1	-3						1.98
10	2Lz<<*	*	0.00	x 0.00	-	-	-	-	-						0.00
11	CCoSp3		3.00	0.17	0	0	0	1	1						3.17
12	StSq2		2.60	0.00	0	0	1	0	0						2.60
			29.51												25.68
Program Components				Factor											
Skating Skills				1.60	4.25	4.75	4.75	5.00	4.75						4.75
Transitions				1.60	4.00	4.00	4.25	4.50	4.25						4.17
Performance				1.60	4.00	3.75	5.00	4.75	5.00						4.58
Composition				1.60	4.25	4.50	4.50	4.75	5.00						4.58
Interpretation of the Music				1.60	4.00	4.00	4.75	4.00	5.00						4.25
Judges Total Program Component Score (factored)															35.73

Deductions	Falls: -2.00	-2.00
-------------------	--------------	--------------

< Under-rotated jump << Downgraded jump * Invalid element x Credit for highlight distribution, base value multiplied by 1.1 REP Jump repetition

Rank	Name	Nation	Starting Number	Total Segment Score	Total Element Score	Total Program Component Score (factored)	Total Deductions
28	Matilde BATTAGIN	ITA	38	57.23	20.96	38.27	2.00

#	Executed Elements	Info	Base Value	GOE	J1	J2	J3	J4	J5	J6	J7	J8	J9	Ref	Scores of Panel
1	3Lo<	<	3.60	-2.10	-3	-3	-3	-3	-3						1.50
2	3S<	<	3.10	-0.70	-1	-1	0	-1	-1						2.40
3	3T<	<	3.00	-2.10	-3	-3	-3	-3	-3						0.90
4	2A		3.30	0.00	0	0	0	-1	0						3.30
5	FCSp2		2.30	-0.40	-1	-2	-2	-1	-1						1.90
6	3S<<+REP	<<	1.00	x -0.60	-3	-3	-3	-3	-3						0.40
7	2Lo<	<	1.43	x -0.90	-3	-3	-3	-3	-3						0.53
8	StSq2		2.60	0.00	0	0	-1	1	0						2.60
9	2F<+2T<	<	2.53	x -0.50	-2	0	-2	-2	-1						2.03
10	LSp3		2.40	0.00	0	0	0	1	-1						2.40
11	CCoSp3		3.00	0.00	0	0	0	0	0						3.00
			28.26												20.96
Program Components				Factor											
Skating Skills				1.60	5.00	4.25	4.50	5.25	5.25						4.92
Transitions				1.60	5.00	4.00	4.25	5.00	4.50						4.58
Performance				1.60	4.75	3.50	3.75	4.75	4.75						4.42
Composition				1.60	5.00	4.75	5.25	5.50	5.00						5.08
Interpretation of the Music				1.60	5.00	4.50	4.75	5.00	5.00						4.92
Judges Total Program Component Score (factored)															38.27

Deductions	Falls: -2.00	-2.00
-------------------	--------------	--------------

< Under-rotated jump << Downgraded jump x Credit for highlight distribution, base value multiplied by 1.1 REP Jump repetition

Golden Bear 2016

JUNIOR LADIES FREE SKATING

JUDGES DETAILS PER SKATER

Rank	Name	Nation	Starting Number	Total Segment Score	Total Element Score	Total Program Score (factored)	Total Component Score (factored)	Total Deductions
29	Kaja GRIL	SLO	18	57.20	26.86		31.34	1.00

#	Executed Elements	Info	Base Value	GOE	J1	J2	J3	J4	J5	J6	J7	J8	J9	Ref	Scores of Panel
1	2A<<	<<	1.10	-0.60	-3	-3	-3	-3	-2						0.50
2	2F		1.90	0.00	0	0	0	0	0						1.90
3	CCoSp4		3.50	0.33	1	1	0	0	1						3.83
4	StSq2		2.60	0.00	0	0	0	0	0						2.60
5	2Lz	!	2.31	x -0.90	-3	-3	-3	-3	-3						1.41
6	2S+2Lo		3.41	x -0.20	-1	-1	0	-1	0						3.21
7	FCCoSp4		3.50	0.00	0	0	1	0	0						3.50
8	2Lz<+1Lo<<+2S	!	3.08	x -0.80	-3	-3	-1	-3	-2						2.28
9	2F+2T		3.52	x -0.60	-2	-2	-1	-2	-2						2.92
10	2Lo		1.98	x 0.00	0	0	0	0	1						1.98
11	LSp3		2.40	0.33	0	0	1	1	1						2.73
			29.30												26.86
Program Components			Factor												
Skating Skills			1.60			3.75	3.50	4.00	4.25	4.25					4.00
Transitions			1.60			3.50	3.25	3.75	4.00	3.75					3.67
Performance			1.60			3.50	3.00	4.25	4.00	4.50					3.92
Composition			1.60			3.75	3.75	4.25	4.25	4.25					4.08
Interpretation of the Music			1.60			3.75	3.50	4.00	4.00	4.50					3.92
Judges Total Program Component Score (factored)															31.34

Deductions	Falls: -1.00	-1.00
-------------------	--------------	--------------

< Under-rotated jump << Downgraded jump x Credit for highlight distribution, base value multiplied by 1.1 ! Not clear edge

Rank	Name	Nation	Starting Number	Total Segment Score	Total Element Score	Total Program Score (factored)	Total Component Score (factored)	Total Deductions
30	Maruša UDRIH	SLO	22	55.68	24.48		33.20	2.00

#	Executed Elements	Info	Base Value	GOE	J1	J2	J3	J4	J5	J6	J7	J8	J9	Ref	Scores of Panel
1	2A+2T		4.60	-1.00	-1	-2	-2	-2	-2						3.60
2	2Lz		2.10	-0.80	-2	-2	-3	-3	-3						1.30
3	2Lo		1.80	0.00	0	0	0	0	0						1.80
4	FCCoSp3		3.00	-0.10	0	-1	-1	0	0						2.90
5	2A<<	<<	1.21	x -0.60	-3	-3	-3	-3	-3						0.61
6	2F+1Lo+1S		3.08	x -0.30	-1	-1	-2	-1	0						2.78
7	2Lo		1.98	x 0.00	0	0	0	0	0						1.98
8	2Lz		2.31	x -0.60	-3	-2	-2	-2	-1						1.71
9	StSq2		2.60	0.00	0	0	0	0	0						2.60
10	CCoSp3		3.00	0.00	0	1	0	0	0						3.00
11	CSSp2		2.30	-0.10	0	-1	-1	0	0						2.20
			27.98												24.48
Program Components			Factor												
Skating Skills			1.60			4.50	4.00	4.00	4.75	4.75					4.42
Transitions			1.60			4.00	3.75	3.50	4.75	4.25					4.00
Performance			1.60			4.00	3.50	3.50	4.50	4.50					4.00
Composition			1.60			4.00	4.25	3.75	4.50	4.75					4.25
Interpretation of the Music			1.60			4.00	4.00	3.50	4.25	4.75					4.08
Judges Total Program Component Score (factored)															33.20

Deductions	Falls: -2.00	-2.00
-------------------	--------------	--------------

<< Downgraded jump x Credit for highlight distribution, base value multiplied by 1.1

Golden Bear 2016

JUNIOR LADIES FREE SKATING

JUDGES DETAILS PER SKATER

Rank	Name	Nation	Starting Number	Total Segment Score	Total Element Score	Program Score (factored)	Total Component Score (factored)	Total Deductions
31	Lara GUCEK	SLO	15	55.08	23.48		31.60	0.00

#	Executed Elements	Info	Base Value	GOE	J1	J2	J3	J4	J5	J6	J7	J8	J9	Ref	Scores of Panel
1	2Lz+2Lo+2Lo<<	<<	4.40	-0.90	-3	-3	-3	-3	-3						3.50
2	1A<<	<<	0.00	0.00	-	-	-	-	-						0.00
3	3S<<	<<	1.30	-0.60	-3	-3	-3	-3	-2						0.70
4	2S		1.30	-0.27	-1	-1	-1	-2	-2						1.03
5	StSq1		1.80	0.00	0	0	0	0	0						1.80
6	FCCoSp1		2.00	-0.30	-1	-1	-2	0	-1						1.70
7	2F+2T	x	3.52	0.00	0	0	0	0	0						3.52
8	2Lz+2T	x	3.74	0.10	0	1	1	0	0						3.84
9	2F	x	2.09	0.00	0	0	0	0	0						2.09
10	CCoSp3		3.00	0.00	0	0	0	1	0						3.00
11	FCSp2		2.30	0.00	0	0	1	0	0						2.30
			25.45												23.48
Program Components				Factor											
Skating Skills				1.60	3.75	3.75	3.75	4.25	4.25						3.92
Transitions				1.60	3.50	3.50	3.50	4.00	3.75						3.58
Performance				1.60	3.50	4.25	3.75	4.00	4.25						4.00
Composition				1.60	3.50	4.00	4.00	4.50	4.25						4.08
Interpretation of the Music				1.60	3.75	3.75	4.25	4.50	4.50						4.17
Judges Total Program Component Score (factored)															31.60

Deductions	0.00
-------------------	-------------

<< Downgraded jump x Credit for highlight distribution, base value multiplied by 1.1

Rank	Name	Nation	Starting Number	Total Segment Score	Total Element Score	Program Score (factored)	Total Component Score (factored)	Total Deductions
32	Joelle NASHEIM	AUT	11	54.81	25.81		30.00	1.00

#	Executed Elements	Info	Base Value	GOE	J1	J2	J3	J4	J5	J6	J7	J8	J9	Ref	Scores of Panel
1	1A		1.10	0.00	0	0	0	0	0						1.10
2	2F+1Lo+2S		3.70	0.00	0	0	0	0	0						3.70
3	2Lz+2T	!	3.40	-0.70	-3	-2	-1	-2	-3						2.70
4	2Lo		1.80	0.00	0	0	0	0	0						1.80
5	FCSp1		1.90	-0.10	-1	-1	1	0	0						1.80
6	2Lz	!	2.31	x -0.20	-1	-1	0	0	-1						2.11
7	2F+2T	x	3.52	-0.90	-3	-3	-3	-3	-3						2.62
8	StSq2		2.60	0.00	0	0	0	0	0						2.60
9	2Lo	x	1.98	0.00	0	0	0	0	0						1.98
10	CCoSp3		3.00	0.00	0	-2	0	0	0						3.00
11	LSp3		2.40	0.00	0	-1	1	0	0						2.40
			27.71												25.81
Program Components				Factor											
Skating Skills				1.60	3.50	3.50	4.00	4.50	4.25						3.92
Transitions				1.60	3.00	3.25	3.75	4.00	3.75						3.58
Performance				1.60	3.25	2.75	4.25	4.00	4.25						3.83
Composition				1.60	3.25	3.50	4.00	3.75	4.25						3.75
Interpretation of the Music				1.60	3.25	3.00	4.00	3.75	4.00						3.67
Judges Total Program Component Score (factored)															30.00

Deductions	Falls: -1.00	-1.00
-------------------	--------------	--------------

x Credit for highlight distribution, base value multiplied by 1.1 ! Not clear edge

Golden Bear 2016

JUNIOR LADIES FREE SKATING

JUDGES DETAILS PER SKATER

Rank	Name	Nation	Starting Number	Total Segment Score	Total Element Score	Program Score (factored)	Total Component Score (factored)	Total Deductions
33	Yuka KOYAMA	AUT	21	51.78	22.25		30.53	1.00

#	Executed Elements	Info	Base Value	GOE	J1	J2	J3	J4	J5	J6	J7	J8	J9	Ref	Scores of Panel
1	2A<<	<<	1.10	-0.60	-3	-3	-3	-3	-3						0.50
2	2Lz+2T		3.40	-0.20	0	-1	0	-1	-1						3.20
3	2Lo+1Lo		2.30	0.00	0	0	0	0	0						2.30
4	FCCoSp2		2.50	0.00	0	0	0	0	0						2.50
5	2A<	<	2.30	-1.17	-3	-2	-2	-3	-2						1.13
6	2F+1Lo<+2S<	<	3.52	x -0.50	-3	-2	-1	-1	-2						3.02
7	2Lz<<	<<	0.66	x -0.30	-3	-3	-3	-3	-3						0.36
8	2F<	<	1.54	x -0.50	-3	-2	-1	-1	-2						1.04
9	LSp2		1.90	0.00	0	-2	0	0	0						1.90
10	StSq3		3.30	0.00	0	0	0	0	0						3.30
11	CCoSp3		3.00	0.00	0	0	0	1	0						3.00
			25.52												22.25
Program Components				Factor											
Skating Skills				1.60	3.75	3.75	4.00	4.25	4.50						4.00
Transitions				1.60	3.50	3.25	3.50	4.00	4.25						3.67
Performance				1.60	3.25	3.00	3.75	3.75	4.25						3.58
Composition				1.60	3.50	3.75	4.00	4.25	4.50						4.00
Interpretation of the Music				1.60	3.50	3.75	3.75	4.00	4.50						3.83
Judges Total Program Component Score (factored)															30.53

Deductions	Falls: -1.00	-1.00
-------------------	--------------	--------------

< Under-rotated jump << Downgraded jump x Credit for highlight distribution, base value multiplied by 1.1

Rank	Name	Nation	Starting Number	Total Segment Score	Total Element Score	Program Score (factored)	Total Component Score (factored)	Total Deductions
34	Anna TROGER	AUT	9	50.85	21.52		31.33	2.00

#	Executed Elements	Info	Base Value	GOE	J1	J2	J3	J4	J5	J6	J7	J8	J9	Ref	Scores of Panel
1	FSSp4		3.00	0.17	0	0	1	1	0						3.17
2	2F+2T		3.20	0.20	0	1	1	0	1						3.40
3	2Lz		2.10	0.00	0	0	0	-1	0						2.10
4	2F+2Lo		3.70	-0.90	-3	-3	-3	-3	-3						2.80
5	1A		1.10	0.00	0	0	1	0	0						1.10
6	CCoSp4		3.50	-0.10	-1	0	0	0	-1						3.40
7	StSq2		2.60	0.00	0	0	1	-1	0						2.60
8	1A<<	<<	0.00	x 0.00	-	-	-	-	-						0.00
9	2Lz<	<	1.65	x -0.90	-3	-3	-3	-3	-3						0.75
10	1S+1T+1Lo		1.43	x -0.03	0	-1	0	-1	0						1.40
11	LSpB		1.20	-0.40	-1	-2	-1	-1	-2						0.80
			23.48												21.52
Program Components				Factor											
Skating Skills				1.60	3.50	4.00	4.00	4.25	4.25						4.08
Transitions				1.60	3.25	3.50	3.50	3.75	3.75						3.58
Performance				1.60	3.25	3.75	3.50	4.00	4.50						3.75
Composition				1.60	3.50	4.25	3.75	4.00	4.25						4.00
Interpretation of the Music				1.60	3.50	4.00	4.00	4.75	4.50						4.17
Judges Total Program Component Score (factored)															31.33

Deductions	Falls: -2.00	-2.00
-------------------	--------------	--------------

< Under-rotated jump << Downgraded jump x Credit for highlight distribution, base value multiplied by 1.1

Golden Bear 2016

JUNIOR LADIES FREE SKATING

JUDGES DETAILS PER SKATER

Rank	Name	Nation	Starting Number	Total Segment Score	Total Element Score	Program Score (factored)	Total Component Score (factored)	Total Deductions
35	Pia OMOVŠEK	SLO	8	49.79	23.65		26.14	0.00

#	Executed Elements	Info	Base Value	GOE	J1	J2	J3	J4	J5	J6	J7	J8	J9	Ref	Scores of Panel
1	2Lz+1Lo<+2F	<	4.40	-0.30	-1	-1	-1	-1	-1						4.10
2	3Lo<<	<<	1.80	-0.90	-3	-3	-3	-3	-2						0.90
3	2F		1.90	-0.80	-3	-3	-2	-3	-2						1.10
4	2Lz+2Lo<	<	3.40	-0.30	-1	-1	-1	-1	-1						3.10
5	FCCoSp3		3.00	0.00	0	0	0	0	0						3.00
6	StSq2		2.60	-0.17	0	0	0	-1	-1						2.43
7	2S		1.43	x -0.20	-1	-1	0	-1	-1						1.23
8	1A+1Lo		1.76	x -0.20	-1	-1	0	-1	-1						1.56
9	CCoSp3		3.00	-0.10	-1	-1	0	0	0						2.90
10	2S		1.43	x 0.00	0	0	0	-1	0						1.43
11	LSp2		1.90	0.00	0	-1	0	0	0						1.90
			26.62												23.65
Program Components				Factor											
Skating Skills				1.60	3.00	3.50	3.50	4.00	3.75						3.58
Transitions				1.60	2.50	2.75	2.50	3.50	3.50						2.92
Performance				1.60	2.50	2.50	3.25	3.75	3.75						3.17
Composition				1.60	2.50	3.25	3.50	3.75	3.75						3.50
Interpretation of the Music				1.60	2.75	2.75	3.25	3.50	3.50						3.17
Judges Total Program Component Score (factored)															26.14

Deductions	0.00
-------------------	-------------

< Under-rotated jump << Downgraded jump x Credit for highlight distribution, base value multiplied by 1.1

Rank	Name	Nation	Starting Number	Total Segment Score	Total Element Score	Program Score (factored)	Total Component Score (factored)	Total Deductions
36	Britt VAN DE MEULEN	NED	10	49.04	23.58		25.46	0.00

#	Executed Elements	Info	Base Value	GOE	J1	J2	J3	J4	J5	J6	J7	J8	J9	Ref	Scores of Panel
1	2Lz	!	2.10	-0.70	-3	-2	-2	-2	-3						1.40
2	2F+2T+2Lo		5.00	-0.60	-2	-2	-2	-3	-2						4.40
3	1A		1.10	0.00	0	0	0	0	0						1.10
4	SSp3		2.10	-0.20	-1	-2	0	0	-1						1.90
5	2F+2Lo<	<	3.20	-0.30	-1	-1	-2	-1	-1						2.90
6	2S+2T		2.86	x 0.00	0	0	0	0	0						2.86
7	2Lz		2.31	x 0.00	0	-1	0	0	0						2.31
8	FCSp2		2.30	-0.30	-1	-1	-1	0	-1						2.00
9	StSq2		2.60	-0.50	0	-1	-1	-1	-1						2.10
10	1A		1.21	x 0.00	-1	0	0	0	0						1.21
11	CCoSp1V		1.70	-0.30	-1	-2	-1	-1	-1						1.40
			26.48												23.58
Program Components				Factor											
Skating Skills				1.60	2.75	3.75	3.50	4.00	3.50						3.58
Transitions				1.60	2.75	3.00	3.00	3.50	3.25						3.08
Performance				1.60	2.50	2.50	3.00	3.75	3.50						3.00
Composition				1.60	2.75	3.00	3.50	3.75	3.50						3.33
Interpretation of the Music				1.60	2.50	2.75	2.50	3.50	3.50						2.92
Judges Total Program Component Score (factored)															25.46

Deductions	0.00
-------------------	-------------

< Under-rotated jump x Credit for highlight distribution, base value multiplied by 1.1 ! Not clear edge

Golden Bear 2016

JUNIOR LADIES FREE SKATING

JUDGES DETAILS PER SKATER

Rank	Name	Nation	Starting Number	Total Segment Score	Total Element Score	Program Score (factored)	Total Component Score (factored)	Total Deductions
37	Zona APOSTOLOVIC	SRB	14	47.47	18.54		28.93	0.00

#	Executed Elements	Info	Base Value	GOE	J1	J2	J3	J4	J5	J6	J7	J8	J9	Ref	Scores of Panel
1	2T		1.30	-0.07	-1	0	0	-1	0						1.23
2	1A		1.10	0.00	0	0	0	0	0						1.10
3	FCCoSp4		3.50	0.00	0	0	0	1	0						3.50
4	LSp4		2.70	0.00	0	0	0	0	-1						2.70
5	2Lz<	<	1.65	x -0.40	-2	-2	-1	-1	-1						1.25
6	1Lo		0.55	x -0.27	-3	-3	-2	-1	-3						0.28
7	2F<	<	1.54	x -0.90	-3	-3	-2	-3	-3						0.64
8	2F<	<	1.54	x -0.90	-3	-3	-2	-3	-3						0.64
9	2T<+1Lo<+2S<<	<<	1.87	x -0.60	-3	-3	-3	-3	-2						1.27
10	StSq2		2.60	-0.17	0	-1	-1	0	0						2.43
11	CCoSp4		3.50	0.00	0	0	0	0	1						3.50
			21.85												18.54
Program Components				Factor											
Skating Skills				1.60	3.50	3.25	3.50	4.00	3.75						3.58
Transitions				1.60	3.25	3.25	3.00	3.75	3.75						3.42
Performance				1.60	3.25	3.50	3.50	3.75	4.25						3.58
Composition				1.60	3.50	3.75	3.50	4.00	4.00						3.75
Interpretation of the Music				1.60	3.75	3.50	3.50	4.00	4.25						3.75
Judges Total Program Component Score (factored)															28.93

Deductions	0.00
-------------------	-------------

< Under-rotated jump << Downgraded jump x Credit for highlight distribution, base value multiplied by 1.1

Rank	Name	Nation	Starting Number	Total Segment Score	Total Element Score	Program Score (factored)	Total Component Score (factored)	Total Deductions
38	Mihaela STIMAC ROJTINIC	CRO	5	46.33	24.40		22.93	1.00

#	Executed Elements	Info	Base Value	GOE	J1	J2	J3	J4	J5	J6	J7	J8	J9	Ref	Scores of Panel
1	2Lz	!	2.10	-0.30	-1	-1	-1	-1	-1						1.80
2	FCCoSp4		3.50	-0.30	-1	-2	-1	0	-1						3.20
3	2F+2Lo+2Lo		5.50	-0.90	-3	-3	-3	-3	-3						4.60
4	CCoSp1		2.00	-0.30	-1	-1	-1	-1	-1						1.70
5	2S+1T		1.70	-0.20	-1	-1	0	-1	-1						1.50
6	1A		1.21	x 0.00	0	0	0	0	0						1.21
7	2Lz	!	2.31	x -0.30	-1	-2	-1	-1	-1						2.01
8	2S+2T<	<	2.42	x -0.20	-1	-1	-2	-1	-1						2.22
9	StSq2		2.60	-0.33	0	-1	-2	0	-1						2.27
10	2F		2.09	x -0.10	0	-1	-1	0	0						1.99
11	LSp2		1.90	0.00	0	-1	0	0	0						1.90
			27.33												24.40
Program Components				Factor											
Skating Skills				1.60	2.75	3.25	3.00	3.75	3.00						3.08
Transitions				1.60	2.25	2.25	2.25	3.25	2.75						2.42
Performance				1.60	2.50	2.75	2.50	3.50	3.25						2.83
Composition				1.60	2.50	3.25	2.75	3.75	3.25						3.08
Interpretation of the Music				1.60	2.75	2.75	2.50	3.75	3.25						2.92
Judges Total Program Component Score (factored)															22.93

Deductions	Falls: -1.00	-1.00
-------------------	--------------	--------------

< Under-rotated jump x Credit for highlight distribution, base value multiplied by 1.1 ! Not clear edge

Golden Bear 2016

JUNIOR LADIES FREE SKATING

JUDGES DETAILS PER SKATER

Rank	Name	Nation	Starting Number	Total Segment Score	Total Element Score	Total Program Score (factored)	Total Component Score (factored)	Total Deductions
39	Celine VAN DE HEUVEL	NED	6	45.19	21.32		25.87	2.00

#	Executed Elements	Info	Base Value	GOE	J1	J2	J3	J4	J5	J6	J7	J8	J9	Ref	Scores of Panel
1	2Lo+1Lo+2F		4.20	-0.10	-1	0	0	0	-1						4.10
2	1A		1.10	0.00	0	0	0	0	0						1.10
3	2S		1.30	-0.07	-1	0	0	0	-1						1.23
4	CCoSp4		3.50	-0.30	-2	-1	-1	-1	-1						3.20
5	2F<	<	1.40	-0.90	-3	-3	-3	-3	-3						0.50
6	1A+2T		2.40	-0.20	-1	-1	-1	-1	-1						2.20
7	2S+2Lo<	<	2.86	x -0.90	-3	-3	-3	-3	-3						1.96
8	2T		1.43	x -0.20	-1	-1	-1	-1	-1						1.23
9	LSp3		2.40	0.00	0	0	-1	0	0						2.40
10	StSq1		1.80	-0.10	0	-1	-1	0	0						1.70
11	FCCoSp1		2.00	-0.30	-1	-2	0	-1	-1						1.70
			24.39												21.32
Program Components				Factor											
Skating Skills				1.60	2.50	3.25	3.25	4.00	3.75						3.42
Transitions				1.60	2.50	2.75	2.75	3.50	3.50						3.00
Performance				1.60	2.25	2.50	3.50	3.75	4.00						3.25
Composition				1.60	2.75	3.25	3.25	3.50	3.75						3.33
Interpretation of the Music				1.60	2.75	2.75	3.50	3.25	3.75						3.17
Judges Total Program Component Score (factored)															25.87

Deductions	Falls: -2.00	-2.00
-------------------	--------------	--------------

< Under-rotated jump x Credit for highlight distribution, base value multiplied by 1.1

Rank	Name	Nation	Starting Number	Total Segment Score	Total Element Score	Total Program Score (factored)	Total Component Score (factored)	Total Deductions
40	Patricia SKOPANCIC	CRO	7	44.32	20.64		24.68	1.00

#	Executed Elements	Info	Base Value	GOE	J1	J2	J3	J4	J5	J6	J7	J8	J9	Ref	Scores of Panel
1	3S<<+2T	<<	2.60	-0.47	-3	-2	-2	-3	-2						2.13
2	2A<<	<<	1.10	-0.60	-3	-3	-3	-3	-3						0.50
3	2F		1.90	0.00	0	0	0	0	0						1.90
4	2Lz		2.10	-0.20	-1	-1	-1	0	0						1.90
5	FSSp2		2.30	0.00	0	-1	0	0	0						2.30
6	StSq1		1.80	-0.10	0	-1	0	-1	0						1.70
7	LSp1		1.50	-0.30	-1	-2	-1	0	-1						1.20
8	2Lz+1Lo<+2S	<	4.18	x -0.30	-1	-1	-1	-1	-1						3.88
9	2F		2.09	x -0.60	-2	-2	-2	-2	-2						1.49
10	2S+1T		1.87	x -0.33	-2	-2	-1	-1	-2						1.54
11	CCoSp2		2.50	-0.40	-1	-1	-2	-2	-1						2.10
			23.94												20.64
Program Components				Factor											
Skating Skills				1.60	3.00	3.50	3.00	4.25	3.75						3.42
Transitions				1.60	2.75	2.75	2.50	3.75	3.25						2.92
Performance				1.60	2.75	2.25	2.50	3.75	3.50						2.92
Composition				1.60	3.00	3.25	3.00	4.00	3.50						3.25
Interpretation of the Music				1.60	3.00	2.75	2.75	3.00	3.50						2.92
Judges Total Program Component Score (factored)															24.68

Deductions	Falls: -1.00	-1.00
-------------------	--------------	--------------

< Under-rotated jump << Downgraded jump x Credit for highlight distribution, base value multiplied by 1.1

Golden Bear 2016

JUNIOR LADIES FREE SKATING

JUDGES DETAILS PER SKATER

Rank	Name	Nation	Starting Number	Total Segment Score	Total Element Score	Program Score (factored)	Total Component Score (factored)	Total Deductions
41	Claudia KRIZMANIC	CRO	4	29.12	11.73		18.39	1.00

#	Executed Elements	Info	Base Value	GOE	J1	J2	J3	J4	J5	J6	J7	J8	J9	Ref	Scores of Panel
1	CCoSp2V		2.00	-0.60	-2	-2	-2	-2	-2						1.40
2	1A		1.10	-0.40	-2	-2	-2	-2	-3						0.70
3	FCCoSp1V		1.70	-0.30	-1	-1	-1	-1	-1						1.40
4	2F<	<	1.40	-0.60	-3	-2	-2	-2	-2						0.80
5	1A+2T<<	<<	1.50	-0.33	-2	-2	-1	0	-2						1.17
6	StSq1		1.80	-0.20	-1	0	0	-1	-1						1.60
7	2Lo<	<	1.43	x -0.90	-3	-2	-3	-3	-3						0.53
8	1Lze+1T	e	0.99	x -0.20	-2	-2	-1	-2	-2						0.79
9	2S		1.43	x -0.60	-3	-3	-3	-3	-3						0.83
10	1F+1Lo+1S		1.54	x -0.03	-1	-1	0	0	0						1.51
11	LSp1		1.50	-0.50	-2	-2	-2	-1	-1						1.00
			16.39												11.73
Program Components				Factor											
Skating Skills				1.60	2.25	2.75	2.75	3.50	3.00						2.83
Transitions				1.60	1.50	1.75	1.50	2.75	2.25						1.83
Performance				1.60	1.50	1.50	2.25	3.00	2.50						2.08
Composition				1.60	1.75	2.50	2.50	2.75	2.75						2.58
Interpretation of the Music				1.60	1.75	1.75	2.25	3.25	2.50						2.17
Judges Total Program Component Score (factored)															18.39

Deductions	Falls: -1.00	-1.00
-------------------	--------------	--------------

< Under-rotated jump << Downgraded jump x Credit for highlight distribution, base value multiplied by 1.1 e Wrong edge

Rank	Name	Nation	Starting Number	Total Segment Score	Total Element Score	Program Score (factored)	Total Component Score (factored)	Total Deductions
42	Marta PILI	CRO	3	25.66	11.06		15.60	1.00

#	Executed Elements	Info	Base Value	GOE	J1	J2	J3	J4	J5	J6	J7	J8	J9	Ref	Scores of Panel
1	1A		1.10	0.00	-1	0	0	0	0						1.10
2	1Lz+1A+SEQ		1.36	-0.07	-1	0	0	0	-1						1.29
3	SSp1		1.30	-0.20	-1	-1	-2	0	0						1.10
4	1S		0.40	-0.03	-1	-1	0	0	0						0.37
5	2T<<	<<	0.40	-0.30	-3	-3	-3	-3	-3						0.10
6	CCoSp2		2.50	-0.30	-1	-1	-1	-1	0						2.20
7	2Lo<<	<<	0.55	x -0.30	-3	-3	-3	-3	-3						0.25
8	StSq1		1.80	-0.50	-1	-2	-2	-2	-1						1.30
9	1Lo		0.55	x -0.03	-1	-1	0	0	0						0.52
10	1F+1T+1T		1.43	x -0.10	-2	-1	0	-1	-1						1.33
11	FCSp1		1.90	-0.40	-2	-2	0	-1	-1						1.50
			13.29												11.06
Program Components				Factor											
Skating Skills				1.60	1.50	1.75	2.50	2.50	2.00						2.08
Transitions				1.60	1.25	1.50	1.75	2.00	1.75						1.67
Performance				1.60	1.25	1.50	1.75	2.00	2.25						1.75
Composition				1.60	1.50	2.25	2.25	2.75	2.25						2.25
Interpretation of the Music				1.60	1.25	1.75	2.00	2.50	2.25						2.00
Judges Total Program Component Score (factored)															15.60

Deductions	Falls: -1.00	-1.00
-------------------	--------------	--------------

<< Downgraded jump x Credit for highlight distribution, base value multiplied by 1.1

Golden Bear 2016

JUNIOR LADIES FREE SKATING

JUDGES DETAILS PER SKATER

Rank	Name	Nation	Starting Number	Total Segment Score	Total Element Score	Total Program Component Score (factored)				Total Deductions					
43	Klara KRMPOTIC	CRO	1	22.09	8.16	14.93				1.00					
#	Executed Elements	Info	Base Value	GOE	J1	J2	J3	J4	J5	J6	J7	J8	J9	Ref	Scores of Panel
1	2Lo<	<	1.30	-0.30	-3	-1	-1	-1	-1						1.00
2	FCSp1		1.90	-0.20	-1	-1	0	0	-1						1.70
3	2F<+2Lo<<	<<	1.90	-0.90	-3	-3	-3	-3	-2						1.00
4	2S		1.30	-0.40	-2	-2	-2	-1	-2						0.90
5	StSqB		1.50	-0.50	-1	-2	-2	-2	-1						1.00
6	2A<<	<<	1.21	x -0.60	-3	-3	-3	-3	-3						0.61
7	2F<<	<<	0.55	x -0.20	-3	-2	-2	-2	-2						0.35
8	CCoSpBV		1.50	-0.60	-2	-2	-2	-2	-2						0.90
9	2Lo<*+1T<<	*	0.00	x 0.00	-	-	-	-	-						0.00
10	LSpB		1.20	-0.50	-2	-2	-1	-1	-2						0.70
			12.36												8.16
Program Components			Factor												
Skating Skills			1.60			2.00	2.50	2.25	3.00	1.75					2.25
Transitions			1.60			1.25	2.00	1.50	2.75	1.25					1.58
Performance			1.60			1.75	1.50	1.75	2.75	1.50					1.67
Composition			1.60			1.75	2.25	2.00	3.00	1.50					2.00
Interpretation of the Music			1.60			1.75	1.75	2.00	2.50	1.50					1.83
Judges Total Program Component Score (factored)															14.93
Deductions			Falls: -1.00												-1.00

< Under-rotated jump << Downgraded jump * Invalid element x Credit for highlight distribution, base value multiplied by 1.1

Rank	Name	Nation	Starting Number	Total Segment Score	Total Element Score	Total Program Component Score (factored)				Total Deductions					
44	Timea MRSIC	CRO	2	19.77	9.77	14.00				4.00					
#	Executed Elements	Info	Base Value	GOE	J1	J2	J3	J4	J5	J6	J7	J8	J9	Ref	Scores of Panel
1	2F<	<	1.40	-0.90	-3	-3	-3	-3	-3						0.50
2	StSq1		1.80	-0.30	0	-1	-1	-1	-1						1.50
3	2S		1.30	-0.20	-1	0	-1	-1	-1						1.10
4	SSp1		1.30	-0.10	-1	-1	0	0	0						1.20
5	2F<	<	1.54	x -0.90	-3	-3	-3	-3	-3						0.64
6	2T+1A+SEQ		2.11	x -0.07	-1	0	0	-1	0						2.04
7	2S		1.43	x -0.60	-3	-3	-3	-3	-3						0.83
8	CCoSp		0.00	0.00	-	-	-	-	-						0.00
9	1Lz		0.66	x 0.00	-1	0	0	0	0						0.66
10	FCSp1		1.90	-0.60	-3	-2	-2	-2	-2						1.30
			13.44												9.77
Program Components			Factor												
Skating Skills			1.60			1.75	2.25	2.50	3.25	1.50					2.17
Transitions			1.60			1.25	1.50	1.00	2.50	1.25					1.33
Performance			1.60			1.25	1.25	2.00	2.50	1.25					1.50
Composition			1.60			1.50	2.50	2.25	2.75	1.25					2.08
Interpretation of the Music			1.60			1.50	1.50	2.00	2.25	1.25					1.67
Judges Total Program Component Score (factored)															14.00
Deductions			Time violation: -1.00			Falls: -3.00									-4.00

< Under-rotated jump x Credit for highlight distribution, base value multiplied by 1.1

Golden Bear 2016

ADVANCED NOVICES MEN

Velesajam	27 lis 2016 28 lis 2016	Short Program Free Skating
------------------	----------------------------	-------------------------------

Size of Skating Area	:	30m*60m
Ice Conditions	:	very good
Number of Entries	:	4
Number of Participants	:	4

Entry Withdrawn	:	
-----------------	---	--

Short Program			
Duration	:	2:30	Max.
Segment Factor	:	1,00	
Program Component Factors			
		Skating Skills	0.90
		Transitions	0.90
		Performance	0.90
		Interpretation of the Music	0.90

Free Skating			
Duration	:	3:30	+ - 10 Sec.
Segment Factor	:	1,00	
Program Components Factors			
		Skating Skills	1.80
		Transitions	1.80
		Performance	1.80
		Interpretation of the Music	1.80

Golden Bear 2016

PANEL OF JUDGES

ADVANCED NOVICES MEN - SHORT PROGRAM

Officials

Technical Controller	Ms. Elisabetta BIGNARDI	ITA
Technical Specialist	Ms. Sandra PAVICIC	CRO
Assistant Technical Specialist	Ms. Anja BRATEC	SLO

Judges

Referee	Ms. Lovorka KODRIN	CRO
Judges	Mr. Stephen FERNANDEZ	GBR
	Ms. Eva SZILAGY	HUN
	Ms. Margo PAUW	NED
	Ms. Alenka ZIDAR	SLO
	Ms. Kitty DELIO LAFORTE	USA

Data/Replay Operator

	Ms. Nataša BAHAT	CRO
	Mr. Tomislav BISCAN	CRO

Golden Bear 2016

RESULTS

ADVANCED NOVICES MEN FINAL RESULT

Pl. Name	Nation	Total Score	SP	FS
1 Filippo DONGHI	ITA	83,51	1	1
2 Francois PITOT	FRA	77,99	2	2
3 Alessandro ZARBO	ITA	74,72	3	3
Withdrawn Alexander CHARNAGALOV	AUT			

Ms. Lovorka KODRIN CRO

Referee

Printed: 28.10.2016 15:08:16

Ms. Elisabetta BIGNARDI ITA

Technical Controller

Golden Bear 2016

RESULTS

ADVANCED NOVICES MEN SHORT PROGRAM

Pl.	Name	Nation	Total Segment Score
1	Filippo DONGHI	ITA	30.49
2	Francois PITOT	FRA	28.31
3	Alessandro ZARBO	ITA	28.03

Printed: 2.11.2016 14:30:49

ADVANCED NOVICES MEN

RESULT DETAILS SHORT PROGRAM

Pl.	Name	Nation	Total Segment Score =	Total Element Score +	Tot. Prog. Comp. Score * +	SS	TR	PE	IN	Deduct. -	
1	Filippo DONGHI	ITA	30.49	16.13	14.86	4.17	3.75	4.33	0.00	4.25	0.50
2	Francois PITOT	FRA	28.31	14.49	14.32	4.17	3.58	4.17	0.00	4.00	0.50
3	Alessandro ZARBO	ITA	28.03	14.00	14.03	4.00	3.83	3.92	0.00	3.83	0.00

SS = Skating Skills

TR = Transitions

PE = Performance

IN = Interpretation of the Music

* = factored score

Printed: 2.11.2016 14:30:56

Golden Bear 2016

ADVANCED NOVICES MEN SHORT PROGRAM

JUDGES DETAILS PER SKATER

Rank	Name	Nation	Starting Number	Total Segment Score	Total Element Score	Program Score (factored)	Total Component Score (factored)	Total Deductions
1	Filippo DONGHI	ITA	2	30.49	16.13		14.86	0.50

#	Executed Elements	Info	Base Value	GOE	J1	J2	J3	J4	J5	J6	J7	J8	J9	Ref	Scores of Panel
1	2A<	<	2.30	-1.50	-3	-3	-3	-3	-3						0.80
2	2F+2Lo		3.70	0.00	1	0	0	0	0						3.70
3	CSSp3		2.60	0.33	1	1	1	0	0						2.93
4	StSq2		2.60	0.50	0	1	1	1	1						3.10
5	2Lz		2.10	0.00	0	0	0	0	1						2.10
6	CCoSp3		3.00	0.50	1	1	0	1	1						3.50
			16.30												16.13
Program Components			Factor												
Skating Skills			0.90			4.25	4.25	4.00	4.50	3.75					4.17
Transitions			0.90			3.50	4.00	3.75	4.00	3.50					3.75
Performance			0.90			4.50	4.25	4.25	4.50	4.25					4.33
Interpretation of the Music			0.90			4.25	4.50	4.25	4.25	3.50					4.25
Judges Total Program Component Score (factored)															14.86

Deductions	Falls: -0.50	-0.50
-------------------	--------------	--------------

< Under-rotated jump

Rank	Name	Nation	Starting Number	Total Segment Score	Total Element Score	Program Score (factored)	Total Component Score (factored)	Total Deductions
2	Francois PITOT	FRA	4	28.31	14.49		14.32	0.50

#	Executed Elements	Info	Base Value	GOE	J1	J2	J3	J4	J5	J6	J7	J8	J9	Ref	Scores of Panel
1	2T<<+COMBO	<<	0.40	-0.30	-3	-3	-3	-3	-3						0.10
2	2Lz		2.10	-0.90	-3	-3	-3	-3	-3						1.20
3	CCoSp3		3.00	0.33	1	0	0	1	1						3.33
4	2A		3.30	-0.67	-2	-1	-2	-1	0						2.63
5	CSSp3		2.60	0.83	2	2	1	2	1						3.43
6	StSq3		3.30	0.50	1	1	0	1	1						3.80
			14.70												14.49
Program Components			Factor												
Skating Skills			0.90			3.75	4.00	4.25	4.75	4.25					4.17
Transitions			0.90			3.00	3.75	3.50	4.00	3.50					3.58
Performance			0.90			4.25	4.25	4.00	4.25	4.00					4.17
Interpretation of the Music			0.90			4.00	4.00	4.00	4.00	3.75					4.00
Judges Total Program Component Score (factored)															14.32

Deductions	Falls: -0.50	-0.50
-------------------	--------------	--------------

<< Downgraded jump

Golden Bear 2016

ADVANCED NOVICES MEN SHORT PROGRAM

JUDGES DETAILS PER SKATER

Rank	Name	Nation	Starting Number	Total Segment Score	Total Element Score	Program Score (factored)	Component Score (factored)	Total Deductions
3	Alessandro ZARBO	ITA	3	28.03	14.00	14.03	0.00	

#	Executed Elements	Info	Base Value	GOE	J1	J2	J3	J4	J5	J6	J7	J8	J9	Ref	Scores of Panel
1	2A		3.30	-1.33	-3	-3	-3	-2	-2						1.97
2	2Lz		2.10	-0.90	-3	-3	-3	-3	-2						1.20
3	CSSp2		2.30	0.33	1	1	1	0	0						2.63
4	2Fe+2T	e	2.70	-0.60	-1	-2	-2	-2	-2						2.10
5	StSq3		3.30	0.00	0	0	0	0	-1						3.30
6	CCoSp3		3.00	-0.20	-1	-1	0	1	-1						2.80
			16.70												14.00
	Program Components			Factor											
	Skating Skills			0.90	3.25	4.25	4.50	4.50	3.25						4.00
	Transitions			0.90	2.75	3.75	4.00	4.25	3.75						3.83
	Performance			0.90	3.50	4.00	4.25	4.50	3.50						3.92
	Interpretation of the Music			0.90	3.25	4.25	4.00	4.75	3.25						3.83
	Judges Total Program Component Score (factored)														14.03

Deductions	Total
	0.00

e Wrong edge

printed: 2.11.2016 14:31:02

Golden Bear 2016

PANEL OF JUDGES

ADVANCED NOVICES MEN - FREE SKATING

Officials

Technical Controller	Ms. Elisabetta BIGNARDI	ITA
Technical Specialist	Ms. Sandra PAVICIC	CRO
Assistant Technical Specialist	Ms. Anja BRATEC	SLO

Judges

Referee	Ms. Lovorka KODRIN	CRO
Judges	Mr. Stephen FERNANDEZ	GBR
	Ms. Eva SZILAGY	HUN
	Ms. Margo PAUW	NED
	Ms. Alenka ZIDAR	SLO
	Ms. Kitty DELIO LAFORTE	USA

Data/Replay Operator

	Ms. Nataša BAHAT	CRO
	Mr. Tomislav BISCAN	CRO

Golden Bear 2016

RESULTS

ADVANCED NOVICES MEN FREE SKATING

Pl.	Name	Nation	Total Segment Score
1	Filippo DONGHI	ITA	53.02
2	Francois PITOT	FRA	52.18
3	Alessandro ZARBO	ITA	46.69

Printed: 2.11.2016 14:31:59

ADVANCED NOVICES MEN

RESULT DETAILS FREE SKATING

Pl.	Name	Nation	Total Segment Score =	Total Element Score +	Tot. Prog. Comp. Score * +	SS	TR	PE	IN	Deduct. -	
1	Filippo DONGHI	ITA	53.02	22.83	31.19	4.25	4.08	4.58	0.00	4.42	1.00
2	Francois PITOT	FRA	52.18	23.43	29.25	4.08	3.75	4.25	0.00	4.17	0.50
3	Alessandro ZARBO	ITA	46.69	19.83	26.86	3.92	3.67	3.75	0.00	3.58	0.00

SS = Skating Skills

TR = Transitions

PE = Performance

IN = Interpretation of the Music

* = factored score

Printed: 2.11.2016 14:32:06

Golden Bear 2016

ADVANCED NOVICES MEN FREE SKATING

JUDGES DETAILS PER SKATER

Rank	Name	Nation	Starting Number	Total Segment Score	Total Element Score	Program Score (factored)	Total Component Score (factored)	Total Deductions
1	Filippo DONGHI	ITA	3	53.02	22.83		31.19	1.00

#	Executed Elements	Info	Base Value	GOE	J1	J2	J3	J4	J5	J6	J7	J8	J9	Ref	Scores of Panel
1	2A<	<	2.30	-1.50	-3	-3	-3	-3	-3						0.80
2	2Lz		2.10	0.00	0	0	0	0	0						2.10
3	2F	!	1.90	-0.30	-1	-1	-1	-1	0						1.60
4	FCSSp3		2.60	0.50	1	1	0	2	1						3.10
5	2Lo		1.80	0.20	1	1	0	0	1						2.00
6	2Lz+2T		3.40	0.10	1	1	0	-1	0						3.50
7	2S		1.30	0.00	0	0	0	0	0						1.30
8	2F+2Lo	!	3.70	-0.40	-1	-2	-2	-1	-1						3.30
9	CCoSp3		3.00	0.00	0	0	0	0	0						3.00
10	StSq1		1.80	0.33	1	1	0	1	0						2.13
			23.90												22.83
	Program Components			Factor											
	Skating Skills			1.80	4.25	4.50	4.25	4.25	3.75						4.25
	Transitions			1.80	4.00	4.25	3.75	4.25	4.00						4.08
	Performance			1.80	4.50	4.75	4.50	4.75	4.25						4.58
	Interpretation of the Music			1.80	4.25	4.75	4.50	4.50	4.00						4.42
	Judges Total Program Component Score (factored)														31.19

Deductions	Falls: -1.00	-1.00
-------------------	--------------	--------------

< Under-rotated jump ! Not clear edge

Rank	Name	Nation	Starting Number	Total Segment Score	Total Element Score	Program Score (factored)	Total Component Score (factored)	Total Deductions
2	Francois PITOT	FRA	2	52.18	23.43		29.25	0.50

#	Executed Elements	Info	Base Value	GOE	J1	J2	J3	J4	J5	J6	J7	J8	J9	Ref	Scores of Panel
1	3T		4.30	-2.10	-3	-3	-3	-3	-3						2.20
2	3T+2T<<	<<	4.70	-1.63	-3	-3	-2	-2	-2						3.07
3	2A		3.30	-0.67	-2	-1	-1	-2	-1						2.63
4	CCoSp2		2.50	0.00	0	0	0	1	0						2.50
5	StSq2		2.60	0.33	0	0	1	1	1						2.93
6	2Lz		2.10	-0.60	-2	-2	-2	-1	-2						1.50
7	2F	!	1.90	-0.40	-1	-2	-2	-1	-1						1.50
8	2A+2T<<	<<	3.70	-1.17	-3	-3	-2	-2	-2						2.53
9	2F	!	1.90	-0.30	-1	-1	-1	-1	-1						1.60
10	FSSp2		2.30	0.67	2	1	1	2	0						2.97
			29.30												23.43
	Program Components			Factor											
	Skating Skills			1.80	3.75	4.00	4.00	4.50	4.25						4.08
	Transitions			1.80	3.25	4.00	3.50	4.00	3.75						3.75
	Performance			1.80	4.25	4.25	4.25	4.25	4.00						4.25
	Interpretation of the Music			1.80	4.00	4.25	4.25	4.25	3.50						4.17
	Judges Total Program Component Score (factored)														29.25

Deductions	Falls: -0.50	-0.50
-------------------	--------------	--------------

<< Downgraded jump ! Not clear edge

Golden Bear 2016

ADVANCED NOVICES MEN FREE SKATING

JUDGES DETAILS PER SKATER

Rank	Name	Nation	Starting Number	Total Segment Score	Total Element Score	Program Score (factored)	Component Score (factored)	Total Deductions
3	Alessandro ZARBO	ITA	1	46.69	19.83		26.86	0.00

#	Executed Elements	Info	Base Value	GOE	J1	J2	J3	J4	J5	J6	J7	J8	J9	Ref	Scores of Panel
1	2A		3.30	-0.83	-1	-2	-2	-2	-1						2.47
2	2Lz+1T		2.50	-0.30	0	-1	-1	-1	-1						2.20
3	2Fe+1Lo+2Lo+SEQ	e	2.56	-0.60	-2	-2	-2	-2	-2						1.96
4	CCoSp3		3.00	-0.10	-1	0	0	0	-1						2.90
5	3T<<	<<	1.30	-0.60	-3	-3	-3	-3	-3						0.70
6	2Lz		2.10	0.00	0	0	0	0	1						2.10
7	2Fe	e	1.40	-0.50	-2	-2	-1	-2	0						0.90
8	2A		3.30	-1.00	-3	-2	-2	-2	-1						2.30
9	FCSSp3		2.60	0.00	-1	1	0	0	0						2.60
10	StSq1		1.80	-0.10	-1	0	-1	0	0						1.70
			23.86												19.83
	Program Components			Factor											
	Skating Skills			1.80	3.50	4.50	4.50	3.75	3.25						3.92
	Transitions			1.80	2.75	4.00	3.75	3.25	4.00						3.67
	Performance			1.80	3.25	4.00	4.00	3.25	4.25						3.75
	Interpretation of the Music			1.80	3.25	4.00	4.00	3.00	3.50						3.58
	Judges Total Program Component Score (factored)														26.86

Deductions	Total
	0.00

<< Downgraded jump e Wrong edge

printed: 2.11.2016 14:32:13

Golden Bear 2016

ADVANCED NOVICES LADIES

Velesajam	28 lis 2016 29 lis 2016	Short Program Free Skating
------------------	----------------------------	-------------------------------

Size of Skating Area	:	30m*60m
Ice Conditions	:	very good
Number of Entries	:	43
Number of Participants	:	43

Entry Withdrawn	:	
-----------------	---	--

Short Program			
Duration	:	2:30	Max.
Segment Factor	:	1,00	
Program Component Factors			
	Skating Skills		0.80
	Transitions		0.80
	Performance		0.80
	Interpretation of Music		0.80

Free Skating			
Duration	:	3:00	+ - 10 Sec.
Segment Factor	:	1,00	
Program Components Factors			
	Skating Skills		1.60
	Transitions		1.60
	Performance/Execution		1.60
	Interpretation		1.60

Golden Bear 2016

PANEL OF JUDGES

ADVANCED NOVICES LADIES - SHORT PROGRAM

Officials

Technical Controller	Ms. Elisabetta BIGNARDI	ITA
Technical Specialist	Ms. Sandra PAVICIC	CRO
Assistant Technical Specialist	Ms. Anja BRATEC	SLO

Judges

Referee	Ms. Lovorka KODRIN	CRO
Judges	Mr. Tomislav CIZMESIJA	CRO
	Mr. Stephen FERNANDEZ	GBR
	Ms. Eva SZILAGY	HUN
	Ms. Alenka ZIDAR	SLO
	Ms. Kitty DELIO LAFORTE	USA

Data/Replay Operator

	Mr. Tomislav BISCAN	CRO
	Ms. Nataša BAHAT	CRO

Golden Bear 2016

RESULTS


ADVANCED NOVICES LADIES FINAL RESULT

Pl. Name	Nation	Total Score	SP	FS
1 Kaitlyn NGUYEN	USA	127,25	2	1
2 Audrey SHIN	USA	125,00	1	2
3 Pooja KALYAN	USA	122,22	3	3
4 Marina PIREDDA	ITA	107,19	5	4
5 Selma IHR	SWE	105,61	4	5
6 Hana KOSIC	CRO	104,77	6	6
7 Naomie MUGNIER	FRA	99,12	7	7
8 Olga MIKUTINA	AUT	89,17	8	10
9 Oceane PIEGAD	FRA	83,96	18	8
10 Dora NAGY	HUN	82,95	11	13
11 Katinka GYORFI	HUN	82,73	14	11
12 Mikai VAN OMMEREN	NED	82,45	13	12
13 Elizaveta MINCHENKO	LAT	78,47	23	9
14 Julia LANG	HUN	77,90	9	19
15 Federica ZAMPONI	ITA	76,62	12	16
16 Emese CSISZER	HUN	75,86	16	14
17 Miriam ROTTENSTEINER	AUT	74,51	19	15
18 Viola SERGEJEVA	EST	73,33	10	22
19 Alessia MALERBA	ITA	73,27	17	17
20 Anja LIEDHOLM	SWE	70,64	20	21
21 Maartje VAN VEEN	NED	69,21	22	18
22 Csenge RABB	HUN	68,15	15	24
23 Amalia MARCOLIN	ITA	66,81	30	20
24 Aurora COLAONE	ITA	65,64	21	26
25 Victoria LASS	EST	65,09	27	23
26 Karla CORALIC	CRO	62,73	26	25
27 Chiara CICCONI	ITA	59,57	31	27
28 Josipa JAGODIC	CRO	57,30	24	30
29 Roxy JANSSEN	NED	57,27	25	29
30 Lucija SIMON	CRO	56,97	28	28
31 Marta NEDVED	CRO	54,13	32	31
32 Anna IANNETTI	ITA	53,85	29	34
33 Darja MIJATOVIC	SRB	51,76	33	33
34 Bernardett SZIGETI	HUN	51,21	35	32
35 Lorena CIZMEK	CRO	50,73	34	35
36 Danica DJORDJEVIC	SRB	48,08	36	36
37 Lara KRILIC	CRO	44,19	37	37
Withdrawn				
Henrietta BALOGH	HUN			
Zoe GAL	HUN			
Emese GLOZIK	HUN			
Regina SCHERMANN	HUN			
Ayca ISMURATLAR	TUR			
Sude OZTURK	TUR			

Golden Bear 2016

Ms. Lovorka KODRIN CRO

Referee



Printed: 29.10.2016 12:31:31

Ms. Elisabetta BIGNARDI ITA

Technical Controller



Golden Bear 2016

RESULTS

ADVANCED NOVICES LADIES SHORT PROGRAM

Pl.	Name	Nation	Total Segment Score
1	Audrey SHIN	USA	42.49
2	Kaitlyn NGUYEN	USA	41.70
3	Pooja KALYAN	USA	40.62
4	Selma IHR	SWE	39.21
5	Marina PIREDDA	ITA	39.03
6	Hana KOSIC	CRO	38.44
7	Naomie MUGNIER	FRA	34.72
8	Olga MIKUTINA	AUT	33.30
9	Julia LANG	HUN	31.64
10	Viola SERGEJEVA	EST	30.02
11	Dora NAGY	HUN	29.52
12	Federica ZAMPONI	ITA	29.26
13	Mikai VAN OMMEREN	NED	28.78
14	Katinka GYORFI	HUN	27.77
15	Csenge RABB	HUN	27.12
16	Emese CSISZER	HUN	26.74
17	Alessia MALERBA	ITA	26.40
18	Oceane PIEGAD	FRA	26.18
19	Miriam ROTTENSTEINER	AUT	26.00
20	Anja LIEDHOLM	SWE	25.74
21	Aurora COLAONE	ITA	25.30
22	Maartje VAN VEEN	NED	22.44
23	Elizaveta MINCHENKO	LAT	22.40
24	Josipa JAGODIC	CRO	22.16
25	Roxy JANSSEN	NED	22.07
26	Karla CORALIC	CRO	22.00
27	Victoria LASS	EST	21.85
28	Lucija SIMON	CRO	21.46
29	Anna IANNETTI	ITA	21.45
30	Amalia MARCOLIN	ITA	20.87
31	Chiara CICONI	ITA	20.07
32	Marta NEDVED	CRO	19.55
33	Darja MIJATOVIC	SRB	19.03
34	Lorena CIZMEK	CRO	18.86
35	Bernardett SZIGETI	HUN	17.41
36	Danica DJORDJEVIC	SRB	16.70
37	Lara KRILIC	CRO	15.58

ADVANCED NOVICES LADIES

RESULT DETAILS SHORT PROGRAM

Pl.	Name	Nation	Total Segment Score =	Total Element Score +	Tot. Prog. Comp. Score * +	SS	TR	PE	IN	Deduct. -	
1	Audrey SHIN	USA	42.49	24.27	18.72	5.83	5.58	5.92	0.00	6.08	0.50
2	Kaitlyn NGUYEN	USA	41.70	24.06	18.14	5.75	5.58	5.67	0.00	5.67	0.50
3	Pooja KALYAN	USA	40.62	23.40	17.72	5.58	5.17	5.58	0.00	5.83	0.50
4	Selma IHR	SWE	39.21	23.33	15.88	4.92	4.75	5.17	0.00	5.00	0.00
5	Marina PIREDDA	ITA	39.03	23.03	16.00	5.17	4.83	5.17	0.00	4.83	0.00
6	Hana KOSIC	CRO	38.44	22.24	16.20	5.00	4.67	5.25	0.00	5.33	0.00
7	Naomie MUGNIER	FRA	34.72	18.44	16.78	5.33	5.00	5.33	0.00	5.33	0.50
8	Olga MIKUTINA	AUT	33.30	16.76	16.54	5.08	5.00	5.17	0.00	5.42	0.00
9	Julia LANG	HUN	31.64	17.30	14.34	4.33	4.17	4.67	0.00	4.75	0.00
10	Viola SERGEJEVA	EST	30.02	16.96	13.06	4.25	4.08	4.00	0.00	4.00	0.00
11	Dora NAGY	HUN	29.52	15.56	14.46	4.58	4.25	4.67	0.00	4.58	0.50
12	Federica ZAMPONI	ITA	29.26	17.20	12.06	3.75	3.58	3.92	0.00	3.83	0.00
13	Mikai VAN OMMEREN	NED	28.78	16.30	12.48	4.08	3.67	3.92	0.00	3.92	0.00
14	Katinka GYORFI	HUN	27.77	15.67	12.60	4.08	3.75	4.00	0.00	3.92	0.50
15	Csenge RABB	HUN	27.12	13.20	13.92	4.25	4.08	4.58	0.00	4.50	0.00
16	Emese CSISZER	HUN	26.74	12.76	13.98	4.33	4.08	4.58	0.00	4.50	0.00
17	Alessia MALERBA	ITA	26.40	13.50	13.40	4.08	3.92	4.42	0.00	4.33	0.50
18	Oceane PIEGAD	FRA	26.18	11.34	15.34	4.83	4.67	4.75	0.00	4.92	0.50
19	Miriam ROTTENSTEINER	AUT	26.00	12.50	14.00	4.42	4.00	4.58	0.00	4.50	0.50
20	Anja LIEDHOLM	SWE	25.74	13.36	12.88	4.00	3.75	4.17	0.00	4.17	0.50
21	Aurora COLAONE	ITA	25.30	13.10	12.20	3.75	3.58	4.00	0.00	3.92	0.00
22	Maartje VAN VEEN	NED	22.44	10.84	11.60	3.42	3.33	3.67	0.00	4.08	0.00
23	Elizaveta MINCHENKO	LAT	22.40	9.60	13.80	4.42	3.75	4.58	0.00	4.50	1.00
24	Josipa JAGODIC	CRO	22.16	13.40	9.26	3.00	2.58	3.08	0.00	2.92	0.50
25	Roxy JANSSEN	NED	22.07	10.57	12.00	3.83	3.67	3.83	0.00	3.67	0.50
26	Karla CORALIC	CRO	22.00	11.60	10.40	3.50	2.92	3.25	0.00	3.33	0.00
27	Victoria LASS	EST	21.85	10.43	11.42	3.67	3.42	3.75	0.00	3.42	0.00
28	Lucija SIMON	CRO	21.46	10.50	11.46	3.58	3.33	3.75	0.00	3.67	0.50
29	Anna IANNETTI	ITA	21.45	9.97	11.48	3.67	3.42	3.67	0.00	3.58	0.00
30	Amalia MARCOLIN	ITA	20.87	8.03	13.34	4.25	4.00	4.17	0.00	4.25	0.50

ADVANCED NOVICES LADIES

RESULT DETAILS SHORT PROGRAM

Pl.	Name	Nation	Total Segment Score =	Total Element Score +	Tot. Prog. Comp. Score * +	SS	TR	PE	IN	Deduct. -	
31	Chiara CICCONI	ITA	20.07	9.73	10.34	3.42	2.92	3.33	0.00	3.25	0.00
32	Marta NEDVED	CRO	19.55	10.23	9.32	2.75	2.83	3.08	0.00	3.00	0.00
33	Darja MIJATOVIC	SRB	19.03	11.33	10.20	3.08	2.92	3.33	0.00	3.42	2.50
34	Lorena CIZMEK	CRO	18.86	10.30	9.06	3.08	2.67	2.83	0.00	2.75	0.50
35	Bernardett SZIGETI	HUN	17.41	7.43	10.48	3.50	3.00	3.42	0.00	3.17	0.50
36	Danica DJORDJEVIC	SRB	16.70	8.90	7.80	2.75	2.42	2.50	0.00	2.08	0.00
37	Lara KRILIC	CRO	15.58	8.30	7.28	2.25	2.00	2.42	0.00	2.42	0.00

SS = Skating Skills

TR = Transitions

PE = Performance

IN = Interpretation of Music

* = factored score

Printed: 2.11.2016 14:33:25

Golden Bear 2016

ADVANCED NOVICES LADIES SHORT PROGRAM

JUDGES DETAILS PER SKATER

Rank	Name	Nation	Starting Number	Total Segment Score	Total Element Score	Program Score (factored)	Total Component Score (factored)	Total Deductions
1	Audrey SHIN	USA	35	42.49	24.27		18.72	0.50

#	Executed Elements	Info	Base Value	GOE	J1	J2	J3	J4	J5	J6	J7	J8	J9	Ref	Scores of Panel
1	3Lz<	<	4.20	-2.10	-3	-3	-3	-3	-3						2.10
2	3F+2T		6.60	0.93	1	1	1	2	2						7.53
3	LSp3		2.40	1.17	2	2	2	3	3						3.57
4	2A		3.30	0.50	0	1	1	1	2						3.80
5	CCoSp3		3.00	1.00	2	1	2	2	3						4.00
6	StSq2		2.60	0.67	1	1	1	2	2						3.27
			22.10												24.27
	Program Components			Factor											
	Skating Skills			0.80	5.25	5.25	5.50	6.75	7.00						5.83
	Transitions			0.80	5.00	5.25	5.00	6.50	6.50						5.58
	Performance			0.80	5.25	5.50	5.50	6.75	6.75						5.92
	Interpretation of Music			0.80	5.00	5.75	5.50	7.00	7.00						6.08
	Judges Total Program Component Score (factored)														18.72

Deductions	Falls: -0.50	-0.50
-------------------	--------------	--------------

< Under-rotated jump

Rank	Name	Nation	Starting Number	Total Segment Score	Total Element Score	Program Score (factored)	Total Component Score (factored)	Total Deductions
2	Kaitlyn NGUYEN	USA	42	41.70	24.06		18.14	0.50

#	Executed Elements	Info	Base Value	GOE	J1	J2	J3	J4	J5	J6	J7	J8	J9	Ref	Scores of Panel
1	3Lz+2T		7.30	0.23	0	0	1	-1	1						7.53
2	SSp3		2.10	1.00	2	1	1	3	3						3.10
3	StSq3		3.30	0.50	1	1	1	1	2						3.80
4	3Lo<	<	3.60	-2.10	-3	-3	-3	-3	-3						1.50
5	2A		3.30	0.83	2	1	1	2	2						4.13
6	CCoSp3		3.00	1.00	2	2	2	3	2						4.00
			22.60												24.06
	Program Components			Factor											
	Skating Skills			0.80	5.50	5.00	5.25	6.50	6.75						5.75
	Transitions			0.80	5.50	4.00	5.00	6.25	6.50						5.58
	Performance			0.80	5.25	5.00	5.25	6.50	6.50						5.67
	Interpretation of Music			0.80	5.25	4.75	5.50	6.25	6.50						5.67
	Judges Total Program Component Score (factored)														18.14

Deductions	Falls: -0.50	-0.50
-------------------	--------------	--------------

< Under-rotated jump

Rank	Name	Nation	Starting Number	Total Segment Score	Total Element Score	Program Score (factored)	Total Component Score (factored)	Total Deductions
3	Pooja KALYAN	USA	28	40.62	23.40		17.72	0.50

#	Executed Elements	Info	Base Value	GOE	J1	J2	J3	J4	J5	J6	J7	J8	J9	Ref	Scores of Panel
1	3F+2T		6.60	-0.70	-2	-1	-1	-1	0						5.90
2	3Lz		6.00	-1.17	-1	-2	-3	-1	-2						4.83
3	LSp3		2.40	1.00	2	2	2	2	3						3.40
4	StSq3		3.30	1.00	2	2	2	1	2						4.30
5	2A		3.30	-1.50	-3	-3	-3	-3	-3						1.80
6	CCoSp3		3.00	0.17	1	0	0	1	-1						3.17
			24.60												23.40
	Program Components			Factor											
	Skating Skills			0.80	5.25	5.50	5.25	6.25	6.00						5.58
	Transitions			0.80	5.00	5.25	5.25	6.00	5.00						5.17
	Performance			0.80	5.25	5.50	5.50	6.50	5.75						5.58
	Interpretation of Music			0.80	5.50	5.75	5.75	6.50	6.00						5.83
	Judges Total Program Component Score (factored)														17.72

Deductions	Falls: -0.50	-0.50
-------------------	--------------	--------------

Golden Bear 2016

ADVANCED NOVICES LADIES SHORT PROGRAM

JUDGES DETAILS PER SKATER

Rank	Name	Nation	Starting Number	Total Segment Score	Total Element Score	Program Component Score (factored)	Total Deductions
4	Selma IHR	SWE	3	39.21	23.33	15.88	0.00

#	Executed Elements	Info	Base Value	GOE	J1	J2	J3	J4	J5	J6	J7	J8	J9	Ref	Scores of Panel
1	3T+2T		5.60	0.70	1	0	1	1	1						6.30
2	3S		4.40	-0.70	-1	-1	-1	-1	0						3.70
3	CCoSp3		3.00	0.50	1	2	2	0	0						3.50
4	StSq3		3.30	0.33	0	0	1	1	1						3.63
5	2A		3.30	-0.50	-2	-1	-1	-1	-1						2.80
6	LSp3		2.40	1.00	2	2	2	2	2						3.40
			22.00												23.33
	Program Components			Factor											
	Skating Skills			0.80	5.00	5.00	5.25	4.75	4.75						4.92
	Transitions			0.80	4.75	4.75	5.00	4.25	4.75						4.75
	Performance			0.80	5.25	4.75	5.50	5.00	5.25						5.17
	Interpretation of Music			0.80	5.00	5.00	5.50	4.75	5.00						5.00
	Judges Total Program Component Score (factored)														15.88

Deductions	0.00
-------------------	-------------

Rank	Name	Nation	Starting Number	Total Segment Score	Total Element Score	Program Component Score (factored)	Total Deductions
5	Marina PIREDDA	ITA	1	39.03	23.03	16.00	0.00

#	Executed Elements	Info	Base Value	GOE	J1	J2	J3	J4	J5	J6	J7	J8	J9	Ref	Scores of Panel
1	3T+2T		5.60	0.70	1	1	1	1	1						6.30
2	StSq3		3.30	0.50	1	1	1	1	2						3.80
3	3S		4.40	0.00	0	0	0	-1	0						4.40
4	LSp3		2.40	0.50	1	1	1	1	1						2.90
5	2A		3.30	-1.00	-2	-2	-2	-2	-2						2.30
6	FCCoSp3V		2.50	0.83	2	1	1	2	2						3.33
			21.50												23.03
	Program Components			Factor											
	Skating Skills			0.80	5.25	5.25	4.75	5.25	5.00						5.17
	Transitions			0.80	5.00	5.00	4.75	4.25	4.75						4.83
	Performance			0.80	5.25	5.00	5.00	5.50	5.25						5.17
	Interpretation of Music			0.80	4.25	4.75	5.00	4.75	5.25						4.83
	Judges Total Program Component Score (factored)														16.00

Deductions	0.00
-------------------	-------------

Rank	Name	Nation	Starting Number	Total Segment Score	Total Element Score	Program Component Score (factored)	Total Deductions
6	Hana KOSIC	CRO	9	38.44	22.24	16.20	0.00

#	Executed Elements	Info	Base Value	GOE	J1	J2	J3	J4	J5	J6	J7	J8	J9	Ref	Scores of Panel
1	3S+2T		5.70	0.70	1	1	1	1	1						6.40
2	2A		3.30	0.50	1	0	1	1	1						3.80
3	CCoSp3		3.00	0.67	2	1	1	2	1						3.67
4	3Lo<<	<<	1.80	-0.80	-3	-2	-2	-3	-3						1.00
5	StSq3		3.30	0.67	1	1	2	1	2						3.97
6	LSp3		2.40	1.00	2	2	1	2	2						3.40
			19.50												22.24
	Program Components			Factor											
	Skating Skills			0.80	5.25	5.25	5.25	4.50	4.50						5.00
	Transitions			0.80	4.75	4.75	5.25	4.00	4.50						4.67
	Performance			0.80	5.50	5.75	5.50	4.75	4.75						5.25
	Interpretation of Music			0.80	5.50	5.50	5.50	5.00	4.75						5.33
	Judges Total Program Component Score (factored)														16.20

Deductions	0.00
-------------------	-------------

<< Downgraded jump

Golden Bear 2016

ADVANCED NOVICES LADIES SHORT PROGRAM

JUDGES DETAILS PER SKATER

Rank	Name	Nation	Starting Number	Total Segment Score	Total Element Score	Program Score (factored)	Total Component Score (factored)	Total Deductions
7	Naomie MUGNIER	FRA	22	34.72	18.44		16.78	0.50

#	Executed Elements	Info	Base Value	GOE	J1	J2	J3	J4	J5	J6	J7	J8	J9	Ref	Scores of Panel
1	3S		4.40	0.47	1	0	1	0	2						4.87
2	2T<<+COMBO	<<	0.40	-0.30	-3	-3	-3	-3	-3						0.10
3	2A		3.30	0.17	0	0	0	1	1						3.47
4	LSp2		1.90	0.33	2	0	0	1	1						2.23
5	StSq2		2.60	1.00	2	2	2	1	2						3.60
6	CCoSp3		3.00	1.17	2	2	1	3	3						4.17
			15.60												18.44
Program Components			Factor												
Skating Skills			0.80			5.25	5.50	5.25	5.25	5.50					5.33
Transitions			0.80			5.00	4.75	5.00	5.00	5.25					5.00
Performance			0.80			5.00	5.25	5.50	5.50	5.25					5.33
Interpretation of Music			0.80			5.25	5.00	5.25	5.75	5.50					5.33
Judges Total Program Component Score (factored)															16.78

Deductions	Falls: -0.50	-0.50
-------------------	--------------	--------------

<< Downgraded jump

Rank	Name	Nation	Starting Number	Total Segment Score	Total Element Score	Program Score (factored)	Total Component Score (factored)	Total Deductions
8	Olga MIKUTINA	AUT	23	33.30	16.76		16.54	0.00

#	Executed Elements	Info	Base Value	GOE	J1	J2	J3	J4	J5	J6	J7	J8	J9	Ref	Scores of Panel
1	2Lo		1.80	0.30	1	0	1	1	1						2.10
2	1S*+2T	*	1.30	-0.60	-3	-3	-3	-3	-3						0.70
3	2A		3.30	0.50	1	-2	1	1	2						3.80
4	LSp2		1.90	1.00	2	2	2	2	2						2.90
5	StSq2		2.60	0.83	2	2	1	1	2						3.43
6	CCoSp3		3.00	0.83	0	2	1	3	2						3.83
			13.90												16.76
Program Components			Factor												
Skating Skills			0.80			5.00	5.25	5.00	5.25	5.00					5.08
Transitions			0.80			5.25	4.75	4.75	5.50	5.00					5.00
Performance			0.80			4.75	5.00	5.50	5.75	5.00					5.17
Interpretation of Music			0.80			5.00	5.25	5.50	5.75	5.50					5.42
Judges Total Program Component Score (factored)															16.54

Deductions		0.00
-------------------	--	-------------

* Invalid element

Golden Bear 2016

ADVANCED NOVICES LADIES SHORT PROGRAM

JUDGES DETAILS PER SKATER

Rank	Name	Nation	Starting Number	Total Segment Score	Total Element Score	Program Score (factored)	Total Component Score (factored)	Total Deductions
9	Julia LANG	HUN	26	31.64	17.30		14.34	0.00

#	Executed Elements	Info	Base Value	GOE	J1	J2	J3	J4	J5	J6	J7	J8	J9	Ref	Scores of Panel
1	2A		3.30	0.33	0	0	0	2	2						3.63
2	3S<+2T	<	4.40	-1.40	-3	-2	-2	-2	-2						3.00
3	StSq3		3.30	0.50	0	1	1	1	1						3.80
4	SSp3		2.10	0.50	0	1	1	1	1						2.60
5	3T<<	<<	1.30	-0.53	-3	-3	-2	-3	-2						0.77
6	CCoSp3		3.00	0.50	1	1	1	1	2						3.50
			17.40												17.30
Program Components			Factor												
Skating Skills			0.80		4.50	4.25	4.25	4.25	4.50						4.33
Transitions			0.80		4.00	4.00	4.00	4.50	4.50						4.17
Performance			0.80		4.25	4.50	4.75	4.75	4.75						4.67
Interpretation of Music			0.80		4.00	4.75	4.50	5.00	5.00						4.75
Judges Total Program Component Score (factored)															14.34

Deductions		0.00
-------------------	--	-------------

< Under-rotated jump << Downgraded jump

Rank	Name	Nation	Starting Number	Total Segment Score	Total Element Score	Program Score (factored)	Total Component Score (factored)	Total Deductions
10	Viola SERGEJEVA	EST	31	30.02	16.96		13.06	0.00

#	Executed Elements	Info	Base Value	GOE	J1	J2	J3	J4	J5	J6	J7	J8	J9	Ref	Scores of Panel
1	2A		3.30	0.00	0	0	0	0	0						3.30
2	2Lz+2T		3.40	0.00	0	0	0	0	0						3.40
3	2Lo		1.80	0.20	1	0	1	0	1						2.00
4	FCCoSp3		3.00	0.33	1	1	0	0	1						3.33
5	StSq2		2.60	0.00	0	0	0	0	0						2.60
6	LSp1		1.50	0.83	2	1	0	2	2						2.33
			15.60												16.96
Program Components			Factor												
Skating Skills			0.80		4.75	4.25	4.25	4.25	4.25						4.25
Transitions			0.80		4.75	4.00	3.75	4.00	4.25						4.08
Performance			0.80		4.25	4.00	3.75	4.50	3.75						4.00
Interpretation of Music			0.80		4.25	4.00	4.00	4.00	4.00						4.00
Judges Total Program Component Score (factored)															13.06

Deductions		0.00
-------------------	--	-------------

Rank	Name	Nation	Starting Number	Total Segment Score	Total Element Score	Program Score (factored)	Total Component Score (factored)	Total Deductions
11	Dora NAGY	HUN	4	29.52	15.56		14.46	0.50

#	Executed Elements	Info	Base Value	GOE	J1	J2	J3	J4	J5	J6	J7	J8	J9	Ref	Scores of Panel
1	3S<	<	3.10	-2.10	-3	-3	-3	-3	-3						1.00
2	2A<<	<<	1.10	-0.60	-3	-3	-3	-3	-3						0.50
3	LSp3		2.40	0.50	0	1	1	1	1						2.90
4	2Lz+2Lo		3.90	0.30	1	1	1	1	1						4.20
5	StSq3		3.30	0.33	0	0	1	1	1						3.63
6	CCoSp3		3.00	0.33	1	0	0	2	1						3.33
			16.80												15.56
Program Components			Factor												
Skating Skills			0.80		4.75	4.50	4.50	4.50	4.75						4.58
Transitions			0.80		4.25	4.00	4.25	4.25	4.50						4.25
Performance			0.80		4.50	4.50	4.75	4.75	4.75						4.67
Interpretation of Music			0.80		4.00	4.25	4.75	4.75	4.75						4.58
Judges Total Program Component Score (factored)															14.46

Deductions	Falls: -0.50	-0.50
-------------------	--------------	--------------

< Under-rotated jump << Downgraded jump

Golden Bear 2016

ADVANCED NOVICES LADIES SHORT PROGRAM

JUDGES DETAILS PER SKATER

Rank	Name	Nation	Starting Number	Total Segment Score	Total Element Score	Program Component Score (factored)	Total Deductions
12	Federica ZAMPONI	ITA	14	29.26	17.20	12.06	0.00

#	Executed Elements	Info	Base Value	GOE	J1	J2	J3	J4	J5	J6	J7	J8	J9	Ref	Scores of Panel
1	2A		3.30	-0.17	-1	0	0	-1	0						3.13
2	2Lz+2T		3.40	0.00	0	1	0	0	0						3.40
3	CCoSp3		3.00	0.17	1	1	0	0	0						3.17
4	2Lo		1.80	0.30	1	1	1	0	1						2.10
5	StSq3		3.30	0.00	0	0	0	-1	1						3.30
6	SSp2		1.60	0.50	1	1	1	1	1						2.10
			16.40												17.20
	Program Components			Factor											
	Skating Skills			0.80	3.75	4.00	4.25	3.25	3.50						3.75
	Transitions			0.80	3.50	3.75	4.00	3.00	3.50						3.58
	Performance			0.80	3.50	4.25	4.25	3.50	4.00						3.92
	Interpretation of Music			0.80	3.25	4.00	4.25	3.00	4.25						3.83
	Judges Total Program Component Score (factored)														12.06

Deductions															0.00
-------------------	--	--	--	--	--	--	--	--	--	--	--	--	--	--	-------------

Rank	Name	Nation	Starting Number	Total Segment Score	Total Element Score	Program Component Score (factored)	Total Deductions
13	Mikai VAN OMMEREN	NED	18	28.78	16.30	12.48	0.00

#	Executed Elements	Info	Base Value	GOE	J1	J2	J3	J4	J5	J6	J7	J8	J9	Ref	Scores of Panel
1	1A		1.10	0.20	1	0	1	1	1						1.30
2	2Lz+2T		3.40	0.10	0	0	1	0	1						3.50
3	2Lo		1.80	0.00	0	0	0	1	0						1.80
4	LSp3		2.40	0.50	1	1	1	0	1						2.90
5	StSq3		3.30	0.17	1	0	0	-1	1						3.47
6	CCoSp3		3.00	0.33	1	1	1	0	0						3.33
			15.00												16.30
	Program Components			Factor											
	Skating Skills			0.80	4.25	4.00	4.25	4.00	4.00						4.08
	Transitions			0.80	3.75	3.50	3.75	3.50	4.00						3.67
	Performance			0.80	3.75	3.75	4.00	4.00	4.25						3.92
	Interpretation of Music			0.80	3.50	3.50	4.00	4.50	4.25						3.92
	Judges Total Program Component Score (factored)														12.48

Deductions															0.00
-------------------	--	--	--	--	--	--	--	--	--	--	--	--	--	--	-------------

Rank	Name	Nation	Starting Number	Total Segment Score	Total Element Score	Program Component Score (factored)	Total Deductions
14	Katinka GYORFI	HUN	11	27.77	15.67	12.60	0.50

#	Executed Elements	Info	Base Value	GOE	J1	J2	J3	J4	J5	J6	J7	J8	J9	Ref	Scores of Panel
1	CCoSp3		3.00	0.17	0	0	0	1	1						3.17
2	2Lz+2Lo		3.90	0.30	1	1	1	1	1						4.20
3	2A		3.30	-0.33	-1	-1	-1	0	0						2.97
4	CSp1		1.40	0.00	0	0	-1	0	0						1.40
5	StSq2		2.60	0.33	1	0	1	-1	1						2.93
6	2F	!	1.90	-0.90	-3	-3	-3	-3	-3						1.00
			16.10												15.67
	Program Components			Factor											
	Skating Skills			0.80	3.75	4.00	4.25	4.00	4.50						4.08
	Transitions			0.80	3.75	3.75	3.75	3.75	4.00						3.75
	Performance			0.80	3.50	3.75	4.50	4.00	4.25						4.00
	Interpretation of Music			0.80	3.25	3.50	4.25	4.00	4.50						3.92
	Judges Total Program Component Score (factored)														12.60

Deductions		Falls: -0.50													-0.50
-------------------	--	--------------	--	--	--	--	--	--	--	--	--	--	--	--	--------------

! Not clear edge

Golden Bear 2016

ADVANCED NOVICES LADIES SHORT PROGRAM

JUDGES DETAILS PER SKATER

Rank	Name	Nation	Starting Number	Total Segment Score	Total Element Score	Program Score (factored)	Total Component Score (factored)	Total Deductions
15	Csenge RABB	HUN	20	27.12	13.20		13.92	0.00

#	Executed Elements	Info	Base Value	GOE	J1	J2	J3	J4	J5	J6	J7	J8	J9	Ref	Scores of Panel
1	3S+COMBO		4.40	-2.10	-3	-3	-3	-3	-3						2.30
2	3T<	<	3.00	-2.10	-3	-3	-3	-3	-3						0.90
3	LSp2		1.90	0.00	0	0	0	0	1						1.90
4	StSq1		1.80	0.50	1	1	1	1	1						2.30
5	2A		3.30	-1.00	-2	-2	-2	-2	-1						2.30
6	CCoSp3		3.00	0.50	1	1	0	2	1						3.50
			17.40												13.20
	Program Components			Factor											
	Skating Skills			0.80	4.00	4.25	4.25	4.25	4.25						4.25
	Transitions			0.80	3.75	4.00	4.00	4.25	4.25						4.08
	Performance			0.80	4.25	4.50	4.50	4.75	4.75						4.58
	Interpretation of Music			0.80	4.25	4.25	4.50	5.25	4.75						4.50
	Judges Total Program Component Score (factored)														13.92

Deductions	0.00
-------------------	-------------

< Under-rotated jump

Rank	Name	Nation	Starting Number	Total Segment Score	Total Element Score	Program Score (factored)	Total Component Score (factored)	Total Deductions
16	Emese CSISZER	HUN	25	26.74	12.76		13.98	0.00

#	Executed Elements	Info	Base Value	GOE	J1	J2	J3	J4	J5	J6	J7	J8	J9	Ref	Scores of Panel
1	1Lz*	!	0.00	0.00	-	-	-	-	-						0.00
2	2A<	<	2.30	-1.17	-3	-2	-2	-3	-2						1.13
3	LSp3		2.40	0.50	0	2	1	1	1						2.90
4	StSq2		2.60	0.50	1	1	1	1	1						3.10
5	2F+2Lo<	!	3.20	-0.90	-3	-3	-3	-3	-3						2.30
6	CCoSp3		3.00	0.33	1	0	0	2	1						3.33
			13.50												12.76
	Program Components			Factor											
	Skating Skills			0.80	4.25	4.50	4.50	4.25	4.25						4.33
	Transitions			0.80	4.00	4.00	4.25	4.50	4.00						4.08
	Performance			0.80	4.25	4.50	4.75	4.75	4.50						4.58
	Interpretation of Music			0.80	4.25	4.25	4.50	5.00	4.75						4.50
	Judges Total Program Component Score (factored)														13.98

Deductions	0.00
-------------------	-------------

< Under-rotated jump * Invalid element ! Not clear edge

Golden Bear 2016

ADVANCED NOVICES LADIES SHORT PROGRAM

JUDGES DETAILS PER SKATER

Rank	Name	Nation	Starting Number	Total Segment Score	Total Element Score	Program Score (factored)	Total Component Score (factored)	Total Deductions
17	Alessia MALERBA	ITA	12	26.40	13.50		13.40	0.50

#	Executed Elements	Info	Base Value	GOE	J1	J2	J3	J4	J5	J6	J7	J8	J9	Ref	Scores of Panel
1	2F		1.90	0.00	1	0	0	-2	0						1.90
2	2A<	<	2.30	-1.50	-3	-3	-3	-3	-3						0.80
3	2Lz+2T		3.40	0.00	0	0	0	0	0						3.40
4	StSq1		1.80	0.00	0	0	0	-1	1						1.80
5	SSp3		2.10	0.50	1	1	1	1	1						2.60
6	CCoSp3		3.00	0.00	0	0	0	1	0						3.00
			14.50												13.50
Program Components			Factor												
Skating Skills				0.80	4.00	4.00	4.25	4.00	4.25						4.08
Transitions				0.80	3.75	4.00	4.00	3.75	4.00						3.92
Performance				0.80	4.00	4.50	4.50	4.25	4.50						4.42
Interpretation of Music				0.80	3.25	4.50	4.50	4.00	4.50						4.33
Judges Total Program Component Score (factored)															13.40

Deductions	Falls: -0.50	-0.50
-------------------	--------------	--------------

< Under-rotated jump

Rank	Name	Nation	Starting Number	Total Segment Score	Total Element Score	Program Score (factored)	Total Component Score (factored)	Total Deductions
18	Oceane PIEGAD	FRA	39	26.18	11.34		15.34	0.50

#	Executed Elements	Info	Base Value	GOE	J1	J2	J3	J4	J5	J6	J7	J8	J9	Ref	Scores of Panel
1	3Lo<	<	3.60	-0.93	-1	-1	-1	-2	-2						2.67
2	3S<<+COMBO	<<	1.30	-0.60	-3	-3	-3	-3	-3						0.70
3	LSp2		1.90	0.67	2	1	1	2	1						2.57
4	StSq2		2.60	0.50	1	1	1	1	2						3.10
5	2A		3.30	-1.00	-2	-2	-2	-2	-1						2.30
6	CCoSp		0.00	0.00	-	-	-	-	-						0.00
			12.70												11.34
Program Components			Factor												
Skating Skills				0.80	4.50	5.00	5.00	4.75	4.75						4.83
Transitions				0.80	4.50	4.75	4.75	4.25	4.75						4.67
Performance				0.80	4.25	4.75	5.25	4.50	5.00						4.75
Interpretation of Music				0.80	4.50	4.75	5.25	4.75	5.25						4.92
Judges Total Program Component Score (factored)															15.34

Deductions	Falls: -0.50	-0.50
-------------------	--------------	--------------

< Under-rotated jump << Downgraded jump

Golden Bear 2016

ADVANCED NOVICES LADIES SHORT PROGRAM

JUDGES DETAILS PER SKATER

Rank	Name	Nation	Starting Number	Total Segment Score	Total Element Score	Program Score (factored)	Total Component Score (factored)	Total Deductions
19	Miriam ROTTENSTEINER	AUT	17	26.00	12.50		14.00	0.50

#	Executed Elements	Info	Base Value	GOE	J1	J2	J3	J4	J5	J6	J7	J8	J9	Ref	Scores of Panel
1	3S<	<	3.10	-2.10	-3	-3	-3	-3	-3						1.00
2	2A<	<	2.30	-1.33	-3	-3	-2	-2	-3						0.97
3	2Lz+1T*	*	2.10	-0.90	-3	-3	-3	-3	-3						1.20
4	CCoSp3		3.00	0.50	1	1	0	1	1						3.50
5	StSq2		2.60	0.33	1	1	0	0	1						2.93
6	LSp3		2.40	0.50	1	1	0	1	1						2.90
			15.50												12.50
Program Components				Factor											
Skating Skills				0.80	4.75	4.50	4.25	4.25	4.50						4.42
Transitions				0.80	4.25	4.00	3.75	4.00	4.00						4.00
Performance				0.80	4.75	4.50	4.50	4.75	4.50						4.58
Interpretation of Music				0.80	5.00	4.50	4.50	4.25	4.50						4.50
Judges Total Program Component Score (factored)															14.00

Deductions	Falls: -0.50	-0.50
-------------------	--------------	--------------

< Under-rotated jump * Invalid element

Rank	Name	Nation	Starting Number	Total Segment Score	Total Element Score	Program Score (factored)	Total Component Score (factored)	Total Deductions
20	Anja LIEDHOLM	SWE	5	25.74	13.36		12.88	0.50

#	Executed Elements	Info	Base Value	GOE	J1	J2	J3	J4	J5	J6	J7	J8	J9	Ref	Scores of Panel
1	1T*+COMBO	*	0.00	0.00	-	-	-	-	-						0.00
2	3S<<	<<	1.30	-0.60	-3	-3	-3	-3	-3						0.70
3	CCoSp3		3.00	0.00	0	0	0	0	0						3.00
4	2A		3.30	0.33	0	0	1	1	1						3.63
5	StSq3		3.30	0.33	1	0	1	1	0						3.63
6	LSp3		2.40	0.00	0	0	0	1	0						2.40
			13.30												13.36
Program Components				Factor											
Skating Skills				0.80	4.00	4.00	4.25	4.00	4.00						4.00
Transitions				0.80	3.50	3.50	4.00	3.75	4.00						3.75
Performance				0.80	3.75	3.75	4.50	4.50	4.25						4.17
Interpretation of Music				0.80	4.00	4.00	4.75	4.25	4.25						4.17
Judges Total Program Component Score (factored)															12.88

Deductions	Falls: -0.50	-0.50
-------------------	--------------	--------------

<< Downgraded jump * Invalid element

Rank	Name	Nation	Starting Number	Total Segment Score	Total Element Score	Program Score (factored)	Total Component Score (factored)	Total Deductions
21	Aurora COLAONE	ITA	37	25.30	13.10		12.20	0.00

#	Executed Elements	Info	Base Value	GOE	J1	J2	J3	J4	J5	J6	J7	J8	J9	Ref	Scores of Panel
1	2Lo+2Lo		3.60	0.00	0	0	0	0	1						3.60
2	2Lz		2.10	-0.10	0	1	0	-1	-1						2.00
3	1A		1.10	-0.47	-2	-2	-2	-3	-3						0.63
4	CCoSp3		3.00	0.17	0	0	0	1	1						3.17
5	StSq1		1.80	0.00	0	0	0	0	1						1.80
6	LSp2		1.90	0.00	0	0	0	0	0						1.90
			13.50												13.10
Program Components				Factor											
Skating Skills				0.80	3.00	3.25	4.00	4.00	4.50						3.75
Transitions				0.80	3.25	3.00	3.75	3.75	4.50						3.58
Performance				0.80	3.00	3.50	4.25	4.25	5.00						4.00
Interpretation of Music				0.80	3.50	3.25	4.25	4.00	4.75						3.92
Judges Total Program Component Score (factored)															12.20

Deductions		0.00
-------------------	--	-------------

Golden Bear 2016

ADVANCED NOVICES LADIES SHORT PROGRAM

JUDGES DETAILS PER SKATER

Rank	Name	Nation	Starting Number	Total Segment Score	Total Element Score	Program Score (factored)	Total Component Score (factored)	Total Deductions
22	Maartje VAN VEEN	NED	43	22.44	10.84		11.60	0.00

#	Executed Elements	Info	Base Value	GOE	J1	J2	J3	J4	J5	J6	J7	J8	J9	Ref	Scores of Panel
1	2F+COMBO		1.90	-0.90	-3	-3	-3	-3	-3						1.00
2	2Lz		2.10	-0.30	0	-1	0	-2	-2						1.80
3	SSp3		2.10	0.67	1	1	1	2	2						2.77
4	1A+2T*	*	1.10	-0.60	-3	-3	-3	-3	-3						0.50
5	StSq1		1.80	-0.20	1	-1	-1	-1	0						1.60
6	CCoSp3		3.00	0.17	0	0	0	1	1						3.17
			12.00												10.84
Program Components				Factor											
Skating Skills				0.80	3.50	3.25	3.50	3.25	3.75						3.42
Transitions				0.80	4.00	3.00	3.00	3.00	4.00						3.33
Performance				0.80	3.75	3.50	3.50	3.75	4.50						3.67
Interpretation of Music				0.80	4.75	3.75	3.50	3.75	4.75						4.08
Judges Total Program Component Score (factored)															11.60

Deductions															0.00
-------------------	--	--	--	--	--	--	--	--	--	--	--	--	--	--	-------------

* Invalid element

Rank	Name	Nation	Starting Number	Total Segment Score	Total Element Score	Program Score (factored)	Total Component Score (factored)	Total Deductions
23	Elizaveta MINCHENKO	LAT	21	22.40	9.60		13.80	1.00

#	Executed Elements	Info	Base Value	GOE	J1	J2	J3	J4	J5	J6	J7	J8	J9	Ref	Scores of Panel
1	3S<	<	3.10	-2.10	-3	-3	-3	-3	-3						1.00
2	2Lz+2T		3.40	-0.90	-3	-3	-3	-2	-3						2.50
3	CCoSpBV		1.50	0.00	0	0	0	0	0						1.50
4	A*	*	0.00	0.00	-	-	-	-	-						0.00
5	LSp1		1.50	0.00	0	0	0	0	0						1.50
6	StSq2		2.60	0.50	2	1	1	0	1						3.10
			12.10												9.60
Program Components				Factor											
Skating Skills				0.80	4.25	4.25	4.50	4.50	4.75						4.42
Transitions				0.80	3.75	3.50	3.75	3.75	4.50						3.75
Performance				0.80	4.50	4.50	4.75	4.75	4.25						4.58
Interpretation of Music				0.80	4.25	4.25	4.75	4.75	4.50						4.50
Judges Total Program Component Score (factored)															13.80

Deductions	Falls: -1.00														-1.00
-------------------	--------------	--	--	--	--	--	--	--	--	--	--	--	--	--	--------------

< Under-rotated jump * Invalid element

Golden Bear 2016

ADVANCED NOVICES LADIES SHORT PROGRAM

JUDGES DETAILS PER SKATER

Rank	Name	Nation	Starting Number	Total Segment Score	Total Element Score	Program Score (factored)	Total Component Score (factored)	Total Deductions
24	Josipa JAGODIC	CRO	8	22.16	13.40		9.26	0.50

#	Executed Elements	Info	Base Value	GOE	J1	J2	J3	J4	J5	J6	J7	J8	J9	Ref	Scores of Panel
1	2Lz		2.10	-0.10	0	0	0	-2	-1						2.00
2	1A		1.10	0.00	0	0	1	0	0						1.10
3	2F+2Lo<	!	3.20	-0.90	-3	-3	-3	-3	-3						2.30
4	LSp3		2.40	0.00	-1	0	0	0	0						2.40
5	StSq2		2.60	0.00	0	0	0	-1	0						2.60
6	CCoSp3		3.00	0.00	0	0	0	1	0						3.00
			14.40												13.40
Program Components			Factor												
Skating Skills				0.80	2.75	2.75	4.00	3.00	3.25						3.00
Transitions				0.80	2.25	2.25	3.50	2.50	3.00						2.58
Performance				0.80	3.00	2.75	4.00	3.25	3.00						3.08
Interpretation of Music				0.80	2.25	2.75	4.00	2.75	3.25						2.92
Judges Total Program Component Score (factored)															9.26

Deductions	Falls: -0.50	-0.50
-------------------	--------------	--------------

< Under-rotated jump ! Not clear edge

Rank	Name	Nation	Starting Number	Total Segment Score	Total Element Score	Program Score (factored)	Total Component Score (factored)	Total Deductions
25	Roxy JANSSEN	NED	15	22.07	10.57		12.00	0.50

#	Executed Elements	Info	Base Value	GOE	J1	J2	J3	J4	J5	J6	J7	J8	J9	Ref	Scores of Panel
1	2F+2T		3.20	0.00	0	0	0	0	1						3.20
2	2Lz<	<	1.50	-0.90	-3	-3	-3	-3	-3						0.60
3	StSq2		2.60	-0.50	-1	-1	-1	-1	0						2.10
4	SSp2		1.60	0.50	1	1	0	1	1						2.10
5	1A		1.10	0.07	0	0	0	2	1						1.17
6	CCoSp1V		1.70	-0.30	-1	-1	-1	0	-1						1.40
			11.70												10.57
Program Components			Factor												
Skating Skills				0.80	3.75	3.75	4.00	3.75	4.00						3.83
Transitions				0.80	4.00	3.50	3.50	3.50	4.00						3.67
Performance				0.80	3.25	3.50	4.00	4.25	4.00						3.83
Interpretation of Music				0.80	3.00	3.25	3.75	4.00	4.25						3.67
Judges Total Program Component Score (factored)															12.00

Deductions	Falls: -0.50	-0.50
-------------------	--------------	--------------

< Under-rotated jump

Golden Bear 2016

ADVANCED NOVICES LADIES SHORT PROGRAM

JUDGES DETAILS PER SKATER

Rank	Name	Nation	Starting Number	Total Segment Score	Total Element Score	Program Score (factored)	Total Component Score (factored)	Total Deductions
26	Karla CORALIC	CRO	7	22.00	11.60		10.40	0.00

#	Executed Elements	Info	Base Value	GOE	J1	J2	J3	J4	J5	J6	J7	J8	J9	Ref	Scores of Panel
1	2Lz+2Lo<	<	3.40	-0.90	-3	-3	-2	-3	-3						2.50
2	CCoSp3		3.00	0.00	1	0	0	0	0						3.00
3	2F<	<	1.40	-0.30	-1	-1	-1	-2	-1						1.10
4	StSq2		2.60	0.00	0	0	0	-1	0						2.60
5	1A		1.10	0.00	0	0	0	0	0						1.10
6	LSp2		1.90	-0.60	-2	-2	-2	-3	-2						1.30
			13.40												11.60
Program Components			Factor												
Skating Skills			0.80			3.50	3.25	3.75	2.75	3.75					3.50
Transitions			0.80			2.75	2.75	3.25	2.50	3.50					2.92
Performance			0.80			3.00	3.25	3.75	3.00	3.50					3.25
Interpretation of Music			0.80			3.25	3.00	3.75	2.75	3.75					3.33
Judges Total Program Component Score (factored)															10.40

Deductions	0.00
-------------------	-------------

< Under-rotated jump

Rank	Name	Nation	Starting Number	Total Segment Score	Total Element Score	Program Score (factored)	Total Component Score (factored)	Total Deductions
27	Victoria LASS	EST	41	21.85	10.43		11.42	0.00

#	Executed Elements	Info	Base Value	GOE	J1	J2	J3	J4	J5	J6	J7	J8	J9	Ref	Scores of Panel
1	2Lz+2Lo<	<	3.40	-0.30	-1	-1	-1	-2	-1						3.10
2	1A		1.10	0.13	1	0	1	1	0						1.23
3	FCCoSp		0.00	0.00	-	-	-	-	-						0.00
4	2F		1.90	0.00	1	0	0	0	0						1.90
5	LSp2		1.90	0.50	1	1	1	2	1						2.40
6	StSq1		1.80	0.00	0	0	0	0	1						1.80
			10.10												10.43
Program Components			Factor												
Skating Skills			0.80			4.00	3.50	3.75	3.25	3.75					3.67
Transitions			0.80			3.75	3.25	3.25	3.00	3.75					3.42
Performance			0.80			3.75	3.25	3.50	4.75	4.00					3.75
Interpretation of Music			0.80			3.25	3.25	3.25	4.00	3.75					3.42
Judges Total Program Component Score (factored)															11.42

Deductions	0.00
-------------------	-------------

< Under-rotated jump

Golden Bear 2016

ADVANCED NOVICES LADIES SHORT PROGRAM

JUDGES DETAILS PER SKATER

Rank	Name	Nation	Starting Number	Total Segment Score	Total Element Score	Program Score (factored)	Total Component Score (factored)	Total Deductions
28	Lucija SIMON	CRO	38	21.46	10.50		11.46	0.50

#	Executed Elements	Info	Base Value	GOE	J1	J2	J3	J4	J5	J6	J7	J8	J9	Ref	Scores of Panel
1	2A<<	<<	1.10	-0.60	-3	-3	-3	-3	-3						0.50
2	3S<<	<<	1.30	-0.60	-3	-3	-3	-3	-3						0.70
3	CCoSp2		2.50	0.00	1	0	0	0	0						2.50
4	2Lo+2T		3.10	0.00	0	0	0	0	0						3.10
5	LSp2		1.90	0.00	0	0	-1	0	0						1.90
6	StSq1		1.80	0.00	0	0	0	-1	0						1.80
			11.70												10.50
Program Components				Factor											
Skating Skills				0.80	3.50	3.50	3.50	3.75	4.00						3.58
Transitions				0.80	3.25	3.25	3.25	3.50	3.75						3.33
Performance				0.80	3.50	3.50	3.75	4.00	4.00						3.75
Interpretation of Music				0.80	3.00	3.25	3.75	4.00	4.00						3.67
Judges Total Program Component Score (factored)															11.46

Deductions	Falls: -0.50	-0.50
-------------------	--------------	--------------

<< Downgraded jump

Rank	Name	Nation	Starting Number	Total Segment Score	Total Element Score	Program Score (factored)	Total Component Score (factored)	Total Deductions
29	Anna IANNETTI	ITA	29	21.45	9.97		11.48	0.00

#	Executed Elements	Info	Base Value	GOE	J1	J2	J3	J4	J5	J6	J7	J8	J9	Ref	Scores of Panel
1	1A		1.10	0.00	0	0	0	0	0						1.10
2	2F+2T<<	<<	2.30	-0.70	-2	-2	-2	-3	-3						1.60
3	2Lz<	<	1.50	-0.30	-1	-1	-1	-2	-1						1.20
4	CCoSp3		3.00	0.00	0	0	-1	0	0						3.00
5	SSp1		1.30	0.17	0	0	0	1	1						1.47
6	StSq1		1.80	-0.20	-1	-1	-1	0	0						1.60
			11.00												9.97
Program Components				Factor											
Skating Skills				0.80	3.25	3.50	3.75	3.75	4.25						3.67
Transitions				0.80	3.25	3.00	3.50	3.50	4.25						3.42
Performance				0.80	3.00	3.25	3.50	4.25	4.50						3.67
Interpretation of Music				0.80	3.25	3.00	3.50	4.00	4.50						3.58
Judges Total Program Component Score (factored)															11.48

Deductions		0.00
-------------------	--	-------------

< Under-rotated jump << Downgraded jump

Golden Bear 2016

ADVANCED NOVICES LADIES SHORT PROGRAM

JUDGES DETAILS PER SKATER

Rank	Name	Nation	Starting Number	Total Segment Score	Total Element Score	Program Score (factored)	Total Component Score (factored)	Total Deductions
30	Amalia MARCOLIN	ITA	30	20.87	8.03		13.34	0.50

#	Executed Elements	Info	Base Value	GOE	J1	J2	J3	J4	J5	J6	J7	J8	J9	Ref	Scores of Panel
1	2A<<	<<	1.10	-0.60	-3	-3	-3	-3	-3						0.50
2	1Lz*	*	0.00	0.00	-	-	-	-	-						0.00
3	1F*+COMBO	*	0.00	0.00	-	-	-	-	-						0.00
4	StSq2		2.60	0.33	1	1	0	0	1						2.93
5	CCoSp1V		1.70	0.17	1	0	0	0	1						1.87
6	LSp3		2.40	0.33	1	1	-2	1	0						2.73
			7.80												8.03
Program Components				Factor											
Skating Skills				0.80	4.25	4.50	4.00	4.50	4.00						4.25
Transitions				0.80	4.00	4.00	3.50	4.50	4.00						4.00
Performance				0.80	4.00	4.25	3.75	4.75	4.25						4.17
Interpretation of Music				0.80	4.50	4.25	3.50	4.00	4.50						4.25
Judges Total Program Component Score (factored)															13.34

Deductions	Falls: -0.50	-0.50
-------------------	--------------	--------------

<< Downgraded jump * Invalid element

Rank	Name	Nation	Starting Number	Total Segment Score	Total Element Score	Program Score (factored)	Total Component Score (factored)	Total Deductions
31	Chiara CICONI	ITA	6	20.07	9.73		10.34	0.00

#	Executed Elements	Info	Base Value	GOE	J1	J2	J3	J4	J5	J6	J7	J8	J9	Ref	Scores of Panel
1	2A<<	<<	1.10	-0.60	-3	-3	-3	-3	-3						0.50
2	2Lo		1.80	-0.40	-1	-1	-2	-3	-1						1.40
3	2F+COMBO+1Lo<<*+2Lo*	*	1.90	-0.90	-3	-3	-3	-3	0						1.00
4	LSp2		1.90	0.00	0	0	0	0	0						1.90
5	StSq2		2.60	-0.17	-1	0	0	-1	0						2.43
6	CCoSp3V		2.50	0.00	0	0	0	0	0						2.50
			11.80												9.73
Program Components				Factor											
Skating Skills				0.80	3.25	3.00	3.50	3.50	3.50						3.42
Transitions				0.80	2.75	2.75	3.25	2.75	3.50						2.92
Performance				0.80	3.00	3.25	3.50	3.25	3.75						3.33
Interpretation of Music				0.80	2.75	3.00	3.50	3.25	3.75						3.25
Judges Total Program Component Score (factored)															10.34

Deductions		0.00
-------------------	--	-------------

<< Downgraded jump * Invalid element

Golden Bear 2016

ADVANCED NOVICES LADIES SHORT PROGRAM

JUDGES DETAILS PER SKATER

Rank	Name	Nation	Starting Number	Total Segment Score	Total Element Score	Program Score (factored)	Total Component Score (factored)	Total Deductions
32	Marta NEDVED	CRO	16	19.55	10.23		9.32	0.00

#	Executed Elements	Info	Base Value	GOE	J1	J2	J3	J4	J5	J6	J7	J8	J9	Ref	Scores of Panel
1	2F		1.90	-0.30	-1	-1	-1	-1	0						1.60
2	2Lz+2Lo<<	!	2.60	-0.90	-3	-3	-3	-3	-3						1.70
3	CCoSp2V		2.00	-0.20	-1	-1	0	-1	0						1.80
4	1A		1.10	0.00	0	0	0	0	0						1.10
5	LSp2		1.90	-0.30	1	-1	-1	-1	-1						1.60
6	StSq2		2.60	-0.17	0	0	-1	-1	0						2.43
			12.10												10.23
Program Components			Factor												
Skating Skills			0.80			2.50	2.50	3.00	2.75	3.00					2.75
Transitions			0.80			3.25	2.25	2.75	2.50	3.25					2.83
Performance			0.80			3.00	2.75	3.25	3.00	3.25					3.08
Interpretation of Music			0.80			2.75	2.50	3.25	3.00	3.50					3.00
Judges Total Program Component Score (factored)															9.32

Deductions															0.00
-------------------	--	--	--	--	--	--	--	--	--	--	--	--	--	--	-------------

<< Downgraded jump ! Not clear edge

Rank	Name	Nation	Starting Number	Total Segment Score	Total Element Score	Program Score (factored)	Total Component Score (factored)	Total Deductions
33	Darja MIJATOVIC	SRB	19	19.03	11.33		10.20	2.50

#	Executed Elements	Info	Base Value	GOE	J1	J2	J3	J4	J5	J6	J7	J8	J9	Ref	Scores of Panel
1	2Lz		2.10	-0.10	0	-1	-1	0	0						2.00
2	FCCoSp3		3.00	0.00	1	0	0	0	0						3.00
3	1A		1.10	0.00	0	0	0	0	0						1.10
4	2F+1Lo*	*	1.90	-0.90	-3	-3	-3	-3	-3						1.00
5	StSq1		1.80	0.00	0	0	0	0	0						1.80
6	SSp3		2.10	0.33	1	1	0	1	0						2.43
			12.00												11.33
Program Components			Factor												
Skating Skills			0.80			3.00	3.25	3.50	3.00	3.00					3.08
Transitions			0.80			2.75	2.75	3.00	3.50	3.00					2.92
Performance			0.80			3.00	3.25	3.75	3.25	3.50					3.33
Interpretation of Music			0.80			3.00	3.00	3.75	3.75	3.50					3.42
Judges Total Program Component Score (factored)															10.20

Deductions	Late start:	-2.50													-2.50
-------------------	-------------	-------	--	--	--	--	--	--	--	--	--	--	--	--	--------------

* Invalid element

Golden Bear 2016

ADVANCED NOVICES LADIES SHORT PROGRAM

JUDGES DETAILS PER SKATER

Rank	Name	Nation	Starting Number	Total Segment Score	Total Element Score	Program Score (factored)	Total Component Score (factored)	Total Deductions
34	Lorena CIZMEK	CRO	36	18.86	10.30		9.06	0.50

#	Executed Elements	Info	Base Value	GOE	J1	J2	J3	J4	J5	J6	J7	J8	J9	Ref	Scores of Panel
1	SSp2		1.60	0.00	1	0	0	0	0						1.60
2	2F+2Lo		3.70	-0.10	-1	-1	0	0	0						3.60
3	2A<<	<<	1.10	-0.60	-3	-3	-3	-2	-3						0.50
4	2Lz<	<	1.50	-0.90	-3	-3	-3	-3	-3						0.60
5	StSq1		1.80	0.00	0	0	0	0	0						1.80
6	CCoSp2		2.50	-0.30	-1	-1	-1	0	-1						2.20
			12.20												10.30
Program Components			Factor												
Skating Skills			0.80		2.75	3.00	3.25	3.00	3.50						3.08
Transitions			0.80		2.25	2.50	2.75	2.75	3.25						2.67
Performance			0.80		2.50	2.75	3.25	2.50	3.50						2.83
Interpretation of Music			0.80		2.25	2.25	3.25	2.75	3.25						2.75
Judges Total Program Component Score (factored)															9.06

Deductions	Falls: -0.50	-0.50
-------------------	--------------	--------------

< Under-rotated jump << Downgraded jump

Rank	Name	Nation	Starting Number	Total Segment Score	Total Element Score	Program Score (factored)	Total Component Score (factored)	Total Deductions
35	Bernardett SZIGETI	HUN	40	17.41	7.43		10.48	0.50

#	Executed Elements	Info	Base Value	GOE	J1	J2	J3	J4	J5	J6	J7	J8	J9	Ref	Scores of Panel
1	2A<<	<<	1.10	-0.60	-3	-3	-3	-3	-3						0.50
2	3S<+2T<<	<<	3.50	-2.10	-3	-3	-2	-3	-3						1.40
3	CCoSp3V		2.50	0.23	1	-1	-1	1	1						2.73
4	StSq1		1.80	-0.90	-3	-3	-3	-3	-3						0.90
5	3T<<	<<	1.30	-0.60	-3	-3	-2	-3	-3						0.70
6	SSp2		1.60	-0.40	-3	-1	-1	-2	-1						1.20
			11.80												7.43
Program Components			Factor												
Skating Skills			0.80		2.50	3.25	3.50	3.75	4.00						3.50
Transitions			0.80		2.50	2.75	3.25	3.00	3.75						3.00
Performance			0.80		2.75	3.25	3.50	3.50	4.00						3.42
Interpretation of Music			0.80		2.25	3.00	3.25	3.25	4.00						3.17
Judges Total Program Component Score (factored)															10.48

Deductions	Falls: -0.50	-0.50
-------------------	--------------	--------------

< Under-rotated jump << Downgraded jump

Golden Bear 2016

ADVANCED NOVICES LADIES SHORT PROGRAM

JUDGES DETAILS PER SKATER

Rank	Name	Nation	Starting Number	Total Segment Score	Total Element Score	Total Program Component Score (factored)				Total Deductions
36	Danica DJORDJEVIC	SRB	13	16.70	8.90	7.80				0.00

#	Executed Elements	Info	Base Value	GOE	J1	J2	J3	J4	J5	J6	J7	J8	J9	Ref	Scores of Panel
1	2Lo<+2Lo<<	<<	1.80	-0.80	-2	-3	-2	-3	-3						1.00
2	2F<	<	1.40	-0.70	-1	-3	-1	-3	-3						0.70
3	StSq1		1.80	-0.30	-1	-1	-1	-1	-1						1.50
4	1A		1.10	0.00	0	0	0	0	0						1.10
5	CCoSp3		3.00	-0.20	-1	-1	-1	0	0						2.80
6	SSp3		2.10	-0.30	0	-1	-1	-1	-1						1.80
			11.20												8.90
Program Components			Factor												
Skating Skills				0.80	2.50	2.25	3.00	2.75	3.25						2.75
Transitions				0.80	2.25	2.00	2.75	2.25	2.75						2.42
Performance				0.80	2.25	2.50	3.00	2.50	2.50						2.50
Interpretation of Music				0.80	2.00	2.25	2.75	2.00	2.00						2.08
Judges Total Program Component Score (factored)															7.80

Deductions	0.00
-------------------	-------------

< Under-rotated jump << Downgraded jump

Rank	Name	Nation	Starting Number	Total Segment Score	Total Element Score	Total Program Component Score (factored)				Total Deductions
37	Lara KRILIC	CRO	33	15.58	8.30	7.28				0.00

#	Executed Elements	Info	Base Value	GOE	J1	J2	J3	J4	J5	J6	J7	J8	J9	Ref	Scores of Panel
1	2Lz		2.10	-0.90	-2	-3	-3	-3	-3						1.20
2	2F<+2Lo<	<	2.70	-0.70	-2	-2	-2	-3	-3						2.00
3	CCoSp2		2.50	-0.30	0	-1	-1	-1	-1						2.20
4	1A		1.10	0.00	0	0	0	0	-1						1.10
5	LSpB		1.20	-0.60	-1	-2	-2	-3	-2						0.60
6	StSqB		1.50	-0.30	-1	-1	-2	-1	-1						1.20
			11.10												8.30
Program Components			Factor												
Skating Skills				0.80	2.00	2.25	2.25	2.25	2.75						2.25
Transitions				0.80	2.00	1.75	2.00	2.00	2.75						2.00
Performance				0.80	2.25	2.00	2.50	2.50	2.75						2.42
Interpretation of Music				0.80	2.25	2.00	2.75	2.25	3.00						2.42
Judges Total Program Component Score (factored)															7.28

Deductions	0.00
-------------------	-------------

< Under-rotated jump

printed: 2.11.2016 14:33:36

Golden Bear 2016

PANEL OF JUDGES

ADVANCED NOVICES LADIES - FREE SKATING

Officials

Technical Controller	Ms. Elisabetta BIGNARDI	ITA
Technical Specialist	Ms. Sandra PAVICIC	CRO
Assistant Technical Specialist	Ms. Anja BRATEC	SLO

Judges

Referee	Ms. Lovorka KODRIN	CRO
Judges	Mr. Tomislav CIZMESIJA	CRO
	Mr. Stephen FERNANDEZ	GBR
	Ms. Eva SZILAGY	HUN
	Ms. Alenka ZIDAR	SLO
	Ms. Kitty DELIO LAFORTE	USA

Data/Replay Operator

	Mr. Tomislav BISCAN	CRO
	Ms. Nataša BAHAT	CRO

Golden Bear 2016

RESULTS

ADVANCED NOVICES LADIES FREE SKATING

Pl.	Name	Nation	Total Segment Score
1	Kaitlyn NGUYEN	USA	85.55
2	Audrey SHIN	USA	82.51
3	Pooja KALYAN	USA	81.60
4	Marina PIREDDA	ITA	68.16
5	Selma IHR	SWE	66.40
6	Hana KOSIC	CRO	66.33
7	Naomie MUGNIER	FRA	64.40
8	Oceane PIEGAD	FRA	57.78
9	Elizaveta MINCHENKO	LAT	56.07
10	Olga MIKUTINA	AUT	55.87
11	Katinka GYORFI	HUN	54.96
12	Mikai VAN OMMEREN	NED	53.67
13	Dora NAGY	HUN	53.43
14	Emese CSISZER	HUN	49.12
15	Miriam ROTTENSTEINER	AUT	48.51
16	Federica ZAMPONI	ITA	47.36
17	Alessia MALERBA	ITA	46.87
18	Maartje VAN VEEN	NED	46.77
19	Julia LANG	HUN	46.26
20	Amalia MARCOLIN	ITA	45.94
21	Anja LIEDHOLM	SWE	44.90
22	Viola SERGEJEVA	EST	43.31
23	Victoria LASS	EST	43.24
24	Csenge RABB	HUN	41.03
25	Karla CORALIC	CRO	40.73
26	Aurora COLAONE	ITA	40.34
27	Chiara CICONI	ITA	39.50
28	Lucija SIMON	CRO	35.51
29	Roxy JANSSEN	NED	35.20
30	Josipa JAGODIC	CRO	35.14
31	Marta NEDVED	CRO	34.58
32	Bernardett SZIGETI	HUN	33.80
33	Darja MIJATOVIC	SRB	32.73
34	Anna IANNETTI	ITA	32.40
35	Lorena CIZMEK	CRO	31.87
36	Danica DJORDJEVIC	SRB	31.38
37	Lara KRILIC	CRO	28.61

ADVANCED NOVICES LADIES

RESULT DETAILS FREE SKATING

Pl.	Name	Nation	Total Segment Score =	Total Element Score +	Tot. Prog. Comp. Score * +	SS	TR	PE	IN	Deduct. -	
1	Kaitlyn NGUYEN	USA	85.55	48.71	37.34	6.08	5.42	5.92	0.00	5.92	0.50
2	Audrey SHIN	USA	82.51	44.24	38.27	6.17	5.58	6.00	0.00	6.17	0.00
3	Pooja KALYAN	USA	81.60	43.31	38.79	6.08	5.58	6.25	0.00	6.33	0.50
4	Marina PIREDDA	ITA	68.16	33.73	34.93	5.58	5.33	5.50	0.00	5.42	0.50
5	Selma IHR	SWE	66.40	31.16	35.74	5.58	5.42	5.67	0.00	5.67	0.50
6	Hana KOSIC	CRO	66.33	30.60	35.73	5.50	5.33	5.75	0.00	5.75	0.00
7	Naomie MUGNIER	FRA	64.40	29.56	35.34	5.67	5.17	5.58	0.00	5.67	0.50
8	Oceane PIEGAD	FRA	57.78	28.31	29.47	4.75	4.33	4.67	0.00	4.67	0.00
9	Elizaveta MINCHENKO	LAT	56.07	29.67	26.40	4.50	3.83	4.17	0.00	4.00	0.00
10	Olga MIKUTINA	AUT	55.87	24.70	32.67	5.17	4.83	5.00	0.00	5.42	1.50
11	Katinka GYORFI	HUN	54.96	25.23	29.73	4.58	4.25	5.00	0.00	4.75	0.00
12	Mikai VAN OMMEREN	NED	53.67	23.40	30.27	4.75	4.50	4.75	0.00	4.92	0.00
13	Dora NAGY	HUN	53.43	21.03	32.40	5.08	4.92	4.92	0.00	5.33	0.00
14	Emese CSISZER	HUN	49.12	20.02	29.60	4.67	4.33	4.75	0.00	4.75	0.50
15	Miriam ROTTENSTEINER	AUT	48.51	22.04	27.47	4.25	4.00	4.50	0.00	4.42	1.00
16	Federica ZAMPONI	ITA	47.36	21.73	26.13	4.25	4.00	4.25	0.00	3.83	0.50
17	Alessia MALERBA	ITA	46.87	20.13	27.74	4.42	4.17	4.33	0.00	4.42	1.00
18	Maartje VAN VEEN	NED	46.77	21.17	25.60	3.67	3.83	4.17	0.00	4.33	0.00
19	Julia LANG	HUN	46.26	18.86	28.40	4.67	4.00	4.58	0.00	4.50	1.00
20	Amalia MARCOLIN	ITA	45.94	20.97	25.47	4.00	3.67	4.08	0.00	4.17	0.50
21	Anja LIEDHOLM	SWE	44.90	19.40	26.00	4.25	3.67	4.08	0.00	4.25	0.50
22	Viola SERGEJEVA	EST	43.31	17.41	26.40	4.17	3.75	4.33	0.00	4.25	0.50
23	Victoria LASS	EST	43.24	22.44	20.80	3.25	3.08	3.25	0.00	3.42	0.00
24	Csenge RABB	HUN	41.03	14.57	27.46	4.33	4.00	4.33	0.00	4.50	1.00
25	Karla CORALIC	CRO	40.73	20.20	20.53	3.08	2.83	3.42	0.00	3.50	0.00
26	Aurora COLAONE	ITA	40.34	16.30	24.54	3.92	3.58	3.92	0.00	3.92	0.50
27	Chiara CICCONI	ITA	39.50	18.70	20.80	3.42	3.08	3.25	0.00	3.25	0.00
28	Lucija SIMON	CRO	35.51	15.33	20.68	3.42	2.92	3.42	0.00	3.17	0.50
29	Roxy JANSSEN	NED	35.20	14.26	20.94	3.42	2.92	3.42	0.00	3.33	0.00
30	Josipa JAGODIC	CRO	35.14	15.94	19.20	3.00	2.75	3.17	0.00	3.08	0.00

ADVANCED NOVICES LADIES

RESULT DETAILS FREE SKATING

Pl.	Name	Nation	Total Segment Score =	Total Element Score +	Tot. Prog. Comp. Score * +	SS	TR	PE		IN	Deduct. -
31	Marta NEDVED	CRO	34.58	15.36	19.72	3.08	2.83	3.33	0.00	3.08	0.50
32	Bernardett SZIGETI	HUN	33.80	15.27	18.53	2.83	2.50	3.08	0.00	3.17	0.00
33	Darja MIJATOVIC	SRB	32.73	15.07	18.66	3.08	2.67	3.08	0.00	2.83	1.00
34	Anna IANNETTI	ITA	32.40	12.50	20.40	3.58	2.92	3.08	0.00	3.17	0.50
35	Lorena CIZMEK	CRO	31.87	12.50	19.87	3.25	2.83	3.17	0.00	3.17	0.50
36	Danica DJORDJEVIC	SRB	31.38	15.37	16.01	2.67	2.17	2.75	0.00	2.42	0.00
37	Lara KRILIC	CRO	28.61	14.60	14.01	2.25	1.92	2.42	0.00	2.17	0.00

SS = Skating Skills

TR = Transitions

PE = Performance/Execution

IN = Interpretation

* = factored score

Printed: 2.11.2016 14:34:51

Golden Bear 2016

ADVANCED NOVICES LADIES FREE SKATING

JUDGES DETAILS PER SKATER

Rank	Name	Nation	Starting Number	Total Segment Score	Total Element Score	Program Score (factored)	Total Component Score (factored)	Total Deductions
1	Kaitlyn NGUYEN	USA	36	85.55	48.71		37.34	0.50

#	Executed Elements	Info	Base Value	GOE	J1	J2	J3	J4	J5	J6	J7	J8	J9	Ref	Scores of Panel
1	3Lz+3T<<	<<	7.30	-2.10	-3	-3	-3	-3	-3						5.20
2	3Lo		5.10	0.70	0	0	1	2	2						5.80
3	FSSp3		2.60	0.67	1	1	1	2	2						3.27
4	StSq3		3.30	0.17	0	0	0	1	1						3.47
5	2A+3T		7.60	1.17	2	0	1	2	2						8.77
6	3F		5.30	0.93	1	1	0	2	2						6.23
7	3Lz		6.00	0.70	1	1	0	1	2						6.70
8	3S		4.40	0.70	1	1	1	1	1						5.10
9	CCoSp3		3.00	1.17	2	2	1	3	3						4.17
			44.60												48.71
Program Components				Factor											
	Skating Skills			1.60	6.00	5.50	5.50	6.75	7.25						6.08
	Transitions			1.60	5.50	5.00	4.75	5.75	6.50						5.42
	Performance/Execution			1.60	5.75	5.50	5.50	6.50	6.75						5.92
	Interpretation			1.60	5.25	5.50	5.50	7.00	6.75						5.92
	Judges Total Program Component Score (factored)														37.34

Deductions	Falls: -0.50	-0.50
-------------------	--------------	--------------

<< Downgraded jump

Rank	Name	Nation	Starting Number	Total Segment Score	Total Element Score	Program Score (factored)	Total Component Score (factored)	Total Deductions
2	Audrey SHIN	USA	37	82.51	44.24		38.27	0.00

#	Executed Elements	Info	Base Value	GOE	J1	J2	J3	J4	J5	J6	J7	J8	J9	Ref	Scores of Panel
1	3Lz+3T<	<	9.00	-0.70	-1	-1	-1	-1	0						8.30
2	2A		3.30	0.17	0	0	0	1	2						3.47
3	FSSp3		2.60	0.83	2	1	1	2	2						3.43
4	StSq3		3.30	0.67	1	1	0	2	2						3.97
5	3F+2T	!	6.60	-0.47	-1	-1	-1	0	0						6.13
6	3Lo		5.10	0.47	1	0	0	2	1						5.57
7	3Lz		6.00	0.47	0	-1	1	1	2						6.47
8	3F<	<	3.70	-0.47	-1	-1	-1	0	0						3.23
9	CCoSp3		3.00	0.67	1	1	1	2	2						3.67
			42.60												44.24
Program Components				Factor											
	Skating Skills			1.60	6.00	5.25	5.50	7.00	7.50						6.17
	Transitions			1.60	6.00	5.00	5.25	5.50	7.00						5.58
	Performance/Execution			1.60	5.75	5.50	5.75	6.50	7.25						6.00
	Interpretation			1.60	5.75	5.75	5.75	7.00	7.50						6.17
	Judges Total Program Component Score (factored)														38.27

Deductions		0.00
-------------------	--	-------------

< Under-rotated jump ! Not clear edge

Golden Bear 2016

ADVANCED NOVICES LADIES FREE SKATING

JUDGES DETAILS PER SKATER

Rank	Name	Nation	Starting Number	Total Segment Score	Total Element Score	Program Score (factored)	Total Component Score (factored)	Total Deductions
3	Pooja KALYAN	USA	35	81.60	43.31		38.79	0.50

#	Executed Elements	Info	Base Value	GOE	J1	J2	J3	J4	J5	J6	J7	J8	J9	Ref	Scores of Panel
1	3F		5.30	0.70	1	1	1	1	1						6.00
2	3Lz+2T		7.30	0.70	1	1	0	1	1						8.00
3	3S		4.40	0.70	1	1	0	1	1						5.10
4	FSSp3		2.60	0.50	1	0	0	2	2						3.10
5	StSq3		3.30	1.00	2	1	2	2	2						4.30
6	3F+2A+SEQ		6.88	0.00	-1	0	0	1	0						6.88
7	3Lz<	<	4.20	-2.10	-3	-3	-3	-3	-3						2.10
8	3T		4.30	-0.47	-1	-1	-1	0	0						3.83
9	CCoSp3		3.00	1.00	2	2	1	2	2						4.00
			41.28												43.31
Program Components			Factor												
Skating Skills			1.60		6.00	5.75	5.75	6.50	6.75						6.08
Transitions			1.60		5.75	5.50	5.50	5.25	6.50						5.58
Performance/Execution			1.60		5.75	6.00	6.00	6.75	7.25						6.25
Interpretation			1.60		6.25	6.00	6.00	6.75	7.00						6.33
Judges Total Program Component Score (factored)															38.79

Deductions	Falls: -0.50	-0.50
-------------------	--------------	--------------

< Under-rotated jump

Rank	Name	Nation	Starting Number	Total Segment Score	Total Element Score	Program Score (factored)	Total Component Score (factored)	Total Deductions
4	Marina PIREDDA	ITA	33	68.16	33.73		34.93	0.50

#	Executed Elements	Info	Base Value	GOE	J1	J2	J3	J4	J5	J6	J7	J8	J9	Ref	Scores of Panel
1	2A		3.30	0.00	0	0	0	-1	1						3.30
2	CCoSp3		3.00	0.50	2	1	1	1	1						3.50
3	3T+2T		5.60	0.70	1	1	1	1	1						6.30
4	FCSSp3		2.60	0.50	1	1	1	1	2						3.10
5	3S		4.40	-0.70	-1	-1	-1	-1	0						3.70
6	2A		3.30	0.50	1	1	0	1	2						3.80
7	3T		4.30	-2.10	-3	-3	-3	-3	-3						2.20
8	2Lz+2Lo		3.90	0.30	1	0	1	1	1						4.20
9	StSq3		3.30	0.33	1	1	0	0	1						3.63
			33.70												33.73
Program Components			Factor												
Skating Skills			1.60		5.50	5.25	5.25	6.00	6.00						5.58
Transitions			1.60		5.25	5.25	4.75	5.50	5.75						5.33
Performance/Execution			1.60		5.75	5.25	5.25	5.50	5.75						5.50
Interpretation			1.60		5.50	5.00	5.00	5.75	5.75						5.42
Judges Total Program Component Score (factored)															34.93

Deductions	Falls: -0.50	-0.50
-------------------	--------------	--------------

Golden Bear 2016

ADVANCED NOVICES LADIES FREE SKATING

JUDGES DETAILS PER SKATER

Rank	Name	Nation	Starting Number	Total Segment Score	Total Element Score	Program Score (factored)	Total Component Score (factored)	Total Deductions
5	Selma IHR	SWE	34	66.40	31.16		35.74	0.50

#	Executed Elements	Info	Base Value	GOE	J1	J2	J3	J4	J5	J6	J7	J8	J9	Ref	Scores of Panel
1	2T<<	<<	0.40	-0.30	-3	-2	-3	-3	-3						0.10
2	3Lz		6.00	-2.10	-3	-3	-3	-3	-3						3.90
3	3S+2T		5.70	0.23	0	0	1	0	1						5.93
4	2A		3.30	0.00	0	0	0	0	1						3.30
5	FCSSp3		2.60	0.50	1	1	1	1	2						3.10
6	3T		4.30	0.93	1	1	2	0	2						5.23
7	2A		3.30	-1.00	-2	-2	-2	-2	-2						2.30
8	StSq3		3.30	0.50	1	1	1	1	2						3.80
9	CCoSp3		3.00	0.50	0	1	1	1	2						3.50
			31.90												31.16
Program Components				Factor											
	Skating Skills			1.60	5.25	5.00	5.50	6.00	6.25						5.58
	Transitions			1.60	5.50	5.25	5.25	5.50	6.00						5.42
	Performance/Execution			1.60	5.25	5.00	5.75	6.25	6.00						5.67
	Interpretation			1.60	5.00	5.50	5.75	5.75	6.75						5.67
Judges Total Program Component Score (factored)															35.74

Deductions	Falls: -0.50	-0.50
-------------------	--------------	--------------

<< Downgraded jump

Rank	Name	Nation	Starting Number	Total Segment Score	Total Element Score	Program Score (factored)	Total Component Score (factored)	Total Deductions
6	Hana KOSIC	CRO	32	66.33	30.60		35.73	0.00

#	Executed Elements	Info	Base Value	GOE	J1	J2	J3	J4	J5	J6	J7	J8	J9	Ref	Scores of Panel
1	3S+2T		5.70	0.00	0	0	0	0	0						5.70
2	2A+2T		4.60	0.50	1	2	0	1	1						5.10
3	FCSp3		2.80	0.50	1	1	1	1	2						3.30
4	3Lo<	<	3.60	-0.70	-1	-1	-1	-1	-1						2.90
5	CCoSp3		3.00	0.50	1	1	1	1	1						3.50
6	3S<	<	3.10	-0.70	-1	-1	-1	-1	-1						2.40
7	2A<	<	2.30	-0.50	-1	-1	-1	-1	-1						1.80
8	StSq3		3.30	0.50	1	1	0	1	1						3.80
9	2F		1.90	0.20	0	1	0	1	1						2.10
			30.30												30.60
Program Components				Factor											
	Skating Skills			1.60	5.50	5.50	5.25	5.75	5.50						5.50
	Transitions			1.60	5.00	5.25	5.25	5.50	5.50						5.33
	Performance/Execution			1.60	5.50	5.75	5.50	6.00	6.00						5.75
	Interpretation			1.60	5.75	5.75	5.50	5.75	5.75						5.75
Judges Total Program Component Score (factored)															35.73

Deductions		0.00
-------------------	--	-------------

< Under-rotated jump

Golden Bear 2016

ADVANCED NOVICES LADIES FREE SKATING

JUDGES DETAILS PER SKATER

Rank	Name	Nation	Starting Number	Total Segment Score	Total Element Score	Total Program Component Score (factored)	Total Deductions
7	Naomie MUGNIER	FRA	31	64.40	29.56	35.34	0.50

#	Executed Elements	Info	Base Value	GOE	J1	J2	J3	J4	J5	J6	J7	J8	J9	Ref	Scores of Panel
1	3T		4.30	-0.93	-1	-1	-2	-2	-1						3.37
2	3S		4.40	-1.40	-2	-2	-2	-2	-1						3.00
3	3S+2T		5.70	0.23	0	0	0	1	1						5.93
4	FCSp3		2.80	0.50	1	1	1	1	1						3.30
5	1T		0.40	-0.27	-2	-2	-3	-3	-3						0.13
6	2A		3.30	-1.50	-3	-3	-3	-3	-3						1.80
7	StSq2		2.60	0.83	2	2	1	1	2						3.43
8	2A+2T		4.60	0.00	0	0	0	0	1						4.60
9	CCoSp3		3.00	1.00	2	2	2	2	2						4.00
			31.10												29.56
	Program Components			Factor											
	Skating Skills			1.60	5.25	5.50	5.50	6.00	6.75						5.67
	Transitions			1.60	5.00	5.00	5.25	5.25	6.25						5.17
	Performance/Execution			1.60	5.50	5.25	5.75	5.50	6.75						5.58
	Interpretation			1.60	5.25	5.50	5.75	5.75	6.75						5.67
	Judges Total Program Component Score (factored)														35.34

Deductions	Falls: -0.50	-0.50
-------------------	--------------	--------------

Rank	Name	Nation	Starting Number	Total Segment Score	Total Element Score	Total Program Component Score (factored)	Total Deductions
8	Oceane PIEGAD	FRA	20	57.78	28.31	29.47	0.00

#	Executed Elements	Info	Base Value	GOE	J1	J2	J3	J4	J5	J6	J7	J8	J9	Ref	Scores of Panel
1	3T+2A+SEQ		6.08	0.23	0	0	0	1	1						6.31
2	3S		4.40	-0.70	-1	-1	-1	-1	0						3.70
3	CCoSp3		3.00	0.17	1	0	0	0	1						3.17
4	3T		4.30	-0.47	-1	-1	-1	0	0						3.83
5	2A		3.30	0.00	0	0	0	0	0						3.30
6	StSq2		2.60	0.50	1	1	0	1	1						3.10
7	2S		1.30	-0.60	-3	-3	-3	-3	-3						0.70
8	2F		1.90	0.00	1	0	0	0	0						1.90
9	FSSp2		2.30	0.00	0	0	0	1	0						2.30
			29.18												28.31
	Program Components			Factor											
	Skating Skills			1.60	4.75	5.00	4.75	4.50	4.75						4.75
	Transitions			1.60	4.50	4.50	4.25	4.00	4.25						4.33
	Performance/Execution			1.60	4.50	4.75	4.50	4.75	5.00						4.67
	Interpretation			1.60	4.75	4.50	4.25	4.75	5.25						4.67
	Judges Total Program Component Score (factored)														29.47

Deductions		0.00
-------------------	--	-------------

Golden Bear 2016

ADVANCED NOVICES LADIES FREE SKATING

JUDGES DETAILS PER SKATER

Rank	Name	Nation	Starting Number	Total Segment Score	Total Element Score	Program Score (factored)	Total Component Score (factored)	Total Deductions
9	Elizaveta MINCHENKO	LAT	15	56.07	29.67		26.40	0.00

#	Executed Elements	Info	Base Value	GOE	J1	J2	J3	J4	J5	J6	J7	J8	J9	Ref	Scores of Panel
1	2Lz		2.10	0.40	1	2	1	1	2						2.50
2	2A+2T		4.60	-0.33	-1	-1	-1	0	0						4.27
3	3S+2T		5.70	-0.47	-2	0	-1	-1	0						5.23
4	CCoSp2		2.50	0.00	0	0	0	0	0						2.50
5	3S		4.40	0.00	0	0	0	0	1						4.40
6	StSq2		2.60	0.00	0	0	0	0	1						2.60
7	2A		3.30	0.17	0	0	0	1	1						3.47
8	2Lz		2.10	0.00	0	0	0	0	1						2.10
9	FSSp3		2.60	0.00	0	0	0	0	0						2.60
			29.90												29.67
	Program Components			Factor											
	Skating Skills			1.60	3.75	4.25	4.75	4.50	5.00						4.50
	Transitions			1.60	2.75	3.50	4.25	3.75	4.50						3.83
	Performance/Execution			1.60	3.00	3.75	5.00	4.25	4.50						4.17
	Interpretation			1.60	2.75	3.25	5.00	4.00	4.75						4.00
	Judges Total Program Component Score (factored)														26.40

Deductions	0.00
-------------------	-------------

Rank	Name	Nation	Starting Number	Total Segment Score	Total Element Score	Program Score (factored)	Total Component Score (factored)	Total Deductions
10	Olga MIKUTINA	AUT	30	55.87	24.70		32.67	1.50

#	Executed Elements	Info	Base Value	GOE	J1	J2	J3	J4	J5	J6	J7	J8	J9	Ref	Scores of Panel
1	3Lo		5.10	-1.40	-2	-2	-2	-3	-1						3.70
2	1S		0.40	-0.10	-1	-1	-1	-1	0						0.30
3	3T+2T		5.60	0.00	0	0	0	0	0						5.60
4	2A		3.30	0.00	0	0	0	0	1						3.30
5	3S<	<	3.10	-2.10	-3	-3	-3	-3	-3						1.00
6	3Lo<<<+REP	<<	1.26	-0.90	-3	-3	-3	-3	-3						0.36
7	FCSp2		2.30	0.67	1	1	1	2	2						2.97
8	StSq3		3.30	0.50	1	1	1	1	1						3.80
9	CCoSp3		3.00	0.67	1	1	1	2	2						3.67
			27.36												24.70
	Program Components			Factor											
	Skating Skills			1.60	5.25	5.00	5.00	5.25	6.00						5.17
	Transitions			1.60	4.75	4.50	4.75	5.00	5.50						4.83
	Performance/Execution			1.60	5.00	5.00	5.00	5.00	5.75						5.00
	Interpretation			1.60	5.25	5.25	5.25	5.75	6.00						5.42
	Judges Total Program Component Score (factored)														32.67

Deductions	Falls: -1.50	-1.50
-------------------	--------------	--------------

< Under-rotated jump << Downgraded jump REP Jump repetition

Golden Bear 2016

ADVANCED NOVICES LADIES FREE SKATING

JUDGES DETAILS PER SKATER

Rank	Name	Nation	Starting Number	Total Segment Score	Total Element Score	Program Score (factored)	Total Component Score (factored)	Total Deductions
11	Katinka GYORFI	HUN	24	54.96	25.23		29.73	0.00

#	Executed Elements	Info	Base Value	GOE	J1	J2	J3	J4	J5	J6	J7	J8	J9	Ref	Scores of Panel
1	2A+2T		4.60	-0.17	0	-1	-1	0	0						4.43
2	2Lz+2Lo		3.90	-0.40	-2	-1	0	-2	-1						3.50
3	2A<	<	2.30	-0.50	-1	-1	-1	-2	-1						1.80
4	CCoSp3		3.00	0.50	1	1	0	1	1						3.50
5	StSq3		3.30	0.33	1	0	0	1	1						3.63
6	2Lo		1.80	0.10	0	0	1	0	1						1.90
7	FCSp1		1.90	0.17	1	1	0	0	0						2.07
8	2Lz		2.10	0.30	1	1	1	1	1						2.40
9	2F		1.90	0.10	0	0	1	0	1						2.00
			24.80												25.23
Program Components				Factor											
	Skating Skills			1.60	5.00	4.50	4.25	4.50	4.75						4.58
	Transitions			1.60	4.75	4.00	3.75	4.00	4.75						4.25
	Performance/Execution			1.60	5.00	4.75	4.25	5.25	5.25						5.00
	Interpretation			1.60	4.75	4.50	4.25	5.00	5.00						4.75
Judges Total Program Component Score (factored)															29.73

Deductions	0.00
-------------------	-------------

< Under-rotated jump

Rank	Name	Nation	Starting Number	Total Segment Score	Total Element Score	Program Score (factored)	Total Component Score (factored)	Total Deductions
12	Mikai VAN OMMEREN	NED	25	53.67	23.40		30.27	0.00

#	Executed Elements	Info	Base Value	GOE	J1	J2	J3	J4	J5	J6	J7	J8	J9	Ref	Scores of Panel
1	1A		1.10	0.07	0	0	1	0	1						1.17
2	2Lz+2T		3.40	0.00	0	0	0	0	0						3.40
3	2F		1.90	0.10	0	0	0	1	1						2.00
4	2Lz+2T		3.40	0.10	0	0	0	1	1						3.50
5	FSSp3		2.60	0.00	0	0	0	1	0						2.60
6	2Lo		1.80	0.00	0	0	0	0	0						1.80
7	StSq3		3.30	0.33	1	1	0	0	1						3.63
8	2Lo		1.80	0.00	0	0	0	0	0						1.80
9	CCoSp3		3.00	0.50	2	1	0	1	1						3.50
			22.30												23.40
Program Components				Factor											
	Skating Skills			1.60	4.75	4.75	4.50	4.75	4.75						4.75
	Transitions			1.60	4.75	4.50	4.25	4.25	5.00						4.50
	Performance/Execution			1.60	5.00	5.00	4.25	4.50	4.75						4.75
	Interpretation			1.60	5.00	4.75	4.25	5.00	5.00						4.92
Judges Total Program Component Score (factored)															30.27

Deductions	0.00
-------------------	-------------

Golden Bear 2016

ADVANCED NOVICES LADIES FREE SKATING

JUDGES DETAILS PER SKATER

Rank	Name	Nation	Starting Number	Total Segment Score	Total Element Score	Program Score (factored)	Total Component Score (factored)	Total Deductions
13	Dora NAGY	HUN	27	53.43	21.03		32.40	0.00

#	Executed Elements	Info	Base Value	GOE	J1	J2	J3	J4	J5	J6	J7	J8	J9	Ref	Scores of Panel
1	3S<<+2T	<<	2.60	-0.40	-2	-2	-2	-2	-2						2.20
2	2A<<	<<	1.10	-0.40	-2	-2	-2	-3	-2						0.70
3	3T<<	<<	1.30	-0.60	-3	-3	-3	-3	-3						0.70
4	FCSp3		2.80	0.17	-1	0	0	1	1						2.97
5	1S		0.40	-0.07	-1	-1	-1	0	0						0.33
6	2Lz+2Lo		3.90	0.20	0	1	0	1	1						4.10
7	StSq3		3.30	1.00	2	2	1	2	2						4.30
8	2Lz		2.10	0.30	1	1	1	1	2						2.40
9	CCoSp3		3.00	0.33	1	0	0	1	1						3.33
			20.50												21.03
Program Components				Factor											
	Skating Skills			1.60	5.00	5.00	4.75	5.25	5.25						5.08
	Transitions			1.60	5.00	4.75	4.50	5.00	5.00						4.92
	Performance/Execution			1.60	4.75	4.75	4.50	5.75	5.25						4.92
	Interpretation			1.60	5.25	5.50	5.00	5.75	5.25						5.33
Judges Total Program Component Score (factored)															32.40

Deductions	0.00
-------------------	-------------

<< Downgraded jump

Rank	Name	Nation	Starting Number	Total Segment Score	Total Element Score	Program Score (factored)	Total Component Score (factored)	Total Deductions
14	Emese CSISZER	HUN	22	49.12	20.02		29.60	0.50

#	Executed Elements	Info	Base Value	GOE	J1	J2	J3	J4	J5	J6	J7	J8	J9	Ref	Scores of Panel
1	3T<<	<<	1.30	-0.60	-3	-3	-3	-3	-3						0.70
2	2A<<	<<	1.10	-0.40	-2	-2	-2	-2	-2						0.70
3	2Lz+2Lo	!	3.90	-0.30	-1	-1	-1	-2	0						3.60
4	2A<<+1Lo<<+2T+SEQ	<<	1.92	-0.60	-3	-3	-3	-3	-3						1.32
5	FCSSp2		2.30	0.50	1	1	1	1	1						2.80
6	StSq3		3.30	0.50	2	1	0	1	1						3.80
7	2Lo		1.80	0.00	0	0	0	0	0						1.80
8	2Lz	!	2.10	-0.30	-1	-1	-1	-1	0						1.80
9	CCoSp3		3.00	0.50	1	1	1	1	1						3.50
			20.72												20.02
Program Components				Factor											
	Skating Skills			1.60	4.75	4.25	4.50	4.75	4.75						4.67
	Transitions			1.60	4.50	4.25	4.25	4.25	4.75						4.33
	Performance/Execution			1.60	4.50	4.50	4.75	5.00	5.00						4.75
	Interpretation			1.60	5.00	4.75	4.50	4.50	5.25						4.75
Judges Total Program Component Score (factored)															29.60

Deductions	Falls: -0.50	-0.50
-------------------	--------------	--------------

<< Downgraded jump ! Not clear edge

Golden Bear 2016

ADVANCED NOVICES LADIES FREE SKATING

JUDGES DETAILS PER SKATER

Rank	Name	Nation	Starting Number	Total Segment Score	Total Element Score	Program Score (factored)	Total Component Score (factored)	Total Deductions
15	Miriam ROTTENSTEINER	AUT	19	48.51	22.04		27.47	1.00

#	Executed Elements	Info	Base Value	GOE	J1	J2	J3	J4	J5	J6	J7	J8	J9	Ref	Scores of Panel
1	3S<	<	3.10	-2.10	-3	-3	-3	-3	-3						1.00
2	2Lo		1.80	0.10	0	0	0	1	1						1.90
3	2A+2T		4.60	0.17	0	0	0	1	1						4.77
4	FCSSp2		2.30	0.17	0	0	0	1	1						2.47
5	StSq2		2.60	0.50	1	1	1	0	1						3.10
6	2A<<	<<	1.10	-0.60	-3	-3	-3	-3	-3						0.50
7	2Lz+2T		3.40	0.00	0	0	0	-2	0						3.40
8	2F		1.90	0.00	0	0	0	0	0						1.90
9	CCoSp3		3.00	0.00	0	0	0	0	0						3.00
			23.80											22.04	
Program Components			Factor												
Skating Skills			1.60		4.00	4.25	4.25	4.25	4.50					4.25	
Transitions			1.60		4.00	4.00	4.00	4.00	4.50					4.00	
Performance/Execution			1.60		4.25	4.25	4.50	4.75	4.75					4.50	
Interpretation			1.60		4.50	4.25	4.50	4.25	5.00					4.42	
Judges Total Program Component Score (factored)														27.47	

Deductions	Falls: -1.00	-1.00
-------------------	--------------	--------------

< Under-rotated jump << Downgraded jump

Rank	Name	Nation	Starting Number	Total Segment Score	Total Element Score	Program Score (factored)	Total Component Score (factored)	Total Deductions
16	Federica ZAMPONI	ITA	26	47.36	21.73		26.13	0.50

#	Executed Elements	Info	Base Value	GOE	J1	J2	J3	J4	J5	J6	J7	J8	J9	Ref	Scores of Panel
1	2A+2T<<	<<	3.70	-1.50	-3	-3	-3	-3	-3						2.20
2	2A		3.30	0.00	0	0	-1	0	1						3.30
3	2Fe	e	1.40	-0.60	-2	-2	-2	-2	-2						0.80
4	CCoSp3		3.00	0.33	2	1	0	0	1						3.33
5	2Lz+1T		2.50	-0.40	-1	-1	-2	-2	-1						2.10
6	2Lo		1.80	0.00	0	0	1	0	0						1.80
7	2Lz		2.10	0.00	0	0	0	0	0						2.10
8	StSq3		3.30	0.00	0	0	0	-1	0						3.30
9	FSSp2		2.30	0.50	1	1	1	1	1						2.80
			23.40											21.73	
Program Components			Factor												
Skating Skills			1.60		4.75	4.25	4.25	4.00	4.25					4.25	
Transitions			1.60		4.00	4.00	4.00	3.75	4.25					4.00	
Performance/Execution			1.60		4.25	4.25	4.25	4.25	4.50					4.25	
Interpretation			1.60		3.75	3.75	4.00	3.75	4.50					3.83	
Judges Total Program Component Score (factored)														26.13	

Deductions	Falls: -0.50	-0.50
-------------------	--------------	--------------

<< Downgraded jump e Wrong edge

Golden Bear 2016

ADVANCED NOVICES LADIES FREE SKATING

JUDGES DETAILS PER SKATER

Rank	Name	Nation	Starting Number	Total Segment Score	Total Element Score	Program Score (factored)	Total Component Score (factored)	Total Deductions
17	Alessia MALERBA	ITA	21	46.87	20.13		27.74	1.00

#	Executed Elements	Info	Base Value	GOE	J1	J2	J3	J4	J5	J6	J7	J8	J9	Ref	Scores of Panel
1	2A		3.30	-1.00	-2	-2	-2	-3	-2						2.30
2	2F		1.90	-0.90	-3	-3	-3	-3	-3						1.00
3	2A<<	<<	1.10	-0.60	-3	-3	-3	-3	-3						0.50
4	2F+2T	!	3.20	-0.30	-1	-1	0	-1	-1						2.90
5	CCoSp3		3.00	-0.30	0	0	-2	-1	-2						2.70
6	2Lz		2.10	0.00	0	0	0	0	0						2.10
7	2Lz+2T		3.40	0.20	1	1	0	1	0						3.60
8	StSq2		2.60	-0.17	0	0	-1	-1	0						2.43
9	FCSSp3		2.60	0.00	1	0	0	0	0						2.60
			23.20												20.13
Program Components				Factor											
	Skating Skills			1.60	4.75	4.25	4.50	4.50	4.25						4.42
	Transitions			1.60	4.50	4.00	4.25	4.00	4.25						4.17
	Performance/Execution			1.60	4.50	4.25	4.25	3.25	4.50						4.33
	Interpretation			1.60	4.75	4.00	4.50	3.50	4.75						4.42
Judges Total Program Component Score (factored)															27.74

Deductions	Falls: -1.00	-1.00
-------------------	--------------	--------------

<< Downgraded jump ! Not clear edge

Rank	Name	Nation	Starting Number	Total Segment Score	Total Element Score	Program Score (factored)	Total Component Score (factored)	Total Deductions
18	Maartje VAN VEEN	NED	16	46.77	21.17		25.60	0.00

#	Executed Elements	Info	Base Value	GOE	J1	J2	J3	J4	J5	J6	J7	J8	J9	Ref	Scores of Panel
1	1A+2T		2.40	0.00	0	0	0	-1	0						2.40
2	2F+2T		3.20	0.00	0	0	0	0	0						3.20
3	2Lo		1.80	-0.20	0	-1	-1	-1	0						1.60
4	2Lz		2.10	0.00	0	0	0	0	1						2.10
5	FSSp3		2.60	0.17	1	0	1	0	0						2.77
6	2F		1.90	0.10	1	1	0	0	0						2.00
7	2Lo		1.80	0.00	0	0	0	0	0						1.80
8	StSq1		1.80	0.33	1	1	0	0	1						2.13
9	CCoSp3		3.00	0.17	1	1	0	0	0						3.17
			20.60												21.17
Program Components				Factor											
	Skating Skills			1.60	3.75	3.50	3.75	3.25	4.00						3.67
	Transitions			1.60	4.00	4.00	3.50	3.00	4.00						3.83
	Performance/Execution			1.60	4.00	4.25	4.25	4.00	4.50						4.17
	Interpretation			1.60	4.50	4.25	4.25	3.50	4.50						4.33
Judges Total Program Component Score (factored)															25.60

Deductions		0.00
-------------------	--	-------------

Golden Bear 2016

ADVANCED NOVICES LADIES FREE SKATING

JUDGES DETAILS PER SKATER

Rank	Name	Nation	Starting Number	Total Segment Score	Total Element Score	Program Score (factored)	Total Component Score (factored)	Total Deductions
19	Julia LANG	HUN	29	46.26	18.86		28.40	1.00

#	Executed Elements	Info	Base Value	GOE	J1	J2	J3	J4	J5	J6	J7	J8	J9	Ref	Scores of Panel
1	2A+2T		4.60	-0.17	0	0	-1	-1	1						4.43
2	3S<<	<<	1.30	-0.60	-3	-3	-3	-3	-3						0.70
3	3T<<	<<	1.30	-0.60	-2	-3	-3	-3	-3						0.70
4	CCoSp3		3.00	0.50	1	1	1	2	1						3.50
5	2A<	<	2.30	-1.50	-3	-3	-3	-3	-3						0.80
6	3S<<+2T<<	<<	1.70	-0.60	-3	-3	-3	-3	-3						1.10
7	2Lz		2.10	0.00	0	0	0	0	1						2.10
8	FCSp1		1.90	0.00	0	0	0	0	1						1.90
9	StSq3		3.30	0.33	1	1	0	0	1						3.63
			21.50												18.86
Program Components				Factor											
	Skating Skills			1.60	4.75	5.00	4.25	4.50	4.75						4.67
	Transitions			1.60	4.25	4.00	3.75	3.75	5.00						4.00
	Performance/Execution			1.60	4.75	4.75	4.00	4.25	5.00						4.58
	Interpretation			1.60	5.00	4.50	4.00	4.00	5.50						4.50
	Judges Total Program Component Score (factored)														28.40

Deductions	Falls: -1.00	-1.00
-------------------	--------------	--------------

< Under-rotated jump << Downgraded jump

Rank	Name	Nation	Starting Number	Total Segment Score	Total Element Score	Program Score (factored)	Total Component Score (factored)	Total Deductions
20	Amalia MARCOLIN	ITA	8	45.94	20.97		25.47	0.50

#	Executed Elements	Info	Base Value	GOE	J1	J2	J3	J4	J5	J6	J7	J8	J9	Ref	Scores of Panel
1	2A<<	<<	1.10	-0.40	-2	-1	-2	-2	-2						0.70
2	2Lz+2Lo		3.90	0.00	0	0	0	0	1						3.90
3	2F+2T	!	3.20	-0.30	-1	-1	-1	-1	-1						2.90
4	2Lo		1.80	0.00	0	0	0	0	1						1.80
5	StSq2		2.60	0.50	1	1	0	1	1						3.10
6	CCoSp3		3.00	0.00	1	0	-1	0	0						3.00
7	2Lz		2.10	-0.90	0	-3	-3	-3	-3						1.20
8	2F		1.90	0.00	0	0	0	0	0						1.90
9	FSSp2		2.30	0.17	1	1	0	0	0						2.47
			21.90												20.97
Program Components				Factor											
	Skating Skills			1.60	3.75	4.00	4.00	4.00	4.50						4.00
	Transitions			1.60	3.50	3.75	3.75	3.25	4.00						3.67
	Performance/Execution			1.60	3.75	4.25	4.25	3.75	4.50						4.08
	Interpretation			1.60	4.00	4.25	4.25	3.75	4.25						4.17
	Judges Total Program Component Score (factored)														25.47

Deductions	Falls: -0.50	-0.50
-------------------	--------------	--------------

<< Downgraded jump ! Not clear edge

Golden Bear 2016

ADVANCED NOVICES LADIES FREE SKATING

JUDGES DETAILS PER SKATER

Rank	Name	Nation	Starting Number	Total Segment Score	Total Element Score	Program Score (factored)	Total Component Score (factored)	Total Deductions
21	Anja LIEDHOLM	SWE	18	44.90	19.40		26.00	0.50

#	Executed Elements	Info	Base Value	GOE	J1	J2	J3	J4	J5	J6	J7	J8	J9	Ref	Scores of Panel
1	3S		4.40	-0.23	0	-1	0	-1	0						4.17
2	1T		0.40	0.00	-1	0	0	0	0						0.40
3	2A		3.30	0.00	0	0	-1	0	0						3.30
4	CCoSp2V		2.00	0.00	0	0	-1	0	0						2.00
5	3T<	<	3.00	-2.10	-3	-3	-3	-3	-3						0.90
6	A		0.00	0.00	-	-	-	-	-						0.00
7	1Lz+2T		1.90	0.00	0	0	0	0	0						1.90
8	StSq3		3.30	0.33	1	0	0	1	1						3.63
9	FSSp3		2.60	0.50	1	1	0	1	1						3.10
			20.90												19.40
Program Components			Factor												
Skating Skills			1.60		4.25	4.00	4.25	4.50	4.25						4.25
Transitions			1.60		3.75	3.50	3.75	4.00	3.50						3.67
Performance/Execution			1.60		4.00	4.00	4.25	4.75	3.75						4.08
Interpretation			1.60		4.25	4.25	4.25	4.75	3.75						4.25
Judges Total Program Component Score (factored)															26.00

Deductions	Falls: -0.50	-0.50
-------------------	--------------	--------------

< Under-rotated jump

Rank	Name	Nation	Starting Number	Total Segment Score	Total Element Score	Program Score (factored)	Total Component Score (factored)	Total Deductions
22	Viola SERGEJEVA	EST	28	43.31	17.41		26.40	0.50

#	Executed Elements	Info	Base Value	GOE	J1	J2	J3	J4	J5	J6	J7	J8	J9	Ref	Scores of Panel
1	3S<<	<<	1.30	-0.60	-3	-3	-3	-3	-3						0.70
2	2A<<<+SEQ+1T*	*	0.88	-0.60	-3	-3	-3	-3	-3						0.28
3	CCoSp3		3.00	0.50	1	1	1	1	1						3.50
4	2Lz+2Lo<	<	3.40	-0.30	-1	-1	-1	-1	-1						3.10
5	2A<<	<<	1.10	-0.40	-2	-2	-2	-2	-2						0.70
6	FCSSp2		2.30	0.33	1	1	1	-1	0						2.63
7	StSq2		2.60	0.00	0	0	0	0	0						2.60
8	2F		1.90	0.00	0	0	1	0	0						1.90
9	2Lz		2.10	-0.10	-1	-1	0	0	0						2.00
			18.58												17.41
Program Components			Factor												
Skating Skills			1.60		4.50	4.00	3.75	4.00	4.50						4.17
Transitions			1.60		4.25	3.50	3.50	3.50	4.25						3.75
Performance/Execution			1.60		4.75	4.25	4.00	4.25	4.50						4.33
Interpretation			1.60		4.50	4.00	4.25	4.00	4.75						4.25
Judges Total Program Component Score (factored)															26.40

Deductions	Falls: -0.50	-0.50
-------------------	--------------	--------------

< Under-rotated jump << Downgraded jump * Invalid element

Golden Bear 2016

ADVANCED NOVICES LADIES FREE SKATING

JUDGES DETAILS PER SKATER

Rank	Name	Nation	Starting Number	Total Segment Score	Total Element Score	Program Score (factored)	Total Component Score (factored)	Total Deductions
23	Victoria LASS	EST	11	43.24	22.44		20.80	0.00

#	Executed Elements	Info	Base Value	GOE	J1	J2	J3	J4	J5	J6	J7	J8	J9	Ref	Scores of Panel
1	FSSp3		2.60	0.00	0	0	0	0	0						2.60
2	2F		1.90	0.30	1	1	1	1	1						2.20
3	2S		1.30	0.00	0	0	0	1	0						1.30
4	2Lz+2Lo		3.90	-0.20	-1	-1	1	-1	0						3.70
5	1A		1.10	0.07	0	0	1	0	1						1.17
6	StSq2		2.60	0.00	0	0	0	0	0						2.60
7	2F+2Lo<	<	3.20	-0.30	-1	-1	0	-1	-1						2.90
8	2Lz		2.10	0.20	0	1	1	0	1						2.30
9	CCoSp3		3.00	0.67	2	2	1	1	1						3.67
			21.70												22.44
Program Components				Factor											
	Skating Skills			1.60	3.25	3.25	3.25	3.25	3.75						3.25
	Transitions			1.60	3.25	3.00	3.00	3.00	3.75						3.08
	Performance/Execution			1.60	3.25	3.25	3.25	3.00	4.00						3.25
	Interpretation			1.60	3.50	3.00	3.25	3.50	3.75						3.42
	Judges Total Program Component Score (factored)														20.80

Deductions	0.00
-------------------	-------------

< Under-rotated jump

Rank	Name	Nation	Starting Number	Total Segment Score	Total Element Score	Program Score (factored)	Total Component Score (factored)	Total Deductions
24	Csenge RABB	HUN	23	41.03	14.57		27.46	1.00

#	Executed Elements	Info	Base Value	GOE	J1	J2	J3	J4	J5	J6	J7	J8	J9	Ref	Scores of Panel
1	3S+2T		5.70	-0.93	-2	-1	-1	-2	0						4.77
2	3T<	<	3.00	-2.10	-3	-3	-3	-3	-3						0.90
3	3S<	<	3.10	-0.70	-1	-1	-1	-1	-1						2.40
4	FCSSp		0.00	0.00	-	-	-	-	-						0.00
5	2Lz		2.10	-0.60	-2	-2	-2	-2	-2						1.50
6	2A<<	<<	1.10	-0.60	-3	-3	-3	-3	-3						0.50
7	CCoSp2		2.50	-0.60	-2	-2	-2	-2	-1						1.90
8	StSq1		1.80	0.00	0	0	0	-1	1						1.80
9	2A<	<	2.30	-1.50	-3	-3	-3	-3	-3						0.80
			21.60												14.57
Program Components				Factor											
	Skating Skills			1.60	4.25	4.50	4.25	4.25	4.50						4.33
	Transitions			1.60	4.00	4.00	3.75	4.00	4.50						4.00
	Performance/Execution			1.60	4.25	4.25	4.00	4.50	4.75						4.33
	Interpretation			1.60	4.25	4.50	4.50	4.50	4.75						4.50
	Judges Total Program Component Score (factored)														27.46

Deductions	Falls: -1.00	-1.00
-------------------	--------------	--------------

< Under-rotated jump << Downgraded jump

Golden Bear 2016

ADVANCED NOVICES LADIES FREE SKATING

JUDGES DETAILS PER SKATER

Rank	Name	Nation	Starting Number	Total Segment Score	Total Element Score	Program Component Score (factored)	Total Deductions
25	Karla CORALIC	CRO	12	40.73	20.20	20.53	0.00

#	Executed Elements	Info	Base Value	GOE	J1	J2	J3	J4	J5	J6	J7	J8	J9	Ref	Scores of Panel
1	2Lz+2Lo		3.90	-0.20	0	-1	-1	-1	0						3.70
2	2F		1.90	0.00	0	0	0	0	0						1.90
3	FCSSp3		2.60	-0.20	-1	-1	-1	0	0						2.40
4	StSq1		1.80	0.00	0	0	-1	0	0						1.80
5	1A		1.10	0.00	0	0	0	0	0						1.10
6	2Lz		2.10	0.00	0	0	0	-1	0						2.10
7	2F		1.90	0.00	0	0	0	0	0						1.90
8	2S+2T		2.60	-0.20	-1	-1	-1	-1	0						2.40
9	CCoSp3		3.00	-0.10	1	-1	-1	0	0						2.90
			20.90												20.20
	Program Components			Factor											
	Skating Skills			1.60	3.00	2.75	3.00	3.25	3.50						3.08
	Transitions			1.60	3.00	2.75	2.75	2.75	3.75						2.83
	Performance/Execution			1.60	3.25	3.00	3.25	3.75	3.75						3.42
	Interpretation			1.60	3.50	3.25	3.25	3.75	4.00						3.50
	Judges Total Program Component Score (factored)														20.53

Deductions	0.00
-------------------	-------------

Rank	Name	Nation	Starting Number	Total Segment Score	Total Element Score	Program Component Score (factored)	Total Deductions
26	Aurora COLAONE	ITA	17	40.34	16.30	24.54	0.50

#	Executed Elements	Info	Base Value	GOE	J1	J2	J3	J4	J5	J6	J7	J8	J9	Ref	Scores of Panel
1	2S		1.30	-0.33	-2	-2	-2	0	-1						0.97
2	1A		1.10	0.00	0	0	0	0	0						1.10
3	2F		1.90	-0.40	-1	-1	-2	-2	-1						1.50
4	2Lz+1A+SEQ		2.56	-0.90	-3	-3	-3	0	-3						1.66
5	FCCSp2		2.30	-0.10	0	-1	0	-2	0						2.20
6	2Lz		2.10	0.00	0	0	0	0	1						2.10
7	2F		1.90	-0.10	0	0	-1	-1	0						1.80
8	StSq1		1.80	0.17	1	0	0	-1	1						1.97
9	CCoSp3		3.00	0.00	0	0	0	0	0						3.00
			17.96												16.30
	Program Components			Factor											
	Skating Skills			1.60	4.00	3.75	4.00	3.75	4.25						3.92
	Transitions			1.60	3.75	3.50	3.50	3.25	4.00						3.58
	Performance/Execution			1.60	4.00	4.00	3.75	3.50	4.25						3.92
	Interpretation			1.60	4.25	3.75	3.75	3.50	4.50						3.92
	Judges Total Program Component Score (factored)														24.54

Deductions	Falls: -0.50	-0.50
-------------------	--------------	--------------

Golden Bear 2016

ADVANCED NOVICES LADIES FREE SKATING

JUDGES DETAILS PER SKATER

Rank	Name	Nation	Starting Number	Total Segment Score	Total Element Score	Program Component Score (factored)	Total Deductions
27	Chiara CICONI	ITA	7	39.50	18.70	20.80	0.00

#	Executed Elements	Info	Base Value	GOE	J1	J2	J3	J4	J5	J6	J7	J8	J9	Ref	Scores of Panel
1	2F		1.90	0.00	0	0	0	0	0						1.90
2	A		0.00	0.00	-	-	-	-	-						0.00
3	2Lz		2.10	0.00	0	0	0	-1	0						2.10
4	FCSSp3		2.60	0.50	1	1	1	0	1						3.10
5	2Lo+2T		3.10	0.00	0	0	-1	0	0						3.10
6	2F		1.90	0.00	0	0	0	0	0						1.90
7	StSq1		1.80	0.00	0	1	0	0	0						1.80
8	2Lo		1.80	0.00	0	0	0	0	0						1.80
9	CCoSp3		3.00	0.00	0	0	0	0	0						3.00
			18.20												18.70
	Program Components			Factor											
	Skating Skills			1.60	3.25	3.25	3.50	3.50	4.00						3.42
	Transitions			1.60	3.00	3.00	3.25	3.00	3.75						3.08
	Performance/Execution			1.60	3.50	3.25	3.00	3.00	3.75						3.25
	Interpretation			1.60	3.25	3.50	3.00	2.25	3.75						3.25
	Judges Total Program Component Score (factored)														20.80

Deductions	0.00
-------------------	-------------

Rank	Name	Nation	Starting Number	Total Segment Score	Total Element Score	Program Component Score (factored)	Total Deductions
28	Lucija SIMON	CRO	10	35.51	15.33	20.68	0.50

#	Executed Elements	Info	Base Value	GOE	J1	J2	J3	J4	J5	J6	J7	J8	J9	Ref	Scores of Panel
1	2A<	<	2.30	-1.50	-3	-3	-3	-3	-3						0.80
2	2Lz		2.10	0.10	1	1	0	0	0						2.20
3	CCoSp3		3.00	0.33	1	1	0	1	0						3.33
4	3S<<	<<	1.30	-0.60	-3	-3	-3	-3	-3						0.70
5	2Lz+2T<	<	3.00	-0.30	-1	0	-1	-1	-1						2.70
6	StSq2		2.60	0.00	0	0	0	0	0						2.60
7	1A+2T<<	<<	1.50	-0.40	-2	-2	-2	-2	-3						1.10
8	2F		1.90	0.00	0	0	0	0	0						1.90
9	FCSSp		0.00	0.00	-	-	-	-	-						0.00
			17.70												15.33
	Program Components			Factor											
	Skating Skills			1.60	2.75	3.50	3.50	3.25	3.75						3.42
	Transitions			1.60	2.50	3.00	3.00	2.75	3.50						2.92
	Performance/Execution			1.60	2.75	3.25	3.50	3.50	3.50						3.42
	Interpretation			1.60	3.00	3.25	3.25	3.00	3.50						3.17
	Judges Total Program Component Score (factored)														20.68

Deductions	Falls: -0.50	-0.50
-------------------	--------------	--------------

< Under-rotated jump << Downgraded jump

Golden Bear 2016

ADVANCED NOVICES LADIES FREE SKATING

JUDGES DETAILS PER SKATER

Rank	Name	Nation	Starting Number	Total Segment Score	Total Element Score	Program Score (factored)	Total Component Score (factored)	Total Deductions
29	Roxy JANSSEN	NED	13	35.20	14.26		20.94	0.00

#	Executed Elements	Info	Base Value	GOE	J1	J2	J3	J4	J5	J6	J7	J8	J9	Ref	Scores of Panel
1	2F<<	<<	0.50	-0.30	-3	-3	-3	-3	-3						0.20
2	2Lz		2.10	0.00	0	0	0	0	0						2.10
3	2Lo		1.80	0.00	0	-1	0	0	0						1.80
4	FSSp1		2.00	-0.30	-1	-1	-1	-1	0						1.70
5	1A		1.10	0.00	0	0	0	0	0						1.10
6	CCoSp1V		1.70	0.33	1	0	0	1	1						2.03
7	2Lo+2T<<	<<	2.20	-0.60	-2	-2	-2	-2	-2						1.60
8	StSq2		2.60	-0.17	0	0	-1	-1	0						2.43
9	2S		1.30	0.00	0	0	0	0	1						1.30
			15.30												14.26
Program Components				Factor											
	Skating Skills			1.60	3.50	3.25	3.25	3.50	3.75						3.42
	Transitions			1.60	3.00	2.50	2.75	3.00	4.00						2.92
	Performance/Execution			1.60	3.25	3.25	3.00	3.75	4.00						3.42
	Interpretation			1.60	3.25	3.00	2.75	3.75	4.00						3.33
Judges Total Program Component Score (factored)															20.94

Deductions	0.00
-------------------	-------------

<< Downgraded jump

Rank	Name	Nation	Starting Number	Total Segment Score	Total Element Score	Program Score (factored)	Total Component Score (factored)	Total Deductions
30	Josipa JAGODIC	CRO	14	35.14	15.94		19.20	0.00

#	Executed Elements	Info	Base Value	GOE	J1	J2	J3	J4	J5	J6	J7	J8	J9	Ref	Scores of Panel
1	2Lz<+2T<<	<<	1.90	-0.80	-2	-3	-2	-3	-3						1.10
2	1A		1.10	0.07	0	0	1	0	1						1.17
3	2Fe+2Lo<	e	2.70	-0.90	-3	-3	-3	-3	-3						1.80
4	FCSSp3		2.60	0.00	0	0	0	0	1						2.60
5	StSq1		1.80	0.00	0	0	0	0	1						1.80
6	2Lz		2.10	-0.20	0	-1	-1	-2	0						1.90
7	2F	!	1.90	-0.30	-1	-1	-1	-1	-1						1.60
8	2S		1.30	0.00	0	0	0	0	0						1.30
9	CCoSp2		2.50	0.17	1	1	0	0	0						2.67
			17.90												15.94
Program Components				Factor											
	Skating Skills			1.60	3.00	2.75	2.75	3.25	3.75						3.00
	Transitions			1.60	2.75	2.50	2.50	3.00	3.75						2.75
	Performance/Execution			1.60	3.00	3.00	3.00	3.50	3.75						3.17
	Interpretation			1.60	2.75	2.75	3.00	3.50	3.75						3.08
Judges Total Program Component Score (factored)															19.20

Deductions	0.00
-------------------	-------------

< Under-rotated jump << Downgraded jump e Wrong edge ! Not clear edge

Golden Bear 2016

ADVANCED NOVICES LADIES FREE SKATING

JUDGES DETAILS PER SKATER

Rank	Name	Nation	Starting Number	Total Segment Score	Total Element Score	Program Score (factored)	Total Component Score (factored)	Total Deductions
31	Marta NEDVED	CRO	6	34.58	15.36		19.72	0.50

#	Executed Elements	Info	Base Value	GOE	J1	J2	J3	J4	J5	J6	J7	J8	J9	Ref	Scores of Panel
1	StSq2		2.60	0.00	0	0	0	0	0						2.60
2	2Lz<+2Lo<<	<<	2.00	-0.90	-3	-3	-3	-3	-3						1.10
3	2F<	!	1.40	-0.60	-2	-2	-2	-3	-2						0.80
4	2Lo		1.80	0.00	0	0	0	-1	0						1.80
5	FCSSp2		2.30	-0.20	-1	-1	-1	1	0						2.10
6	2Lz		2.10	-0.30	-1	-1	-1	-2	0						1.80
7	2S+2T<<	<<	1.70	-0.47	-2	-2	-3	-3	-2						1.23
8	1A		1.10	0.00	0	0	0	0	0						1.10
9	CCoSp2		2.50	0.33	1	0	0	1	1						2.83
			17.50												15.36
Program Components				Factor											
Skating Skills				1.60	3.25	2.75	2.75	3.25	3.25						3.08
Transitions				1.60	3.25	2.50	2.50	2.75	3.50						2.83
Performance/Execution				1.60	3.25	3.00	3.25	3.50	3.75						3.33
Interpretation				1.60	3.00	3.00	3.25	3.00	3.50						3.08
Judges Total Program Component Score (factored)															19.72

Deductions	Falls: -0.50	-0.50
-------------------	--------------	--------------

< Under-rotated jump << Downgraded jump ! Not clear edge

Rank	Name	Nation	Starting Number	Total Segment Score	Total Element Score	Program Score (factored)	Total Component Score (factored)	Total Deductions
32	Bernardett SZIGETI	HUN	3	33.80	15.27		18.53	0.00

#	Executed Elements	Info	Base Value	GOE	J1	J2	J3	J4	J5	J6	J7	J8	J9	Ref	Scores of Panel
1	1A+2T		2.40	0.00	0	0	0	-1	0						2.40
2	3S<+2T	<	4.40	-0.93	-1	-2	-1	-3	-1						3.47
3	3T<	<	3.00	-1.40	-2	-2	-2	-3	-2						1.60
4	CSpB*	*	0.00	0.00	-	-	-	-	-						0.00
5	2A		3.30	-1.00	-2	-2	-2	-2	-2						2.30
6	3S<	<	3.10	-2.10	-2	-3	-3	-3	-3						1.00
7	2F		1.90	0.00	0	0	0	0	0						1.90
8	FSSp*	*	0.00	0.00	-	-	-	-	-						0.00
9	StSq2		2.60	0.00	0	0	0	0	0						2.60
			20.70												15.27
Program Components				Factor											
Skating Skills				1.60	2.75	2.75	3.00	2.75	3.50						2.83
Transitions				1.60	2.50	2.50	2.50	2.00	3.75						2.50
Performance/Execution				1.60	2.75	2.75	3.25	3.25	4.00						3.08
Interpretation				1.60	3.00	2.25	3.50	3.00	4.00						3.17
Judges Total Program Component Score (factored)															18.53

Deductions		0.00
-------------------	--	-------------

< Under-rotated jump * Invalid element

Golden Bear 2016

ADVANCED NOVICES LADIES FREE SKATING

JUDGES DETAILS PER SKATER

Rank	Name	Nation	Starting Number	Total Segment Score	Total Element Score	Program Score (factored)	Total Component Score (factored)	Total Deductions
33	Darja MIJATOVIC	SRB	5	32.73	15.07		18.66	1.00

#	Executed Elements	Info	Base Value	GOE	J1	J2	J3	J4	J5	J6	J7	J8	J9	Ref	Scores of Panel
1	2Lo		1.80	0.00	0	0	0	0	0						1.80
2	2Lz<	<	1.50	-0.90	-3	-3	-3	-3	-3						0.60
3	FCSp3		2.80	0.33	1	1	0	0	1						3.13
4	StSq2		2.60	0.00	0	0	0	0	0						2.60
5	2T+2T<	<	2.20	-0.47	-2	-2	-2	-3	-3						1.73
6	1F+1A+SEQ	!	1.28	-0.47	-2	-3	-2	-2	-3						0.81
7	1Lz<<	<<	0.00	0.00	-	-	-	-	-						0.00
8	2F	!	1.90	-0.50	-1	-1	-2	-2	-2						1.40
9	CCoSp3		3.00	0.00	0	1	0	0	0						3.00
			17.08											15.07	
Program Components				Factor											
Skating Skills				1.60	2.75	2.50	3.00	3.50	3.50						3.08
Transitions				1.60	2.75	2.50	2.50	2.75	3.25						2.67
Performance/Execution				1.60	2.50	2.75	3.25	3.25	3.50						3.08
Interpretation				1.60	2.75	2.50	2.75	3.00	3.50						2.83
Judges Total Program Component Score (factored)														18.66	

Deductions	Falls: -1.00	-1.00
-------------------	--------------	--------------

< Under-rotated jump << Downgraded jump ! Not clear edge

Rank	Name	Nation	Starting Number	Total Segment Score	Total Element Score	Program Score (factored)	Total Component Score (factored)	Total Deductions
34	Anna IANNETTI	ITA	9	32.40	12.50		20.40	0.50

#	Executed Elements	Info	Base Value	GOE	J1	J2	J3	J4	J5	J6	J7	J8	J9	Ref	Scores of Panel
1	2Lz		2.10	-0.30	-1	-1	-1	-1	0						1.80
2	2Lo+2T<<	<<	2.20	-0.60	-2	-2	-2	-2	-2						1.60
3	2Lz+2T<<	<<	2.50	-0.70	-2	-3	-2	-2	-3						1.80
4	1A		1.10	0.00	0	0	0	0	0						1.10
5	StSq2		2.60	0.00	0	0	0	0	1						2.60
6	CoSp*	*	0.00	0.00	-	-	-	-	-						0.00
7	2Lo		1.80	0.00	0	0	0	0	1						1.80
8	2F		1.90	-0.10	-1	-1	0	0	0						1.80
9	FCSSpNV	*	0.00	0.00	-	-	-	-	-						0.00
			14.20											12.50	
Program Components				Factor											
Skating Skills				1.60	3.00	3.25	3.50	4.00	4.25						3.58
Transitions				1.60	2.75	2.75	3.25	2.75	3.75						2.92
Performance/Execution				1.60	2.75	3.25	3.50	2.75	3.25						3.08
Interpretation				1.60	2.50	3.00	3.50	3.00	3.50						3.17
Judges Total Program Component Score (factored)														20.40	

Deductions	Falls: -0.50	-0.50
-------------------	--------------	--------------

<< Downgraded jump * Invalid element

Golden Bear 2016

ADVANCED NOVICES LADIES FREE SKATING

JUDGES DETAILS PER SKATER

Rank	Name	Nation	Starting Number	Total Segment Score	Total Element Score	Total Program Component Score (factored)	Total Deductions
35	Lorena CIZMEK	CRO	4	31.87	12.50	19.87	0.50

#	Executed Elements	Info	Base Value	GOE	J1	J2	J3	J4	J5	J6	J7	J8	J9	Ref	Scores of Panel
1	2F+2Lo<<	<<	2.40	-0.60	-2	-2	-2	-2	-2						1.80
2	2Lz<+2T<<	<<	1.90	-0.90	-3	-3	-2	-3	-3						1.00
3	1A		1.10	0.00	0	0	0	0	0						1.10
4	2Lz		2.10	-0.50	-1	-2	-2	-3	-1						1.60
5	StSq1		1.80	-0.70	-2	-2	-3	-3	-1						1.10
6	CCoSp2		2.50	0.00	0	0	-1	0	0						2.50
7	2F		1.90	-0.20	-1	-1	-1	0	0						1.70
8	FCSp1		1.90	-0.20	-1	-1	-1	0	0						1.70
			15.60											12.50	
Program Components				Factor											
Skating Skills				1.60	3.25	3.25	3.25	3.00	3.75						3.25
Transitions				1.60	2.75	3.00	2.75	2.50	3.50						2.83
Performance/Execution				1.60	2.75	3.50	3.25	2.75	3.75						3.17
Interpretation				1.60	3.00	3.25	3.25	3.00	3.75						3.17
Judges Total Program Component Score (factored)														19.87	

Deductions	Falls: -0.50	-0.50
-------------------	--------------	--------------

< Under-rotated jump << Downgraded jump

Rank	Name	Nation	Starting Number	Total Segment Score	Total Element Score	Total Program Component Score (factored)	Total Deductions
36	Danica DJORDJEVIC	SRB	2	31.38	15.37	16.01	0.00

#	Executed Elements	Info	Base Value	GOE	J1	J2	J3	J4	J5	J6	J7	J8	J9	Ref	Scores of Panel
1	2Lo+2Lo		3.60	0.00	0	-2	0	0	0						3.60
2	CCoSp3		3.00	0.00	1	0	0	0	0						3.00
3	2F<<	<<	0.50	-0.20	-2	-2	-2	-2	-2						0.30
4	2F<	<	1.40	-0.30	-1	-1	-1	-2	-1						1.10
5	StSq1		1.80	-0.10	0	0	-1	-1	0						1.70
6	2S+2T<	<	2.20	-0.20	-1	-1	-1	-2	-1						2.00
7	FCSSp2		2.30	0.00	0	0	0	0	0						2.30
8	2Lze<<	e	0.50	-0.30	-3	-3	-3	-2	-3						0.20
9	1A		1.10	0.07	0	1	1	0	0						1.17
			16.40											15.37	
Program Components				Factor											
Skating Skills				1.60	2.25	2.50	3.00	2.50	3.50						2.67
Transitions				1.60	2.00	2.00	2.50	2.00	3.00						2.17
Performance/Execution				1.60	2.25	2.50	3.00	2.75	3.25						2.75
Interpretation				1.60	2.25	2.25	2.75	2.25	3.50						2.42
Judges Total Program Component Score (factored)														16.01	

Deductions		0.00
-------------------	--	-------------

< Under-rotated jump << Downgraded jump e Wrong edge

Golden Bear 2016

ADVANCED NOVICES LADIES FREE SKATING

JUDGES DETAILS PER SKATER

Rank	Name	Nation	Starting Number	Total Segment Score	Total Element Score	Program Score (factored)	Total Component Score (factored)	Total Deductions
37	Lara KRILIC	CRO	1	28.61	14.60		14.01	0.00

#	Executed Elements	Info	Base Value	GOE	J1	J2	J3	J4	J5	J6	J7	J8	J9	Ref	Scores of Panel
1	2F<+2Lo<	<	2.70	-0.60	-2	-2	-1	-2	-2						2.10
2	2Lo		1.80	-0.10	0	-1	0	-1	0						1.70
3	FSSp3		2.60	-0.20	0	0	-1	-2	-1						2.40
4	2Lz		2.10	-0.90	-2	-3	-3	-3	-3						1.20
5	2F<	<	1.40	-0.30	-1	-1	-1	-2	-1						1.10
6	1A		1.10	0.00	0	0	0	0	0						1.10
7	StSq1		1.80	-0.30	-1	-1	-1	-1	0						1.50
8	2S+2T<<	<<	1.70	-0.40	-2	-2	-2	-3	-2						1.30
9	CCoSp2		2.50	-0.30	-2	-1	-1	-1	0						2.20
			17.70												14.60
Program Components				Factor											
	Skating Skills			1.60	2.25	2.00	2.25	2.25	3.00						2.25
	Transitions			1.60	2.00	1.75	2.00	1.75	2.50						1.92
	Performance/Execution			1.60	2.25	2.25	2.50	2.50	2.75						2.42
	Interpretation			1.60	2.00	2.00	2.50	1.75	2.75						2.17
	Judges Total Program Component Score (factored)														14.01

Deductions	0.00
-------------------	-------------

< Under-rotated jump << Downgraded jump

printed: 2.11.2016 14:35:04

Golden Bear 2016

BASIC NOVICES B BOYS

Velesajam	27 lis 2016	Free Skating
------------------	-------------	--------------

Size of Skating Area	:	30m*60m
Ice Conditions	:	very good
Number of Entries	:	2
Number of Participants	:	2

Entry Withdrawn	:	
-----------------	---	--

Free Skating			
Duration	:	3:00	+ - 10 Sec.
Segment Factor	:	1,00	
Program Component Factors		Skating Skills	2.00
		Performance	2.00
		Interpretation of Music	2.00

Golden Bear 2016

PANEL OF JUDGES

BASIC NOVICES B BOYS - FREE SKATING

Officials

Technical Controller	Ms. Eva SZILAGY	HUN
Technical Specialist	Ms. Anja BRATEC	SLO
Assistant Technical Specialist	Ms. Sandra PAVICIC	CRO

Judges

Referee	Mr. Tomislav CIZMESIJA	CRO
Judges	Ms. Sara ANTONINI	CRO
	Ms. Mirna GRUBISIC	CRO
	Ms. Dora STRABIC	CRO
	Ms. Agnes ANDIK	HUN
	Ms. Alenka ZIDAR	SLO

Data/Replay Operator

	Mr. Tomislav BISCAN	CRO
	Ms. Ozana MILJKOVIC	CRO

Golden Bear 2016

RESULTS

BASIC NOVICES B BOYS FINAL RESULT

Pl. Name	Nation	Total Score	FS
----------	--------	-------------	----

- 1 Luka LOGAR
- 2 Andrej GALJAR

SLO	35,74	1
CRO	14,74	2

Mr. Tomislav CIZMESIJA CRO


Referee

Printed: 27.10.2016 19:55:36



Ms. Eva SZILAGY HUN

Technical Controller



Golden Bear 2016

RESULTS

BASIC NOVICES B BOYS FREE SKATING

Pl.	Name	Nation	Total Segment Score
1	Luka LOGAR	SLO	35.74
2	Andrej GALJAR	CRO	14.74

Printed: 2.11.2016 14:39:17

BASIC NOVICES B BOYS

RESULT DETAILS FREE SKATING

Pl.	Name	Nation	Total Segment Score =	Total Element Score +	Tot. Prog. Comp. Score * +	SS	PE	IN	Deduct.		
1	Luka LOGAR	SLO	35.74	16.90	18.84	3.00	0.00	3.17	0.00	3.25	0.00
2	Andrej GALJAR	CRO	14.74	5.90	10.84	2.00	0.00	1.75	0.00	1.67	2.00

SS = Skating Skills

PE = Performance

IN = Interpretation of Music

* = factored score

Printed: 2.11.2016 19:05:01

Golden Bear 2016

BASIC NOVICES B BOYS FREE SKATING

JUDGES DETAILS PER SKATER

Rank	Name	Nation	Starting Number	Total Segment Score	Total Element Score	Program Score (factored)	Total Component Score (factored)	Total Deductions
1	Luka LOGAR	SLO	2	35.74	16.90		18.84	0.00

#	Executed Elements	Info	Base Value	GOE	J1	J2	J3	J4	J5	J6	J7	J8	J9	Ref	Scores of Panel
1	2A<<	<<	1.10	-0.60	-3	-3	-3	-3	-3						0.50
2	2F		1.90	0.00	0	0	0	0	0						1.90
3	2S+2Lo		3.10	0.00	0	0	0	0	0						3.10
4	CCoSp2		2.50	0.00	0	0	0	0	-1						2.50
5	2F		1.90	0.00	0	0	0	0	-1						1.90
6	CSSp2		2.30	0.00	0	0	0	0	0						2.30
7	StSq1		1.80	0.00	0	0	0	0	0						1.80
8	2S+1Lo		1.80	0.00	0	0	0	0	0						1.80
9	1A		1.10	0.00	0	0	0	0	-1						1.10
			17.50												16.90
Program Components				Factor											
	Skating Skills			2.00	3.00	3.00	3.00	3.25	2.50						3.00
				0.00	0.00	0.00	0.00	0.00	0.00						
	Performance			2.00	3.25	3.25	3.00	3.50	2.25						3.17
	Interpretation of Music			2.00	3.25	3.25	3.25	3.75	2.50						3.25
	Judges Total Program Component Score (factored)														18.84

Deductions	0.00
-------------------	-------------

<< Downgraded jump

Rank	Name	Nation	Starting Number	Total Segment Score	Total Element Score	Program Score (factored)	Total Component Score (factored)	Total Deductions
2	Andrej GALJAR	CRO	1	14.74	5.90		10.84	2.00

#	Executed Elements	Info	Base Value	GOE	J1	J2	J3	J4	J5	J6	J7	J8	J9	Ref	Scores of Panel
1	2Lo<<	<<	0.50	-0.30	-3	-3	-3	-3	-3						0.20
2	1F+1Lo+2Lo<<+SEQ	<<	0.80	-0.30	-3	-3	-2	-3	-3						0.50
3	1S<<	<<	0.00	0.00	-	-	-	-	-						0.00
4	FSSpB		1.70	-0.40	-1	-1	-1	-2	-2						1.30
5	StSqB		1.50	-0.30	0	-1	-1	-1	-1						1.20
6	1A		1.10	-0.60	-3	-3	-3	-3	-3						0.50
7	1F		0.50	0.00	0	0	0	0	0						0.50
8	2S<<+1A+SEQ	<<	1.20	-0.60	-3	-3	-3	-3	-3						0.60
9	CCoSpBV		1.50	-0.40	-1	0	-1	-2	-2						1.10
			8.80												5.90
Program Components				Factor											
	Skating Skills			2.00	2.00	1.25	2.50	2.25	1.75						2.00
				0.00	0.00	0.00	0.00	0.00	0.00						
	Performance			2.00	1.75	1.50	2.25	2.00	1.25						1.75
	Interpretation of Music			2.00	1.75	1.50	2.25	1.75	1.50						1.67
	Judges Total Program Component Score (factored)														10.84

Deductions	Falls: -2.00	-2.00
-------------------	--------------	--------------

<< Downgraded jump

Golden Bear 2016

BASIC NOVICES B GIRLS

Velesajam	27 lis 2016	Free Skating
------------------	-------------	--------------

Size of Skating Area	:	30m*60m
Ice Conditions	:	very good
Number of Entries	:	16
Number of Participants	:	16

Entry Withdrawn	:	
-----------------	---	--

Free Skating			
Duration	:	3:00	+ - 10 Sec.
Segment Factor	:	1,00	
Program Component Factors		Skating Skills	1.70
		Performance	1.70
		Interpretation of Music	1.70

Golden Bear 2016

PANEL OF JUDGES

BASIC NOVICES B GIRLS - FREE SKATING

Officials

Technical Controller	Ms. Maja LIPOVSCAK	CRO
Technical Specialist	Ms. Anja BRATEC	SLO
Assistant Technical Specialist	Ms. Sandra PAVICIC	CRO

Judges

Referee	Mr. Tomislav CIZMESIJA	CRO
Judges	Ms. Mirna GRUBISIC	CRO
	Ms. Dora STRABIC	CRO
	Mr. Stephen FERNANDEZ	GBR
	Ms. Eva SZILAGY	HUN
	Ms. Alenka ZIDAR	SLO

Data/Replay Operator

	Mr. Tomislav BISCAN	CRO
	Ms. Ozana MILJKOVIC	CRO

Golden Bear 2016

RESULTS

BASIC NOVICES B GIRLS FINAL RESULT

Pl.	Name	Nation	Total Score	FS
1	Romee VERBEKE	BEL	42,76	1
2	Amber DE MAESSCHALCK	BEL	40,80	2
3	Marthe DEMEYER	BEL	39,73	3
4	Gabrijela BABIC	CRO	35,63	4
5	Megan CARROLL	GBR	34,75	5
6	Alice FERTONANI	ITA	34,74	6
7	Nika NOVAK	SLO	33,85	7
8	Karina FLORICA-NEGREA	GER	31,10	8
9	Michela COSSALTER	ITA	29,91	9
10	Lana OMOVŠEK	SLO	28,33	10
11	Manca PODNAR	SLO	27,72	11
12	Liis KLIMOV	EST	26,93	12
13	Amalija MENCINGER	SLO	26,06	13
14	Brigita KRMPOTIC	CRO	18,08	14
15	Nina BUDIŠA	CRO	15,15	15
16	Lana ARH	SLO	14,98	16

Mr. Tomislav CIZMESIJA CRO

Referee

Printed: 2.11.2016 14:30:01



Ms. Maja LIPOVSCAK CRO

Technical Controller



Golden Bear 2016

RESULTS

BASIC NOVICES B GIRLS FREE SKATING

Pl.	Name	Nation	Total Segment Score
1	Romee VERBEKE	BEL	42.76
2	Amber DE MAESSCHALCK	BEL	40.80
3	Marthe DEMEYER	BEL	39.73
4	Gabrijela BABIC	CRO	35.63
5	Megan CARROLL	GBR	34.75
6	Alice FERTONANI	ITA	34.74
7	Nika NOVAK	SLO	33.85
8	Karina FLORICA-NEGREA	GER	31.10
9	Michela COSSALTER	ITA	29.91
10	Lana OMOVŠEK	SLO	28.33
11	Manca PODNAR	SLO	27.72
12	Liis KLIMOV	EST	26.93
13	Amalija MENCINGER	SLO	26.06
14	Brigita KRMPOTIC	CRO	18.08
15	Nina BUDIŠA	CRO	15.15
16	Lana ARH	SLO	14.98

Printed: 2.11.2016 14:30:42

BASIC NOVICES B GIRLS

RESULT DETAILS FREE SKATING

Pl.	Name	Nation	Total Segment Score =	Total Element Score +	Tot. Prog. Comp. Score * +	SS	PE	IN	Deduct. -		
1	Romee VERBEKE	BEL	42.76	20.80	21.96	4.17	0.00	4.42	0.00	4.33	0.00
2	Amber DE MAESSCHALCK	BEL	40.80	18.84	21.96	4.17	0.00	4.33	0.00	4.42	0.00
3	Marthe DEMEYER	BEL	39.73	19.47	20.26	3.92	0.00	3.92	0.00	4.08	0.00
4	Gabrijela BABIC	CRO	35.63	17.34	18.29	3.42	0.00	3.67	0.00	3.67	0.00
5	Megan CARROLL	GBR	34.75	13.91	20.84	3.92	0.00	4.17	0.00	4.17	0.00
6	Alice FERTONANI	ITA	34.74	18.16	16.58	3.42	0.00	3.25	0.00	3.08	0.00
7	Nika NOVAK	SLO	33.85	18.70	15.15	3.08	0.00	3.00	0.00	2.83	0.00
8	Karina FLORICA-NEGREA	GER	31.10	15.10	17.00	3.50	0.00	3.17	0.00	3.33	1.00
9	Michela COSSALTER	ITA	29.91	15.10	15.31	3.08	0.00	3.17	0.00	2.75	0.50
10	Lana OMOVŠEK	SLO	28.33	13.90	14.43	2.83	0.00	2.83	0.00	2.83	0.00
11	Manca PODNAR	SLO	27.72	13.98	13.74	2.83	0.00	2.58	0.00	2.67	0.00
12	Liis KLIMOV	EST	26.93	12.97	14.46	3.00	0.00	2.75	0.00	2.75	0.50
13	Amalija MENCINGER	SLO	26.06	13.03	13.03	2.50	0.00	2.58	0.00	2.58	0.00
14	Brigita KRMPOTIC	CRO	18.08	8.02	10.06	2.08	0.00	1.92	0.00	1.92	0.00
15	Nina BUDIŠA	CRO	15.15	6.10	10.05	2.00	0.00	2.08	0.00	1.83	1.00
16	Lana ARH	SLO	14.98	7.76	8.22	1.58	0.00	1.67	0.00	1.58	1.00

SS = Skating Skills

PE = Performance

IN = Interpretation of Music

* = factored score

Printed: 2.11.2016 19:03:51

Golden Bear 2016

BASIC NOVICES B GIRLS FREE SKATING

JUDGES DETAILS PER SKATER

Rank	Name	Nation	Starting Number	Total Segment Score	Total Element Score	Program Score (factored)	Total Component Score (factored)	Total Deductions
1	Romee VERBEKE	BEL	15	42.76	20.80		21.96	0.00

#	Executed Elements	Info	Base Value	GOE	J1	J2	J3	J4	J5	J6	J7	J8	J9	Ref	Scores of Panel
1	2F+2Lo		3.70	0.00	0	0	0	0	0						3.70
2	2F		1.90	0.10	0	0	0	1	1						2.00
3	CCoSp2		2.50	-0.20	-1	-1	1	-1	0						2.30
4	2Lz		2.10	0.10	0	0	0	1	1						2.20
5	1A+2T		2.40	0.20	1	0	1	1	1						2.60
6	2Lz		2.10	0.00	0	0	0	0	1						2.10
7	StSq2		2.60	0.67	1	1	1	2	2						3.27
8	CSSp2		2.30	0.33	0	0	1	1	1						2.63
			19.60												20.80
Program Components			Factor												
Skating Skills				1.70	3.75	4.00	4.00	4.50	4.50						4.17
				0.00	0.00	0.00	0.00	0.00	0.00						0.00
Performance				1.70	4.25	4.25	3.50	4.75	4.75						4.42
Interpretation of Music				1.70	4.00	4.25	3.75	4.75	5.00						4.33
Judges Total Program Component Score (factored)															21.96

Deductions	0.00
-------------------	-------------

Rank	Name	Nation	Starting Number	Total Segment Score	Total Element Score	Program Score (factored)	Total Component Score (factored)	Total Deductions
2	Amber DE MAESSCHALCK	BEL	11	40.80	18.84		21.96	0.00

#	Executed Elements	Info	Base Value	GOE	J1	J2	J3	J4	J5	J6	J7	J8	J9	Ref	Scores of Panel
1	2F+2T		3.20	0.10	0	0	0	1	1						3.30
2	2Lz+2Lo	!	3.90	-0.40	-2	-1	-2	-1	-1						3.50
3	CSSp2		2.30	0.17	0	0	1	1	0						2.47
4	StSq2		2.60	0.50	1	1	1	2	0						3.10
5	2Lze	e	1.50	-0.60	-2	-2	-2	-2	-2						0.90
6	2F	!	1.90	-0.10	-1	-1	1	0	0						1.80
7	1A		1.10	0.00	0	0	0	0	1						1.10
8	CCoSp2		2.50	0.17	0	0	0	1	2						2.67
			19.00												18.84
Program Components			Factor												
Skating Skills				1.70	4.00	4.00	3.50	4.50	4.50						4.17
				0.00	0.00	0.00	0.00	0.00						0.00	
Performance				1.70	4.00	4.25	3.75	4.75	5.25						4.33
Interpretation of Music				1.70	4.25	4.25	3.75	5.00	4.75						4.42
Judges Total Program Component Score (factored)															21.96

Deductions	0.00
-------------------	-------------

e Wrong edge ! Not clear edge

Golden Bear 2016

BASIC NOVICES B GIRLS FREE SKATING

JUDGES DETAILS PER SKATER

Rank	Name	Nation	Starting Number	Total Segment Score	Total Element Score	Program Component Score (factored)	Total Deductions
3	Marthe DEMEYER	BEL	13	39.73	19.47	20.26	0.00

#	Executed Elements	Info	Base Value	GOE	J1	J2	J3	J4	J5	J6	J7	J8	J9	Ref	Scores of Panel
1	2Lz+2T		3.40	0.30	0	1	1	1	1						3.70
2	2F	!	1.90	-0.20	-2	-1	-1	0	0						1.70
3	1A+2T		2.40	0.07	0	-1	0	1	1						2.47
4	StSq2		2.60	0.50	0	1	1	1	1						3.10
5	2F	!	1.90	-0.20	-1	-1	-1	0	1						1.70
6	CSSp2		2.30	-0.20	-1	0	0	-1	-1						2.10
7	2Lz		2.10	0.10	0	0	1	1	-1						2.20
8	CCoSp2		2.50	0.00	0	0	0	1	0						2.50
			19.10												19.47
Program Components			Factor												
Skating Skills				1.70	3.75	3.75	3.75	4.50	4.25						3.92
				0.00	0.00	0.00	0.00	0.00	0.00						0.00
Performance				1.70	3.50	3.75	3.75	4.25	4.75						3.92
Interpretation of Music				1.70	3.50	3.75	4.00	4.50	5.25						4.08
Judges Total Program Component Score (factored)															20.26

Deductions	0.00
-------------------	-------------

! Not clear edge

Rank	Name	Nation	Starting Number	Total Segment Score	Total Element Score	Program Component Score (factored)	Total Deductions
4	Gabrijela BABIC	CRO	3	35.63	17.34	18.29	0.00

#	Executed Elements	Info	Base Value	GOE	J1	J2	J3	J4	J5	J6	J7	J8	J9	Ref	Scores of Panel
1	2F+2Lo		3.70	-0.60	-2	-2	-2	-2	-2						3.10
2	StSq2		2.60	0.17	0	0	1	1	0						2.77
3	2F		1.90	0.00	0	0	0	0	-1						1.90
4	CCoSp1V		1.70	0.00	0	0	0	1	0						1.70
5	2Lz+2Lo<	<	3.40	-0.50	-2	-2	-1	-1	-2						2.90
6	1A		1.10	0.00	0	0	0	0	0						1.10
7	2Lz		2.10	0.00	0	0	0	1	0						2.10
8	SSp2		1.60	0.17	0	0	0	1	1						1.77
			18.10												17.34
Program Components			Factor												
Skating Skills				1.70	3.50	3.50	3.25	3.50	3.25						3.42
				0.00	0.00	0.00	0.00	0.00	0.00						0.00
Performance				1.70	3.75	3.75	3.50	3.75	2.50						3.67
Interpretation of Music				1.70	3.75	3.75	3.50	3.75	2.75						3.67
Judges Total Program Component Score (factored)															18.29

Deductions	0.00
-------------------	-------------

< Under-rotated jump

Golden Bear 2016

BASIC NOVICES B GIRLS FREE SKATING

JUDGES DETAILS PER SKATER

Rank	Name	Nation	Starting Number	Total Segment Score	Total Element Score	Program Score (factored)	Component Score (factored)	Total Deductions
5	Megan CARROLL	GBR	16	34.75	13.91		20.84	0.00

#	Executed Elements	Info	Base Value	GOE	J1	J2	J3	J4	J5	J6	J7	J8	J9	Ref	Scores of Panel
1	2Lo		1.80	0.10	0	0	0	1	1						1.90
2	2S		1.30	0.07	0	0	0	1	1						1.37
3	1Lz		0.60	-0.07	-1	-1	0	0	-1						0.53
4	CSSp2		2.30	0.67	0	1	1	2	2						2.97
5	2S		1.30	0.07	0	0	0	1	1						1.37
6	2Lz*	*	0.00	0.00	-	-	-	-	-						0.00
7	CCoSp2		2.50	0.50	0	0	1	2	2						3.00
8	2Lo*	*	0.00	0.00	-	-	-	-	-						0.00
9	StSq2		2.60	0.17	0	0	0	1	1						2.77
			12.40												13.91
Program Components				Factor											
Skating Skills				1.70	3.50	3.75	3.75	4.25	4.25						3.92
				0.00	0.00	0.00	0.00	0.00	0.00						
Performance				1.70	3.50	4.00	4.00	4.75	4.50						4.17
Interpretation of Music				1.70	3.25	3.75	4.00	4.75	4.75						4.17
Judges Total Program Component Score (factored)															20.84

Deductions	0.00
-------------------	-------------

* Invalid element

Rank	Name	Nation	Starting Number	Total Segment Score	Total Element Score	Program Score (factored)	Component Score (factored)	Total Deductions
6	Alice FERTONANI	ITA	5	34.74	18.16		16.58	0.00

#	Executed Elements	Info	Base Value	GOE	J1	J2	J3	J4	J5	J6	J7	J8	J9	Ref	Scores of Panel
1	2F+2T		3.20	0.00	0	0	0	0	-1						3.20
2	2Lz+1A+SEQ		2.56	0.00	0	0	0	1	-2						2.56
3	2Lo		1.80	0.00	0	0	0	0	0						1.80
4	FSSp2		2.30	-0.40	-1	-1	-2	-1	-2						1.90
5	StSq2		2.60	0.00	0	0	0	1	0						2.60
6	2Lo		1.80	0.00	0	0	0	1	0						1.80
7	2F		1.90	0.00	0	0	0	1	0						1.90
8	CCoSp2		2.50	-0.10	0	0	-1	0	-1						2.40
			18.66												18.16
Program Components				Factor											
Skating Skills				1.70	3.50	3.50	3.25	4.00	2.75						3.42
				0.00	0.00	0.00	0.00	0.00	0.00						
Performance				1.70	3.25	3.50	3.00	4.00	3.00						3.25
Interpretation of Music				1.70	3.25	3.25	2.75	4.00	2.50						3.08
Judges Total Program Component Score (factored)															16.58

Deductions	0.00
-------------------	-------------

Golden Bear 2016

BASIC NOVICES B GIRLS FREE SKATING

JUDGES DETAILS PER SKATER

Rank	Name	Nation	Starting Number	Total Segment Score	Total Element Score	Program Score (factored)	Total Component Score (factored)	Total Deductions
7	Nika NOVAK	SLO	4	33.85	18.70		15.15	0.00

#	Executed Elements	Info	Base Value	GOE	J1	J2	J3	J4	J5	J6	J7	J8	J9	Ref	Scores of Panel
1	2Lz+2Lo<	<	3.40	-0.40	-2	-2	-1	-1	0						3.00
2	2F+2Lo		3.70	0.00	-1	0	0	0	0						3.70
3	1A		1.10	0.00	0	0	0	0	1						1.10
4	CCoSp2		2.50	0.00	0	0	0	1	0						2.50
5	2Lz		2.10	-0.20	-1	-1	0	0	-2						1.90
6	StSq2		2.60	0.00	0	0	0	0	-1						2.60
7	2F		1.90	0.00	0	0	0	0	0						1.90
8	FCSp2		2.30	-0.30	-1	-1	-1	0	-3						2.00
			19.60												18.70
Program Components				Factor											
	Skating Skills			1.70	3.00	3.00	2.75	3.25	4.00						3.08
				0.00	0.00	0.00	0.00	0.00	0.00						0.00
	Performance			1.70	2.75	2.75	3.00	3.25	3.25						3.00
	Interpretation of Music			1.70	2.75	2.75	3.00	3.50	2.75						2.83
	Judges Total Program Component Score (factored)														15.15

Deductions		0.00
-------------------	--	-------------

< Under-rotated jump

Rank	Name	Nation	Starting Number	Total Segment Score	Total Element Score	Program Score (factored)	Total Component Score (factored)	Total Deductions
8	Karina FLORICA-NEGREA	GER	6	31.10	15.10		17.00	1.00

#	Executed Elements	Info	Base Value	GOE	J1	J2	J3	J4	J5	J6	J7	J8	J9	Ref	Scores of Panel
1	2F+2Lo<	<	3.20	-0.40	-2	-2	-1	-1	-1						2.80
2	2Lz		2.10	-0.90	-3	-3	-3	-3	-3						1.20
3	FCSp2		2.30	0.00	0	0	-1	1	0						2.30
4	1A+2Lo		2.90	0.00	0	0	0	0	0						2.90
5	2F	!	1.90	-0.40	-2	-2	-1	-1	-1						1.50
6	StSq1		1.80	0.00	0	0	0	1	-1						1.80
7	2Lz<	<	1.50	-0.90	-3	-3	-3	-3	-3						0.60
8	CCoSp1		2.00	0.00	-1	0	0	0	0						2.00
			17.70												15.10
Program Components				Factor											
	Skating Skills			1.70	3.25	3.25	3.50	3.75	3.75						3.50
				0.00	0.00	0.00	0.00	0.00	0.00						0.00
	Performance			1.70	3.00	3.00	3.25	3.75	3.25						3.17
	Interpretation of Music			1.70	3.25	3.00	3.25	4.00	3.50						3.33
	Judges Total Program Component Score (factored)														17.00

Deductions	Falls: -1.00	-1.00
-------------------	--------------	--------------

< Under-rotated jump ! Not clear edge

Golden Bear 2016

BASIC NOVICES B GIRLS FREE SKATING

JUDGES DETAILS PER SKATER

Rank	Name	Nation	Starting Number	Total Segment Score	Total Element Score	Program Score (factored)	Total Component Score (factored)	Total Deductions
9	Michela COSSALTER	ITA	10	29.91	15.10		15.31	0.50

#	Executed Elements	Info	Base Value	GOE	J1	J2	J3	J4	J5	J6	J7	J8	J9	Ref	Scores of Panel
1	2F+1A+SEQ	!	2.40	-0.30	-1	-1	-1	-1	-1						2.10
2	2T+1Lo		1.80	0.00	0	0	0	0	0						1.80
3	2Lo		1.80	-0.30	-1	-1	-1	-1	-2						1.50
4	CCoSp2		2.50	0.00	0	0	0	0	0						2.50
5	2Lz<	<	1.50	-0.90	-3	-3	-3	-3	-3						0.60
6	2Lo		1.80	0.00	0	0	0	0	-1						1.80
7	FSSp2		2.30	-0.10	0	0	-1	0	-1						2.20
8	StSq2		2.60	0.00	0	0	0	0	-1						2.60
			16.70												15.10
Program Components			Factor												
Skating Skills			1.70		3.00	3.00	3.00	3.25	3.50						3.08
			0.00		0.00	0.00	0.00	0.00	0.00						0.00
Performance			1.70		3.00	3.25	2.50	3.25	3.25						3.17
Interpretation of Music			1.70		2.75	3.00	2.50	3.75	2.50						2.75
Judges Total Program Component Score (factored)															15.31

Deductions	Falls: -0.50	-0.50
-------------------	--------------	--------------

< Under-rotated jump ! Not clear edge

Rank	Name	Nation	Starting Number	Total Segment Score	Total Element Score	Program Score (factored)	Total Component Score (factored)	Total Deductions
10	Lana OMOVŠEK	SLO	12	28.33	13.90		14.43	0.00

#	Executed Elements	Info	Base Value	GOE	J1	J2	J3	J4	J5	J6	J7	J8	J9	Ref	Scores of Panel
1	2F<+2Lo<	<	2.70	-0.60	-2	-2	-2	-2	-3						2.10
2	2Lz<	<	1.50	-0.70	-3	-2	-2	-2	-3						0.80
3	CCoSp2		2.50	0.00	-1	0	0	1	0						2.50
4	StSq2		2.60	0.00	0	0	0	1	0						2.60
5	2F<+2Lo<	<	2.70	-0.80	-3	-3	-2	-2	-3						1.90
6	1A		1.10	0.00	0	0	-1	0	0						1.10
7	2Lz<	<	1.50	-0.40	-2	-2	-1	-1	-1						1.10
8	CSp2		1.80	0.00	0	0	1	0	0						1.80
			16.40												13.90
Program Components			Factor												
Skating Skills			1.70		2.50	2.75	2.50	3.50	3.25						2.83
			0.00		0.00	0.00	0.00	0.00	0.00						0.00
Performance			1.70		2.50	2.75	2.75	3.75	3.00						2.83
Interpretation of Music			1.70		2.75	2.75	2.50	4.00	3.00						2.83
Judges Total Program Component Score (factored)															14.43

Deductions		0.00
-------------------	--	-------------

< Under-rotated jump

Golden Bear 2016

BASIC NOVICES B GIRLS FREE SKATING

JUDGES DETAILS PER SKATER

Rank	Name	Nation	Starting Number	Total Segment Score	Total Element Score	Program Score (factored)	Total Component Score (factored)	Total Deductions
11	Manca PODNAR	SLO	1	27.72	13.98		13.74	0.00

#	Executed Elements	Info	Base Value	GOE	J1	J2	J3	J4	J5	J6	J7	J8	J9	Ref	Scores of Panel
1	2Lo+2Lo		3.60	-0.30	-1	-1	-1	0	-2						3.30
2	2Lze<	e	1.40	-0.70	-2	-2	-2	-3	-3						0.70
3	2S		1.30	-0.07	-1	0	0	0	-1						1.23
4	CSSp2		2.30	0.00	0	0	0	0	0						2.30
5	StSq1		1.80	0.00	0	0	0	0	-1						1.80
6	2T<	<	0.90	-0.60	-3	-3	-3	-3	-3						0.30
7	2S+1A+SEQ		1.92	-0.07	-1	0	0	0	-1						1.85
8	CCoSp2		2.50	0.00	0	0	0	1	-1						2.50
			15.72												13.98
Program Components			Factor												
Skating Skills			1.70		2.75	2.75	3.00	3.25	2.25						2.83
			0.00		0.00	0.00	0.00	0.00	0.00						0.00
Performance			1.70		2.50	2.75	2.50	3.50	2.00						2.58
Interpretation of Music			1.70		2.75	2.50	2.75	3.50	2.00						2.67
Judges Total Program Component Score (factored)														13.74	

Deductions		0.00
-------------------	--	-------------

< Under-rotated jump e Wrong edge

Rank	Name	Nation	Starting Number	Total Segment Score	Total Element Score	Program Score (factored)	Total Component Score (factored)	Total Deductions
12	Liis KLIMOV	EST	7	26.93	12.97		14.46	0.50

#	Executed Elements	Info	Base Value	GOE	J1	J2	J3	J4	J5	J6	J7	J8	J9	Ref	Scores of Panel
1	2S		1.30	0.00	0	0	0	0	0						1.30
2	2Lz<	<	1.50	-0.50	-2	-2	-1	-1	-2						1.00
3	1A+2Lo<	<	2.40	-0.60	-2	-2	-2	-1	-2						1.80
4	2S+2Lo<<	<<	1.80	-0.53	-3	-3	-2	-2	-3						1.27
5	FCSp2		2.30	-0.20	0	-1	-1	0	-1						2.10
6	2F<	<	1.40	-0.90	-3	-3	-3	-3	-3						0.50
7	StSq2		2.60	0.00	0	0	0	0	0						2.60
8	FCCoSp2		2.50	-0.10	-1	0	0	0	-1						2.40
			15.80												12.97
Program Components			Factor												
Skating Skills			1.70		2.75	3.00	3.00	3.50	3.00						3.00
			0.00		0.00	0.00	0.00	0.00	0.00						0.00
Performance			1.70		2.50	2.75	2.75	3.25	2.75						2.75
Interpretation of Music			1.70		2.75	2.75	2.75	3.25	2.75						2.75
Judges Total Program Component Score (factored)														14.46	

Deductions	Falls: -0.50	-0.50
-------------------	--------------	--------------

< Under-rotated jump << Downgraded jump

Golden Bear 2016

BASIC NOVICES B GIRLS FREE SKATING

JUDGES DETAILS PER SKATER

Rank	Name	Nation	Starting Number	Total Segment Score	Total Element Score	Program Score (factored)	Total Component Score (factored)	Total Deductions
13	Amalija MENCINGER	SLO	9	26.06	13.03		13.03	0.00

#	Executed Elements	Info	Base Value	GOE	J1	J2	J3	J4	J5	J6	J7	J8	J9	Ref	Scores of Panel
1	2Lz+2T		3.40	-0.60	-1	-2	-2	-2	-3						2.80
2	1F		0.50	-0.10	-1	-1	-1	-1	-1						0.40
3	2Lz+2T<	<	3.00	-0.60	-2	-2	-2	-1	-3						2.40
4	CCoSp2		2.50	-0.30	-1	-1	0	-1	-1						2.20
5	2S		1.30	0.00	0	0	0	0	-1						1.30
6	2F*	*	0.00	0.00	-	-	-	-	-						0.00
7	StSq2		2.60	-0.17	0	0	-1	0	-1						2.43
8	1A*	*	0.00	0.00	-	-	-	-	-						0.00
9	FCSSp1		1.90	-0.40	-2	-1	-1	-1	-2						1.50
			15.20												13.03
Program Components				Factor											
Skating Skills				1.70	2.50	2.25	2.75	3.25	2.25						2.50
				0.00	0.00	0.00	0.00	0.00	0.00						
Performance				1.70	2.50	2.50	2.75	3.00	2.00						2.58
Interpretation of Music				1.70	2.75	2.50	2.50	3.25	2.00						2.58
Judges Total Program Component Score (factored)															13.03

Deductions	0.00
-------------------	-------------

< Under-rotated jump * Invalid element

Rank	Name	Nation	Starting Number	Total Segment Score	Total Element Score	Program Score (factored)	Total Component Score (factored)	Total Deductions
14	Brigita KRMPOTIC	CRO	8	18.08	8.02		10.06	0.00

#	Executed Elements	Info	Base Value	GOE	J1	J2	J3	J4	J5	J6	J7	J8	J9	Ref	Scores of Panel
1	1A+2Lo<<	<<	1.60	-0.40	-2	-3	-2	-2	-2						1.20
2	2F<<	<<	0.50	-0.23	-3	-3	-2	-2	-2						0.27
3	FSSp2		2.30	-0.40	-2	-2	-1	-1	0						1.90
4	2S<+1Lo<+2Lo<<+SEQ	<<	1.12	-0.60	-3	-3	-2	-3	-3						0.52
5	StSqB		1.50	-0.30	-1	-1	-1	-1	-1						1.20
6	2S<	<	0.90	-0.27	-1	-2	-1	-1	-2						0.63
7	1A		1.10	-0.20	-1	-1	-1	0	-1						0.90
8	CCoSp1V		1.70	-0.30	-1	-2	0	-1	-1						1.40
			10.72												8.02
Program Components				Factor											
Skating Skills				1.70	1.75	2.00	2.25	2.50	2.00						2.08
				0.00	0.00	0.00	0.00	0.00	0.00						
Performance				1.70	1.50	1.75	2.00	2.50	2.00						1.92
Interpretation of Music				1.70	1.50	1.75	2.00	2.25	2.00						1.92
Judges Total Program Component Score (factored)															10.06

Deductions	0.00
-------------------	-------------

< Under-rotated jump << Downgraded jump

Golden Bear 2016

BASIC NOVICES B GIRLS FREE SKATING

JUDGES DETAILS PER SKATER

Rank	Name	Nation	Starting Number	Total Segment Score	Total Element Score	Program Component Score (factored)	Total Deductions
15	Nina BUDIŠA	CRO	2	15.15	6.10	10.05	1.00

#	Executed Elements	Info	Base Value	GOE	J1	J2	J3	J4	J5	J6	J7	J8	J9	Ref	Scores of Panel
1	1A<<	<<	0.00	0.00	-	-	-	-	-						0.00
2	1F+1Lo		1.00	0.00	0	0	0	0	0						1.00
3	CSSp1		1.90	0.00	-1	0	0	0	0						1.90
4	StSqB		1.50	-0.10	0	0	-1	0	-1						1.40
5	1S+1Lo		0.90	0.00	0	0	0	0	-2						0.90
6	1Lo*	*	0.00	0.00	-	-	-	-	-						0.00
7	1A		1.10	-0.20	-1	-1	-1	0	-2						0.90
8	CoSp		0.00	0.00	-	-	-	-	-						0.00
			6.40												6.10
Program Components				Factor											
	Skating Skills			1.70	1.75	2.00	2.25	3.00	1.75						2.00
				0.00	0.00	0.00	0.00	0.00	0.00						0.00
	Performance			1.70	1.50	1.75	2.25	3.00	2.25						2.08
	Interpretation of Music			1.70	1.75	1.75	2.00	3.25	1.75						1.83
Judges Total Program Component Score (factored)															10.05

Deductions	Falls: -1.00	-1.00
-------------------	--------------	--------------

<< Downgraded jump * Invalid element

Rank	Name	Nation	Starting Number	Total Segment Score	Total Element Score	Program Component Score (factored)	Total Deductions
16	Lana ARH	SLO	14	14.98	7.76	8.22	1.00

#	Executed Elements	Info	Base Value	GOE	J1	J2	J3	J4	J5	J6	J7	J8	J9	Ref	Scores of Panel
1	2S		1.30	-0.60	-3	-3	-3	-3	-3						0.70
2	CCoSp2V		2.00	-0.40	-2	-2	-1	-1	-1						1.60
3	1A		1.10	-0.07	-1	0	0	0	-1						1.03
4	StSq1		1.80	-0.20	-1	-1	0	0	-2						1.60
5	2T		1.30	-0.60	-3	-3	-3	-3	-3						0.70
6	1F+A+SEQ	!	0.40	-0.30	-3	-3	-3	-1	-3						0.10
7	SSp1		1.30	-0.30	-1	-1	0	-1	-2						1.00
8	1Lz+1Lo		1.10	-0.07	-1	-1	0	0	-1						1.03
			10.30												7.76
Program Components				Factor											
	Skating Skills			1.70	1.25	1.50	1.50	2.00	1.75						1.58
				0.00	0.00	0.00	0.00	0.00	0.00						0.00
	Performance			1.70	1.00	1.25	1.75	2.00	2.00						1.67
	Interpretation of Music			1.70	1.25	1.25	1.75	2.50	1.75						1.58
Judges Total Program Component Score (factored)															8.22

Deductions	Falls: -1.00	-1.00
-------------------	--------------	--------------

! Not clear edge

printed: 28.10.2016 1:12:12

Golden Bear 2016

BASIC NOVICES A BOYS

Velesajam	27 lis 2016	Free Skating
------------------	-------------	--------------

Size of Skating Area	:	30m*60m
Ice Conditions	:	very good
Number of Entries	:	3
Number of Participants	:	3

Entry Withdrawn	:	
-----------------	---	--

Free Skating			
Duration	:	2:30	+ - 10 Sec.
Segment Factor	:	1,00	
Program Component Factors		Skating Skills	2.50
		Performance	2.50

Golden Bear 2016

PANEL OF JUDGES

BASIC NOVICES A BOYS - FREE SKATING

Officials

Technical Controller	Ms. Margo PAUW	NED
Technical Specialist	Ms. Anja BRATEC	SLO
Assistant Technical Specialist	Ms. Sandra PAVICIC	CRO

Judges

Referee	Ms. Antica GRUBISIC	CRO
Judges	Ms. Sara ANTONINI	CRO
	Mr. Bojan LIPOVSCAK	CRO
	Ms. Marijana MESIC	CRO
	Ms. Dora STRABIC	CRO
	Ms. Alenka ZIDAR	SLO

Data/Replay Operator

	Mr. Tomislav BISCAN	CRO
	Ms. Nataša BAHAT	CRO

Golden Bear 2016

RESULTS


BASIC NOVICES A BOYS FINAL RESULT

Pl. Name	Nation	Total Score	FS
1 Luc KAGENAAR	NED	29,20	1
2 David SEDEJ	SLO	17,72	2
Withdrawn Edvard TER GAZARIAN	ARM		

Ms. Antica GRUBISIC CRO

Referee

Printed: 27.10.2016 12:33:48



Ms. Margo PAUW NED

Technical Controller



Golden Bear 2016

RESULTS

BASIC NOVICES A BOYS FREE SKATING

Pl.	Name	Nation	Total Segment Score
1	Luc KAGENAAR	NED	29.20
2	David SEDEJ	SLO	17.72

Printed: 2.11.2016 14:31:32

BASIC NOVICES A BOYS

RESULT DETAILS FREE SKATING

Pl.	Name	Nation	Total Segment Score =	Total Element Score +	Tot. Prog. Comp. Score * +	SS	PE			Deduct.	
1	Luc KAGENAAR	NED	29.20	14.00	15.20	3.00	0.00	3.08	0.00	0.00	0.00
2	David SEDEJ	SLO	17.72	8.01	10.21	2.25	0.00	1.83	0.00	0.00	0.50

SS = Skating Skills

PE = Performance

* = factored score

Printed: 2.11.2016 19:03:56

Golden Bear 2016

BASIC NOVICES A BOYS FREE SKATING

JUDGES DETAILS PER SKATER

Rank	Name	Nation	Starting Number	Total Segment Score	Total Element Score	Program Score (factored)	Total Component Score (factored)	Total Deductions
1	Luc KAGENAAR	NED	1	29.20	14.00		15.20	0.00

#	Executed Elements	Info	Base Value	GOE	J1	J2	J3	J4	J5	J6	J7	J8	J9	Ref	Scores of Panel	
1	1A+2Lo		2.90	0.00	0	0	0	0	-1						2.90	
2	2Lo		1.80	0.00	0	0	0	0	0						1.80	
3	2F<+1A+SEQ	<	2.00	-0.50	-1	-2	-2	-1	-2						1.50	
4	CSSp1		1.90	0.00	0	0	0	1	0						1.90	
5	2F		1.90	-0.30	0	-1	-1	-1	-1						1.60	
6	StSq1		1.80	0.00	0	-1	0	1	0						1.80	
7	CCoSp2		2.50	0.00	0	-1	0	1	0						2.50	
			14.80												14.00	
Program Components				Factor												
Skating Skills				2.50	3.00	2.00	3.00	3.25	3.00						3.00	
				0.00	0.00	0.00	0.00	0.00	0.00							
Performance				2.50	3.25	1.75	3.00	3.00	3.25							3.08
Judges Total Program Component Score (factored)															15.20	

Deductions															0.00
-------------------	--	--	--	--	--	--	--	--	--	--	--	--	--	--	-------------

< Under-rotated jump

Rank	Name	Nation	Starting Number	Total Segment Score	Total Element Score	Program Score (factored)	Total Component Score (factored)	Total Deductions
2	David SEDEJ	SLO	3	17.72	8.01		10.21	0.50

#	Executed Elements	Info	Base Value	GOE	J1	J2	J3	J4	J5	J6	J7	J8	J9	Ref	Scores of Panel	
1	2Lo<<<+1A+SEQ	<<	1.28	-0.40	-2	-2	-3	-2	-2						0.88	
2	2Lz<<	<<	0.60	-0.27	-3	-3	-3	-2	-2						0.33	
3	CSSp2		2.30	0.00	-1	0	0	0	0						2.30	
4	StSqB		1.50	-0.20	-1	-1	0	0	-1						1.30	
5	2S<<	<<	0.40	-0.20	-2	-2	-3	-2	-2						0.20	
6	1Lz+1Lo		1.10	0.00	0	0	0	0	0						1.10	
7	CCoSp2V		2.00	-0.10	-1	0	0	0	-1						1.90	
			9.18												8.01	
Program Components				Factor												
Skating Skills				2.50	1.75	2.25	2.50	2.00	2.50						2.25	
				0.00	0.00	0.00	0.00	0.00	0.00							
Performance				2.50	1.50	1.75	2.00	1.75	2.25							1.83
Judges Total Program Component Score (factored)															10.21	

Deductions	Falls: -0.50														-0.50
-------------------	--------------	--	--	--	--	--	--	--	--	--	--	--	--	--	--------------

<< Downgraded jump

printed: 28.10.2016 1:12:23

Golden Bear 2016

BASIC NOVICES AI GIRLS

Velesajam	27 lis 2016	Free Skating
------------------	-------------	--------------

Size of Skating Area	:	30m*60m
Ice Conditions	:	very good
Number of Entries	:	20
Number of Participants	:	20

Entry Withdrawn	:	
-----------------	---	--

Free Skating			
Duration	:	2:30	+ - 10 Sec.
Segment Factor	:	1,00	
Program Component Factors		Skating Skills	2.50
		Performance	2.50

Golden Bear 2016

PANEL OF JUDGES

BASIC NOVICES AI GIRLS - FREE SKATING

Officials

Technical Controller	Ms. Margo PAUW	NED
Technical Specialist	Ms. Anja BRATEC	SLO
Assistant Technical Specialist	Ms. Sandra PAVICIC	CRO

Judges

Referee	Ms. Antica GRUBISIC	CRO
Judges	Ms. Sara ANTONINI	CRO
	Mr. Bojan LIPOVSCAK	CRO
	Ms. Marijana MESIC	CRO
	Ms. Agnes ANDIK	HUN
	Ms. Alenka ZIDAR	SLO

Data/Replay Operator

	Mr. Tomislav BISCAN	CRO
	Ms. Nataša BAHAT	CRO

Golden Bear 2016

RESULTS

BASIC NOVICES AI GIRLS FINAL RESULT

Pl. Name	Nation	Total Score	FS
1 Manca KRMELJ	SLO	36,28	1
2 Eszter KISS	HUN	32,66	2
3 Roos VAN DER PAS	NED	32,36	3
4 Anastassia CEMIN	ITA	32,30	4
5 Nadin SCHOLZHORN	ITA	31,30	5
6 Baukje KUIJLENBORG	NED	30,63	6
7 Chloe TINTURIER	BEL	28,30	7
8 Ilaria DENTELLA	ITA	28,13	8
9 Ana CMER	SLO	28,10	9
10 Anna Karina KASZAL	HUN	27,71	10
11 Sara Klementina SEDEJ	SLO	24,95	11
12 Greta PELLEGRINI	ITA	24,53	12
13 Juni Teresa SZABO	CRO	23,75	13
14 Cristina BONAN	ITA	23,50	14
15 Jerca OMAN	SLO	22,79	15
16 Luna HRUŠOVAR	SLO	22,63	16
17 Jera ZIHERL	SLO	14,30	17
Withdrawn			
Dorothea PARTONJIC	AUT		
Ajda SILIC	SLO		
Melis Azra DUGER	TUR		

Ms. Antica GRUBISIC CRO

Referee

Printed: 27.10.2016 14:11:29

Ms. Margo PAUW NED

Technical Controller

Golden Bear 2016

RESULTS

BASIC NOVICES AI GIRLS FREE SKATING

Pl.	Name	Nation	Total Segment Score
1	Manca KRMELJ	SLO	36.28
2	Eszter KISS	HUN	32.66
3	Roos VAN DER PAS	NED	32.36
4	Anastassia CEMIN	ITA	32.30
5	Nadin SCHOLZHORN	ITA	31.30
6	Baukje KUIJLENBORG	NED	30.63
7	Chloe TINTURIER	BEL	28.30
8	Ilaria DENTELLA	ITA	28.13
9	Ana CMER	SLO	28.10
10	Anna Karina KASZAL	HUN	27.71
11	Sara Klementina SEDEJ	SLO	24.95
12	Greta PELLEGRINI	ITA	24.53
13	Juni Teresa SZABO	CRO	23.75
14	Cristina BONAN	ITA	23.50
15	Jerca OMAN	SLO	22.79
16	Luna HRUŠOVAR	SLO	22.63
17	Jera ZIHERL	SLO	14.30

Printed: 2.11.2016 14:32:24

BASIC NOVICES AI GIRLS

RESULT DETAILS FREE SKATING

Pl.	Name	Nation	Total Segment	Total	Tot. Prog.	SS	PE			Deduct.	
			Score	Element	Comp.						
			=	+	+				-		
1	Manca KRMELJ	SLO	36.28	19.20	17.08	3.33	0.00	3.50	0.00	0.00	0.00
2	Eszter KISS	HUN	32.66	14.93	17.73	3.42	0.00	3.67	0.00	0.00	0.00
3	Roos VAN DER PAS	NED	32.36	15.90	16.46	3.25	0.00	3.33	0.00	0.00	0.00
4	Anastassia CEMIN	ITA	32.30	17.17	15.63	3.00	0.00	3.25	0.00	0.00	0.50
5	Nadin SCHOLZHORN	ITA	31.30	16.50	14.80	3.00	0.00	2.92	0.00	0.00	0.00
6	Baukje KUIJLENBORG	NED	30.63	14.17	16.46	3.33	0.00	3.25	0.00	0.00	0.00
7	Chloe TINTURIER	BEL	28.30	14.00	14.80	2.92	0.00	3.00	0.00	0.00	0.50
8	Ilaria DENTELLA	ITA	28.13	12.37	16.26	3.17	0.00	3.33	0.00	0.00	0.50
9	Ana CMER	SLO	28.10	13.10	15.00	2.92	0.00	3.08	0.00	0.00	0.00
10	Anna Karina KASZAL	HUN	27.71	13.13	14.58	2.75	0.00	3.08	0.00	0.00	0.00
11	Sara Klementina SEDEJ	SLO	24.95	11.57	14.38	2.75	0.00	3.00	0.00	0.00	1.00
12	Greta PELLEGRINI	ITA	24.53	11.77	13.76	2.75	0.00	2.75	0.00	0.00	1.00
13	Juni Teresa SZABO	CRO	23.75	9.57	14.18	2.67	0.00	3.00	0.00	0.00	0.00
14	Cristina BONAN	ITA	23.50	8.87	15.63	3.00	0.00	3.25	0.00	0.00	1.00
15	Jerca OMAN	SLO	22.79	8.63	14.16	2.83	0.00	2.83	0.00	0.00	0.00
16	Luna HRUŠOVAR	SLO	22.63	10.50	13.13	2.58	0.00	2.67	0.00	0.00	1.00
17	Jera ZIHERL	SLO	14.30	4.30	10.00	2.00	0.00	2.00	0.00	0.00	0.00

SS = Skating Skills

PE = Performance

* = factored score

Printed: 2.11.2016 19:04:04

Golden Bear 2016

BASIC NOVICES AI GIRLS FREE SKATING

JUDGES DETAILS PER SKATER

Rank	Name	Nation	Starting Number	Total Segment Score	Total Element Score	Total Program Component Score (factored)	Total Deductions
1	Manca KRME LJ	SLO	1	36.28	19.20	17.08	0.00

#	Executed Elements	Info	Base Value	GOE	J1	J2	J3	J4	J5	J6	J7	J8	J9	Ref	Scores of Panel
1	2Lz+2Lo		3.90	0.00	0	0	0	0	1						3.90
2	2F+2Lo		3.70	0.00	0	0	0	-2	0						3.70
3	CSSp2		2.30	0.00	0	0	0	0	1						2.30
4	StSq2		2.60	0.33	0	0	1	1	1						2.93
5	1A		1.10	0.20	1	1	1	1	1						1.30
6	2Lz		2.10	0.30	1	1	0	1	1						2.40
7	CCoSp2		2.50	0.17	0	0	0	1	1						2.67
			18.20												19.20
	Program Components			Factor											
	Skating Skills			2.50	3.50	3.25	3.25	3.50	3.25						3.33
				0.00	0.00	0.00	0.00	0.00	0.00						
	Performance			2.50	3.75	3.25	3.00	3.75	3.50						3.50
	Judges Total Program Component Score (factored)														17.08

Deductions	0.00
-------------------	-------------

Rank	Name	Nation	Starting Number	Total Segment Score	Total Element Score	Total Program Component Score (factored)	Total Deductions
2	Eszter KISS	HUN	2	32.66	14.93	17.73	0.00

#	Executed Elements	Info	Base Value	GOE	J1	J2	J3	J4	J5	J6	J7	J8	J9	Ref	Scores of Panel
1	2F+2Lo		3.70	0.00	0	0	0	0	1						3.70
2	CU Sp1		1.70	0.00	0	0	0	0	1						1.70
3	2Lz		2.10	0.30	1	1	1	1	1						2.40
4	2Lz		2.10	-0.80	-3	-3	-2	-2	-3						1.30
5	1A+2Lo		2.90	0.00	0	0	0	0	-1						2.90
6	StSq2		2.60	0.33	1	0	1	0	1						2.93
7	CCoSp		0.00	0.00	-	-	-	-	-						0.00
			15.10												14.93
	Program Components			Factor											
	Skating Skills			2.50	3.75	3.50	3.00	3.25	3.50						3.42
				0.00	0.00	0.00	0.00	0.00	0.00						
	Performance			2.50	3.75	3.75	3.00	3.50	3.75						3.67
	Judges Total Program Component Score (factored)														17.73

Deductions	0.00
-------------------	-------------

Rank	Name	Nation	Starting Number	Total Segment Score	Total Element Score	Total Program Component Score (factored)	Total Deductions
3	Roos VAN DER PAS	NED	7	32.36	15.90	16.46	0.00

#	Executed Elements	Info	Base Value	GOE	J1	J2	J3	J4	J5	J6	J7	J8	J9	Ref	Scores of Panel
1	2Lze+2T	e	2.80	-0.40	-1	-2	0	-2	-1						2.40
2	CSSp2		2.30	0.00	0	0	0	0	1						2.30
3	2F+2T		3.20	0.00	0	0	0	0	0						3.20
4	1A		1.10	0.00	0	0	0	0	0						1.10
5	CCoSp2V		2.00	0.17	0	1	1	0	0						2.17
6	2Lo		1.80	0.00	0	0	1	0	0						1.80
7	StSq2		2.60	0.33	1	0	1	0	1						2.93
			15.80												15.90
	Program Components			Factor											
	Skating Skills			2.50	3.75	3.25	3.50	3.00	3.00						3.25
				0.00	0.00	0.00	0.00	0.00	0.00						
	Performance			2.50	4.00	3.25	3.50	3.25	3.25						3.33
	Judges Total Program Component Score (factored)														16.46

Deductions	0.00
-------------------	-------------

Golden Bear 2016

BASIC NOVICES AI GIRLS FREE SKATING

JUDGES DETAILS PER SKATER

Rank	Name	Nation	Starting Number	Total Segment Score	Total Element Score	Program Component Score (factored)	Total Deductions
4	Anastassia CEMIN	ITA	12	32.30	17.17	15.63	0.50

#	Executed Elements	Info	Base Value	GOE	J1	J2	J3	J4	J5	J6	J7	J8	J9	Ref	Scores of Panel
1	2Lz+2Lo		3.90	0.00	0	0	0	0	0						3.90
2	2F+2Lo		3.70	-0.30	-1	-1	0	-1	-1						3.40
3	FCSSp2		2.30	0.00	0	0	0	0	0						2.30
4	1A		1.10	0.00	0	0	0	0	0						1.10
5	CCoSp2		2.50	0.17	0	1	1	0	0						2.67
6	2Lz		2.10	-0.90	-3	-3	-3	-3	-3						1.20
7	StSq2		2.60	0.00	0	0	0	0	0						2.60
			18.20												17.17
	Program Components			Factor											
	Skating Skills			2.50	3.00	3.00	3.00	3.00	3.25						3.00
				0.00	0.00	0.00	0.00	0.00	0.00						
	Performance			2.50	3.25	3.25	3.25	3.25	3.25						3.25
	Judges Total Program Component Score (factored)														15.63

Deductions	Falls: -0.50	-0.50
-------------------	--------------	--------------

Rank	Name	Nation	Starting Number	Total Segment Score	Total Element Score	Program Component Score (factored)	Total Deductions
5	Nadin SCHOLZHORN	ITA	11	31.30	16.50	14.80	0.00

#	Executed Elements	Info	Base Value	GOE	J1	J2	J3	J4	J5	J6	J7	J8	J9	Ref	Scores of Panel
1	2Lo+2T		3.10	0.00	0	0	0	0	0						3.10
2	2Lz+2Lo		3.90	0.00	0	0	0	0	0						3.90
3	FSSp2		2.30	0.00	0	-1	0	0	0						2.30
4	2Lz		2.10	-0.80	-3	-3	-2	-2	-3						1.30
5	StSq2		2.60	0.00	0	0	0	0	0						2.60
6	1A		1.10	0.00	0	0	1	0	0						1.10
7	CCoSp2		2.50	-0.30	-1	-1	-1	-1	-1						2.20
			17.60												16.50
	Program Components			Factor											
	Skating Skills			2.50	2.75	3.00	3.00	3.00	3.00						3.00
				0.00	0.00	0.00	0.00	0.00	0.00						
	Performance			2.50	2.75	3.25	2.75	3.50	2.75						2.92
	Judges Total Program Component Score (factored)														14.80

Deductions		0.00
-------------------	--	-------------

Rank	Name	Nation	Starting Number	Total Segment Score	Total Element Score	Program Component Score (factored)	Total Deductions
6	Baukje KUIJLENBORG	NED	20	30.63	14.17	16.46	0.00

#	Executed Elements	Info	Base Value	GOE	J1	J2	J3	J4	J5	J6	J7	J8	J9	Ref	Scores of Panel
1	CCoSp2		2.50	0.17	1	1	0	0	0						2.67
2	2Lz		2.10	-0.40	-1	-2	-1	-1	-2						1.70
3	1A+2T		2.40	0.00	0	0	0	0	1						2.40
4	CSSp		0.00	0.00	-	-	-	-	-						0.00
5	StSq2		2.60	0.00	0	0	1	0	0						2.60
6	2Lo		1.80	0.00	0	0	0	0	0						1.80
7	2F+2T		3.20	-0.20	0	0	-1	-1	-1						3.00
			14.60												14.17
	Program Components			Factor											
	Skating Skills			2.50	3.50	3.25	3.50	3.25	3.25						3.33
				0.00	0.00	0.00	0.00	0.00	0.00						
	Performance			2.50	3.50	3.00	3.25	3.00	3.50						3.25
	Judges Total Program Component Score (factored)														16.46

Deductions		0.00
-------------------	--	-------------

Golden Bear 2016

BASIC NOVICES AI GIRLS FREE SKATING

JUDGES DETAILS PER SKATER

Rank	Name	Nation	Starting Number	Total Segment Score	Total Element Score	Program Component Score (factored)	Total Deductions
7	Chloe TINTURIER	BEL	8	28.30	14.00	14.80	0.50

#	Executed Elements	Info	Base Value	GOE	J1	J2	J3	J4	J5	J6	J7	J8	J9	Ref	Scores of Panel
1	2F+2Lo		3.70	0.00	0	0	-1	0	0						3.70
2	2F		1.90	0.00	0	0	0	0	0						1.90
3	1A+2T		2.40	0.00	0	0	0	0	0						2.40
4	CCoSp2		2.50	0.00	0	0	0	0	0						2.50
5	2Lo		1.80	-0.10	0	0	1	-3	-1						1.70
6	StSq1		1.80	0.00	0	0	0	0	0						1.80
7	CSSp		0.00	0.00	-	-	-	-	-						0.00
			14.10												14.00
Program Components			Factor												
Skating Skills			2.50		2.75	3.00	3.25	3.00	2.75						2.92
Performance			0.00		0.00	0.00	0.00	0.00	0.00						3.00
Judges Total Program Component Score (factored)			2.50		2.75	2.75	3.00	3.50	3.25						14.80

Deductions	Falls: -0.50	-0.50
-------------------	--------------	--------------

Rank	Name	Nation	Starting Number	Total Segment Score	Total Element Score	Program Component Score (factored)	Total Deductions
8	Ilaria DENTELLA	ITA	14	28.13	12.37	16.26	0.50

#	Executed Elements	Info	Base Value	GOE	J1	J2	J3	J4	J5	J6	J7	J8	J9	Ref	Scores of Panel
1	2Lze	e	1.50	-0.60	-2	-2	-1	-3	-2						0.90
2	2A<<	<<	1.10	-0.60	-3	-3	-3	-3	-3						0.50
3	CCoSp2		2.50	0.17	1	0	1	0	0						2.67
4	FSSp2		2.30	0.00	0	0	0	0	0						2.30
5	StSq2		2.60	0.00	0	0	0	0	1						2.60
6	2F+2T<<	<<	2.30	-0.60	-2	-2	-2	-2	-2						1.70
7	2F+2T<<	<<	2.30	-0.60	-2	-2	-2	-2	-2						1.70
			14.60												12.37
Program Components			Factor												
Skating Skills			2.50		3.00	3.25	3.00	3.25	3.50						3.17
Performance			0.00		0.00	0.00	0.00	0.00	0.00						3.33
Judges Total Program Component Score (factored)			2.50		3.25	3.25	3.50	3.25	3.50						16.26

Deductions	Falls: -0.50	-0.50
-------------------	--------------	--------------

<< Downgraded jump e Wrong edge

Rank	Name	Nation	Starting Number	Total Segment Score	Total Element Score	Program Component Score (factored)	Total Deductions
9	Ana CMER	SLO	16	28.10	13.10	15.00	0.00

#	Executed Elements	Info	Base Value	GOE	J1	J2	J3	J4	J5	J6	J7	J8	J9	Ref	Scores of Panel
1	1A		1.10	-0.20	0	-2	-1	-1	-1						0.90
2	2Lz+2T<<	!	2.50	-0.50	-1	-2	-1	-3	-2						2.00
3	CCoSp2		2.50	-0.10	-1	-1	0	0	0						2.40
4	StSqB		1.50	0.00	0	0	0	0	0						1.50
5	2Lo		1.80	-0.20	0	-1	0	-1	-2						1.60
6	2F+2T		3.20	0.10	1	0	0	-2	1						3.30
7	CSp1		1.40	0.00	0	0	0	0	-1						1.40
			14.00												13.10
Program Components			Factor												
Skating Skills			2.50		3.00	2.75	3.25	2.75	3.00						2.92
Performance			0.00		0.00	0.00	0.00	0.00	0.00						3.08
Judges Total Program Component Score (factored)			2.50		3.00	3.00	3.00	3.25	3.25						15.00

Deductions		0.00
-------------------	--	-------------

<< Downgraded jump ! Not clear edge

Golden Bear 2016

BASIC NOVICES AI GIRLS FREE SKATING

JUDGES DETAILS PER SKATER

Rank	Name	Nation	Starting Number	Total Segment Score	Total Element Score	Program Score (factored)	Total Component Score (factored)	Total Deductions
10	Anna Karina KASZAL	HUN	5	27.71	13.13		14.58	0.00

#	Executed Elements	Info	Base Value	GOE	J1	J2	J3	J4	J5	J6	J7	J8	J9	Ref	Scores of Panel	
1	1A		1.10	-0.07	0	-1	0	0	-1						1.03	
2	2F+2Lo<	<	3.20	-0.40	-2	-1	-1	-2	-1						2.80	
3	CSSp		0.00	0.00	-	-	-	-	-						0.00	
4	2Lz+2Lo<	<	3.40	-0.50	-2	-2	-1	-2	-1						2.90	
5	2Lz		2.10	0.00	0	-1	0	0	0						2.10	
6	CCoSp2V		2.00	0.50	1	1	1	0	1						2.50	
7	StSq1		1.80	0.00	1	0	0	0	0						1.80	
			13.60												13.13	
Program Components				Factor												
Skating Skills				2.50	2.75	2.75	3.25	2.75	2.75							2.75
				0.00	0.00	0.00	0.00	0.00	0.00							
Performance				2.50	3.00	2.50	3.25	3.25	3.00							3.08
Judges Total Program Component Score (factored)															14.58	

Deductions															0.00
-------------------	--	--	--	--	--	--	--	--	--	--	--	--	--	--	-------------

< Under-rotated jump

Rank	Name	Nation	Starting Number	Total Segment Score	Total Element Score	Program Score (factored)	Total Component Score (factored)	Total Deductions
11	Sara Klementina SEDEJ	SLO	18	24.95	11.57		14.38	1.00

#	Executed Elements	Info	Base Value	GOE	J1	J2	J3	J4	J5	J6	J7	J8	J9	Ref	Scores of Panel	
1	2A<<	<<	1.10	-0.60	-3	-3	-3	-3	-3						0.50	
2	2Lz		2.10	-0.90	-3	-3	0	-3	-3						1.20	
3	CSSp1		1.90	0.00	0	0	0	0	0						1.90	
4	2Lz<+1T	<	1.90	-0.60	-2	-2	-1	-3	-2						1.30	
5	2S+1T		1.70	-0.13	-1	-1	0	0	-1						1.57	
6	CCoSp2		2.50	0.00	0	0	0	0	0						2.50	
7	StSq2		2.60	0.00	0	0	1	0	0						2.60	
			13.80												11.57	
Program Components				Factor												
Skating Skills				2.50	2.75	2.75	3.25	2.50	2.75							2.75
				0.00	0.00	0.00	0.00	0.00	0.00							
Performance				2.50	3.00	3.00	3.25	3.00	3.00							3.00
Judges Total Program Component Score (factored)															14.38	

Deductions	Falls: -1.00														-1.00
-------------------	--------------	--	--	--	--	--	--	--	--	--	--	--	--	--	--------------

< Under-rotated jump << Downgraded jump

Golden Bear 2016

BASIC NOVICES AI GIRLS FREE SKATING

JUDGES DETAILS PER SKATER

Rank	Name	Nation	Starting Number	Total Segment Score	Total Element Score	Program Score (factored)	Total Component Score (factored)	Total Deductions
12	Greta PELLEGRINI	ITA	15	24.53	11.77		13.76	1.00

#	Executed Elements	Info	Base Value	GOE	J1	J2	J3	J4	J5	J6	J7	J8	J9	Ref	Scores of Panel
1	2Lo+1T		2.20	-0.10	-1	0	0	-2	0						2.10
2	2F		1.90	-0.90	-3	-3	-3	-3	-3						1.00
3	2Lo		1.80	-0.20	-1	-1	0	0	-2						1.60
4	CCoSp2		2.50	0.00	0	0	1	0	-1						2.50
5	1A+2T<<	<<	1.50	-0.33	-2	-1	0	-2	-2						1.17
6	SSp2		1.60	0.00	0	0	0	-1	0						1.60
7	StSq1		1.80	0.00	0	0	0	0	-1						1.80
			13.30												11.77
Program Components			Factor												
Skating Skills			2.50		2.75	2.75	3.00	2.75	2.75						2.75
Performance			0.00		0.00	0.00	0.00	0.00	0.00						2.75
Judges Total Program Component Score (factored)			2.50		2.75	2.50	2.75	3.00	2.75						13.76

Deductions	Falls: -1.00	-1.00
-------------------	--------------	--------------

<< Downgraded jump

Rank	Name	Nation	Starting Number	Total Segment Score	Total Element Score	Program Score (factored)	Total Component Score (factored)	Total Deductions
13	Juni Teresa SZABO	CRO	9	23.75	9.57		14.18	0.00

#	Executed Elements	Info	Base Value	GOE	J1	J2	J3	J4	J5	J6	J7	J8	J9	Ref	Scores of Panel
1	2Lo<+2Lo<<	<<	1.80	-0.60	-2	-2	-2	-3	-2						1.20
2	2Lz		2.10	-0.10	0	-1	0	0	-1						2.00
3	StSqB		1.50	0.17	1	1	0	0	0						1.67
4	SSp1		1.30	0.00	0	0	0	0	0						1.30
5	2F<	<	1.40	-0.50	-1	-2	-1	-2	-2						0.90
6	1A+2T<<	<<	1.50	-0.40	-2	-2	-2	-2	-2						1.10
7	FCCoSp1V		1.70	-0.30	-1	-2	0	-1	-1						1.40
			11.30												9.57
Program Components			Factor												
Skating Skills			2.50		3.00	2.50	2.75	2.75	2.50						2.67
Performance			0.00		0.00	0.00	0.00	0.00	0.00						3.00
Judges Total Program Component Score (factored)			2.50		3.00	2.75	3.00	3.00	3.00						14.18

Deductions		0.00
-------------------	--	-------------

< Under-rotated jump << Downgraded jump

Golden Bear 2016

BASIC NOVICES AI GIRLS FREE SKATING

JUDGES DETAILS PER SKATER

Rank	Name	Nation	Starting Number	Total Segment Score	Total Element Score	Program Score (factored)	Total Component Score (factored)	Total Deductions
14	Cristina BONAN	ITA	19	23.50	8.87		15.63	1.00

#	Executed Elements	Info	Base Value	GOE	J1	J2	J3	J4	J5	J6	J7	J8	J9	Ref	Scores of Panel
1	2Lz		2.10	-0.90	-3	-3	-3	-3	-3						1.20
2	1A+2T		2.40	-0.60	-3	-3	-3	-3	-3						1.80
3	CCoSp2		2.50	0.00	-1	0	0	0	0						2.50
4	2S+1A*+SEQ	*	1.04	-0.27	-1	-2	0	-1	-2						0.77
5	T		0.00	0.00	-	-	-	-	-						0.00
6	StSq2		2.60	0.00	0	0	0	0	0						2.60
7	CSSp		0.00	0.00	-	-	-	-	-						0.00
			10.64												8.87
Program Components			Factor												
Skating Skills			2.50		3.00	3.00	2.75	3.25	3.00						3.00
			0.00		0.00	0.00	0.00	0.00							
Performance			2.50		3.25	3.25	2.50	3.25	3.25						3.25
Judges Total Program Component Score (factored)															15.63

Deductions	Falls: -1.00	-1.00
-------------------	--------------	--------------

* Invalid element

Rank	Name	Nation	Starting Number	Total Segment Score	Total Element Score	Program Score (factored)	Total Component Score (factored)	Total Deductions
15	Jerca OMAN	SLO	3	22.79	8.63		14.16	0.00

#	Executed Elements	Info	Base Value	GOE	J1	J2	J3	J4	J5	J6	J7	J8	J9	Ref	Scores of Panel
1	2S		1.30	-0.47	-3	-3	-1	-2	-2						0.83
2	CSSp		0.00	0.00	-	-	-	-	-						0.00
3	2Lz<	<	1.50	-0.60	-2	-3	-1	-2	-2						0.90
4	CCoSp2		2.50	0.00	0	0	0	0	0						2.50
5	1F		0.50	-0.30	-3	-3	-2	-3	-3						0.20
6	StSq2		2.60	0.00	0	0	0	0	1						2.60
7	1A+2T<	<	2.00	-0.40	-2	-3	-2	-2	-2						1.60
			10.40												8.63
Program Components			Factor												
Skating Skills			2.50		2.75	3.00	2.75	2.50	3.00						2.83
			0.00		0.00	0.00	0.00	0.00							
Performance			2.50		2.75	2.75	3.00	2.75	3.50						2.83
Judges Total Program Component Score (factored)															14.16

Deductions		0.00
-------------------	--	-------------

< Under-rotated jump

Golden Bear 2016

BASIC NOVICES AI GIRLS FREE SKATING

JUDGES DETAILS PER SKATER

Rank	Name	Nation	Starting Number	Total Segment Score	Total Element Score	Program Score (factored)	Total Component Score (factored)	Total Deductions
16	Luna HRUŠOVAR	SLO	13	22.63	10.50		13.13	1.00

#	Executed Elements	Info	Base Value	GOE	J1	J2	J3	J4	J5	J6	J7	J8	J9	Ref	Scores of Panel
1	1A+1Lo		1.60	0.00	0	0	0	0	0						1.60
2	2Lo<<	<<	0.50	-0.30	-3	-3	-3	-3	-3						0.20
3	CSSp2		2.30	-0.10	-1	-1	0	0	0						2.20
4	2S		1.30	-0.60	-3	-3	-3	-3	-3						0.70
5	StSq1		1.80	0.00	0	0	0	0	-1						1.80
6	2S+1T		1.70	-0.20	-1	-1	-1	-1	-2						1.50
7	CCoSp2		2.50	0.00	0	0	0	0	0						2.50
			11.70												10.50
Program Components			Factor												
Skating Skills				2.50	2.50	2.00	2.75	2.75	2.50						2.58
Performance				0.00	0.00	0.00	0.00	0.00						2.67	
Judges Total Program Component Score (factored)															13.13

Deductions	Falls: -1.00	-1.00
-------------------	--------------	--------------

<< Downgraded jump

Rank	Name	Nation	Starting Number	Total Segment Score	Total Element Score	Program Score (factored)	Total Component Score (factored)	Total Deductions
17	Jera ZIHERL	SLO	10	14.30	4.30		10.00	0.00

#	Executed Elements	Info	Base Value	GOE	J1	J2	J3	J4	J5	J6	J7	J8	J9	Ref	Scores of Panel
1	1A+1Lo		1.60	-0.20	-1	-1	-1	-1	-1						1.40
2	CSSp		0.00	0.00	-	-	-	-	-						0.00
3	1F		0.50	0.00	0	0	0	0	0						0.50
4	StSqB		1.50	0.00	0	0	0	0	-1						1.50
5	2Lo<<	<<	0.50	-0.30	-3	-3	-3	-3	-3						0.20
6	CCoSp		0.00	0.00	-	-	-	-	-						0.00
7	1A+1T<<	<<	1.10	-0.40	-2	-3	-2	-2	-2						0.70
			5.20												4.30
Program Components			Factor												
Skating Skills				2.50	2.00	1.50	2.25	2.00	2.00						2.00
Performance				0.00	0.00	0.00	0.00	0.00						2.00	
Judges Total Program Component Score (factored)															10.00

Deductions		0.00
-------------------	--	-------------

<< Downgraded jump

Golden Bear 2016

BASIC NOVICES AII GIRLS

Velesajam	27 lis 2016	Free Skating
------------------	-------------	--------------

Size of Skating Area	:	30m*60m
Ice Conditions	:	very good
Number of Entries	:	18
Number of Participants	:	18

Entry Withdrawn	:	
-----------------	---	--

Free Skating			
Duration	:	2:30	+ - 10 Sec.
Segment Factor	:	1,00	
Program Component Factors		Skating Skills	2.50
		Performance	2.50

Golden Bear 2016

PANEL OF JUDGES

BASIC NOVICES All GIRLS - FREE SKATING

Officials

Technical Controller	Ms. Margo PAUW	NED
Technical Specialist	Ms. Anja BRATEC	SLO
Assistant Technical Specialist	Ms. Sandra PAVICIC	CRO

Judges

Referee	Ms. Antica GRUBISIC	CRO
Judges	Ms. Marijana MESIC	CRO
	Ms. Dora STRABIC	CRO
	Mr. Stephen FERNANDEZ	GBR
	Ms. Eva SZILAGY	HUN
	Ms. Alenka ZIDAR	SLO

Data/Replay Operator

	Mr. Tomislav BISCAN	CRO
	Ms. Nataša BAHAT	CRO

Golden Bear 2016

RESULTS

BASIC NOVICES AII GIRLS FINAL RESULT

Pl. Name	Nation	Total Score	FS
1 Cara MCCABE	GBR	36,44	1
2 Agata BACOVA	SVK	36,36	2
3 Cintia SZABO	HUN	35,35	3
4 Lara HROVAT	SLO	35,10	4
5 Lois LIBREGTS	NED	35,04	5
6 Eline SEUREN	NED	34,81	6
7 Julia KROLL	AUT	31,99	7
8 Stefania BARON	ITA	27,53	8
9 Melanija MENCINGER	SLO	27,36	9
10 Nicole BARON	ITA	26,38	10
11 Sabina LEIJTENS	NED	25,89	11
12 Stella RISTIC	CRO	24,73	12
13 Gian-Quen ISAACS	RSA	24,70	13
14 Pia SMID	SLO	23,93	14
15 Eva ZALOKAR	SLO	19,73	15
Withdrawn			
Dorina SZIGETI	HUN		
Elizabeth GOLDING	IRL		
Akyol SEVVAL	TUR		

Ms. Antica GRUBISIC CRO

Referee

Printed: 27.10.2016 15:53:59



Ms. Margo PAUW NED

Technical Controller



Golden Bear 2016

RESULTS

BASIC NOVICES AII GIRLS FREE SKATING

Pl.	Name	Nation	Total Segment Score
1	Cara MCCABE	GBR	36.44
2	Agata BACOVA	SVK	36.36
3	Cintia SZABO	HUN	35.35
4	Lara HROVAT	SLO	35.10
5	Lois LIBREGTS	NED	35.04
6	Eline SEUREN	NED	34.81
7	Julia KROLL	AUT	31.99
8	Stefania BARON	ITA	27.53
9	Melanija MENCINGER	SLO	27.36
10	Nicole BARON	ITA	26.38
11	Sabina LEIJTENS	NED	25.89
12	Stella RISTIC	CRO	24.73
13	Gian-Quen ISAACS	RSA	24.70
14	Pia SMID	SLO	23.93
15	Eva ZALOKAR	SLO	19.73

Printed: 2.11.2016 14:33:14

BASIC NOVICES AII GIRLS

RESULT DETAILS FREE SKATING

Pl.	Name	Nation	Total Segment Score =	Total Element Score +	Tot. Prog. Comp. Score * +	SS	PE			Deduct. -	
1	Cara MCCABE	GBR	36.44	17.56	19.38	3.83	0.00	3.92	0.00	0.00	0.50
2	Agata BACOVA	SVK	36.36	18.86	17.50	3.42	0.00	3.58	0.00	0.00	0.00
3	Cintia SZABO	HUN	35.35	16.39	18.96	3.75	0.00	3.83	0.00	0.00	0.00
4	Lara HROVAT	SLO	35.10	17.20	17.90	3.58	0.00	3.58	0.00	0.00	0.00
5	Lois LIBREGTS	NED	35.04	16.91	18.13	3.58	0.00	3.67	0.00	0.00	0.00
6	Eline SEUREN	NED	34.81	16.13	19.18	3.75	0.00	3.92	0.00	0.00	0.50
7	Julia KROLL	AUT	31.99	15.93	16.06	3.17	0.00	3.25	0.00	0.00	0.00
8	Stefania BARON	ITA	27.53	12.40	15.63	3.17	0.00	3.08	0.00	0.00	0.50
9	Melanija MENCINGER	SLO	27.36	13.80	13.56	2.75	0.00	2.67	0.00	0.00	0.00
10	Nicole BARON	ITA	26.38	13.20	14.18	2.92	0.00	2.75	0.00	0.00	1.00
11	Sabina LEIJTENS	NED	25.89	12.41	13.98	2.67	0.00	2.92	0.00	0.00	0.50
12	Stella RISTIC	CRO	24.73	9.90	15.83	3.00	0.00	3.33	0.00	0.00	1.00
13	Gian-Quen ISAACS	RSA	24.70	11.40	14.80	3.00	0.00	2.92	0.00	0.00	1.50
14	Pia SMID	SLO	23.93	11.10	13.33	2.58	0.00	2.75	0.00	0.00	0.50
15	Eva ZALOKAR	SLO	19.73	9.83	10.40	2.08	0.00	2.08	0.00	0.00	0.50

SS = Skating Skills

PE = Performance

* = factored score

Printed: 2.11.2016 19:04:12

Golden Bear 2016

BASIC NOVICES ALL GIRLS FREE SKATING

JUDGES DETAILS PER SKATER

Rank	Name	Nation	Starting Number	Total Segment Score	Total Element Score	Program Component Score (factored)	Total Deductions
1	Cara MCCABE	GBR	13	36.44	17.56	19.38	0.50

#	Executed Elements	Info	Base Value	GOE	J1	J2	J3	J4	J5	J6	J7	J8	J9	Ref	Scores of Panel
1	1A+2Lo		2.90	0.10	1	1	0	0	0						3.00
2	2S+2Lo		3.10	0.00	0	0	0	0	0						3.10
3	CSSp2		2.30	0.33	1	0	1	2	0						2.63
4	StSq2		2.60	0.50	1	1	1	0	1						3.10
5	2F		1.90	0.00	0	0	0	0	0						1.90
6	2F		1.90	-0.90	-3	-3	-3	-2	-3						1.00
7	CCoSp2		2.50	0.33	1	1	0	1	0						2.83
			17.20												17.56
Program Components			Factor												
Skating Skills			2.50		4.00	4.00	4.00	3.50	3.25						3.83
			0.00		0.00	0.00	0.00	0.00	0.00						
Performance			2.50		4.50	4.00	4.00	3.75	3.75						3.92
Judges Total Program Component Score (factored)															19.38

Deductions	Falls: -0.50	-0.50
-------------------	--------------	--------------

Rank	Name	Nation	Starting Number	Total Segment Score	Total Element Score	Program Component Score (factored)	Total Deductions
2	Agata BACOVA	SVK	6	36.36	18.86	17.50	0.00

#	Executed Elements	Info	Base Value	GOE	J1	J2	J3	J4	J5	J6	J7	J8	J9	Ref	Scores of Panel
1	1A		1.10	0.00	1	0	0	0	0						1.10
2	2Lz+2Lo		3.90	0.00	0	0	0	0	0						3.90
3	CCoSp2		2.50	0.33	1	2	0	-1	1						2.83
4	2F		1.90	0.00	0	0	0	0	0						1.90
5	2Lz+2Lo		3.90	0.00	0	0	0	-2	0						3.90
6	FCCSp2		2.30	0.33	2	1	0	-1	1						2.63
7	StSq2		2.60	0.00	1	0	0	-1	0						2.60
			18.20												18.86
Program Components			Factor												
Skating Skills			2.50		4.00	3.75	3.00	2.00	3.50						3.42
			0.00		0.00	0.00	0.00	0.00	0.00						
Performance			2.50		4.00	4.00	3.25	2.25	3.50						3.58
Judges Total Program Component Score (factored)															17.50

Deductions		0.00
-------------------	--	-------------

Rank	Name	Nation	Starting Number	Total Segment Score	Total Element Score	Program Component Score (factored)	Total Deductions
3	Cintia SZABO	HUN	8	35.35	16.39	18.96	0.00

#	Executed Elements	Info	Base Value	GOE	J1	J2	J3	J4	J5	J6	J7	J8	J9	Ref	Scores of Panel
1	2Lz+2T		3.40	0.00	0	0	0	-2	0						3.40
2	2A<	<	2.30	-1.50	-3	-3	-3	-3	-3						0.80
3	2F		1.90	0.00	1	0	0	0	0						1.90
4	StSq2		2.60	0.33	1	0	1	0	1						2.93
5	CSSp2		2.30	0.17	1	0	0	2	0						2.47
6	2Lz+1Lo+2T+SEQ		2.72	0.00	1	0	0	0	0						2.72
7	CCoSp1		2.00	0.17	1	0	0	1	0						2.17
			17.22												16.39
Program Components			Factor												
Skating Skills			2.50		4.25	3.75	4.00	3.50	3.50						3.75
			0.00		0.00	0.00	0.00	0.00	0.00						
Performance			2.50		4.50	4.00	3.75	3.75	3.75						3.83
Judges Total Program Component Score (factored)															18.96

Deductions		0.00
-------------------	--	-------------

< Under-rotated jump

Golden Bear 2016

BASIC NOVICES ALL GIRLS FREE SKATING

JUDGES DETAILS PER SKATER

Rank	Name	Nation	Starting Number	Total Segment Score	Total Element Score	Program Score (factored)	Total Component Score (factored)	Total Deductions
4	Lara HROVAT	SLO	5	35.10	17.20		17.90	0.00

#	Executed Elements	Info	Base Value	GOE	J1	J2	J3	J4	J5	J6	J7	J8	J9	Ref	Scores of Panel
1	2A<<	<<	1.10	-0.60	-3	-3	-3	-3	-3						0.50
2	2Lz+2Lo		3.90	0.00	1	0	0	-2	0						3.90
3	CSSp2		2.30	0.50	2	1	1	0	1						2.80
4	CCoSp2		2.50	0.33	1	1	0	1	0						2.83
5	StSq2		2.60	0.17	1	0	1	-1	0						2.77
6	2Lz		2.10	-0.60	-2	-2	-2	-2	-2						1.50
7	2F+2Lo<	<	3.20	-0.30	-1	-1	-2	-1	0						2.90
			17.70												17.20
Program Components			Factor												
Skating Skills			2.50		4.00	3.50	3.50	3.00	3.75						3.58
			0.00		0.00	0.00	0.00	0.00	0.00						
Performance			2.50		4.25	3.50	3.75	3.25	3.50						3.58
Judges Total Program Component Score (factored)														17.90	

Deductions		0.00
-------------------	--	-------------

< Under-rotated jump << Downgraded jump

Rank	Name	Nation	Starting Number	Total Segment Score	Total Element Score	Program Score (factored)	Total Component Score (factored)	Total Deductions
5	Lois LIBREGTS	NED	17	35.04	16.91		18.13	0.00

#	Executed Elements	Info	Base Value	GOE	J1	J2	J3	J4	J5	J6	J7	J8	J9	Ref	Scores of Panel
1	1A+2T		2.40	0.07	1	1	0	0	0						2.47
2	2Lo+2T		3.10	-0.30	-1	0	-1	-1	-2						2.80
3	CCoSp2		2.50	0.00	1	0	0	0	0						2.50
4	2Lz		2.10	0.00	0	0	0	0	0						2.10
5	2Lo		1.80	0.00	0	0	0	0	-1						1.80
6	StSq2		2.60	0.17	2	0	1	-1	0						2.77
7	CSSp2		2.30	0.17	1	0	0	0	1						2.47
			16.80												16.91
Program Components			Factor												
Skating Skills			2.50		3.75	3.75	3.75	2.50	3.25						3.58
			0.00		0.00	0.00	0.00	0.00	0.00						
Performance			2.50		4.50	3.75	3.75	2.75	3.50						3.67
Judges Total Program Component Score (factored)														18.13	

Deductions		0.00
-------------------	--	-------------

Rank	Name	Nation	Starting Number	Total Segment Score	Total Element Score	Program Score (factored)	Total Component Score (factored)	Total Deductions
6	Eline SEUREN	NED	16	34.81	16.13		19.18	0.50

#	Executed Elements	Info	Base Value	GOE	J1	J2	J3	J4	J5	J6	J7	J8	J9	Ref	Scores of Panel
1	1A+2T<	<	2.00	-0.60	-3	-3	-3	-3	-3						1.40
2	2Lz		2.10	0.00	0	0	0	0	0						2.10
3	CCoSp2		2.50	0.50	2	1	1	1	1						3.00
4	2Lo+2T		3.10	-0.10	0	0	0	-2	-1						3.00
5	StSq2		2.60	0.17	1	0	1	-1	0						2.77
6	1A		1.10	0.13	1	1	0	1	0						1.23
7	CSSp2		2.30	0.33	2	1	0	-1	1						2.63
			15.70												16.13
Program Components			Factor												
Skating Skills			2.50		4.00	4.00	4.00	2.50	3.25						3.75
			0.00		0.00	0.00	0.00	0.00	0.00						
Performance			2.50		4.25	4.25	4.00	3.00	3.50						3.92
Judges Total Program Component Score (factored)														19.18	

Deductions	Falls: -0.50	-0.50
-------------------	--------------	--------------

< Under-rotated jump

Golden Bear 2016

BASIC NOVICES ALL GIRLS FREE SKATING

JUDGES DETAILS PER SKATER

Rank	Name	Nation	Starting Number	Total Segment Score	Total Element Score	Program Score (factored)	Total Component Score (factored)	Total Deductions
10	Nicole BARON	ITA	18	26.38	13.20		14.18	1.00

#	Executed Elements	Info	Base Value	GOE	J1	J2	J3	J4	J5	J6	J7	J8	J9	Ref	Scores of Panel
1	CSSp2		2.30	0.50	1	1	1	2	0						2.80
2	1A+2Lo		2.90	-0.10	0	0	0	-1	-1						2.80
3	2F<	<	1.40	-0.90	-3	-3	-3	-3	-3						0.50
4	2S		1.30	-0.60	-3	-3	-3	-3	-3						0.70
5	CCoSp2		2.50	-0.20	-1	-1	0	-2	0						2.30
6	2F		1.90	-0.40	-1	-2	-1	-2	-1						1.50
7	StSq2		2.60	0.00	1	0	0	0	0						2.60
			14.90												13.20
Program Components			Factor												
Skating Skills				2.50	3.50	3.00	3.00	2.50	2.75						2.92
				0.00	0.00	0.00	0.00	0.00							
Performance				2.50	3.75	2.75	2.75	2.50	2.75						2.75
Judges Total Program Component Score (factored)														14.18	

Deductions	Falls: -1.00	-1.00
-------------------	--------------	--------------

< Under-rotated jump

Rank	Name	Nation	Starting Number	Total Segment Score	Total Element Score	Program Score (factored)	Total Component Score (factored)	Total Deductions
11	Sabina LEIJTENS	NED	2	25.89	12.41		13.98	0.50

#	Executed Elements	Info	Base Value	GOE	J1	J2	J3	J4	J5	J6	J7	J8	J9	Ref	Scores of Panel
1	2Lz<	<	1.50	-0.60	-2	-2	-2	-2	-1						0.90
2	2F		1.90	0.00	0	0	0	-1	0						1.90
3	CSSp2		2.30	0.00	1	0	0	0	0						2.30
4	StSq2		2.60	0.00	0	0	0	-1	0						2.60
5	2Lo+1Lo+2Lo+SEQ		2.88	-0.50	0	-1	-2	-3	-2						2.38
6	1A+2T		2.40	-0.07	0	-1	0	-1	0						2.33
7	CoSp		0.00	0.00	-	-	-	-	-						0.00
			13.58												12.41
Program Components			Factor												
Skating Skills				2.50	3.25	2.50	2.75	2.25	2.75						2.67
				0.00	0.00	0.00	0.00	0.00							
Performance				2.50	3.50	2.75	2.75	2.50	3.25						2.92
Judges Total Program Component Score (factored)														13.98	

Deductions	Falls: -0.50	-0.50
-------------------	--------------	--------------

< Under-rotated jump

Golden Bear 2016

BASIC NOVICES ALL GIRLS FREE SKATING

JUDGES DETAILS PER SKATER

Rank	Name	Nation	Starting Number	Total Segment Score	Total Element Score	Program Score (factored)	Total Component Score (factored)	Total Deductions
12	Stella RISTIC	CRO	15	24.73	9.90		15.83	1.00

#	Executed Elements	Info	Base Value	GOE	J1	J2	J3	J4	J5	J6	J7	J8	J9	Ref	Scores of Panel
1	2F<	<	1.40	-0.90	-3	-3	-3	-3	-3						0.50
2	2Lz<	<	1.50	-0.60	-2	-2	-2	-2	-2						0.90
3	CCoSp2		2.50	0.00	1	0	0	0	0						2.50
4	2Lo<<	<<	0.50	-0.20	-2	-2	-3	-2	-2						0.30
5	StSq2		2.60	0.00	0	0	0	0	0						2.60
6	1A+2T<<	<<	1.50	-0.60	-3	-3	-3	-3	-3						0.90
7	FSSp2		2.30	-0.10	0	0	0	-2	-1						2.20
			12.30												9.90
Program Components			Factor												
Skating Skills			2.50		3.25	3.75	3.25	2.50	2.25						3.00
Performance			0.00		0.00	0.00	0.00	0.00	0.00						3.33
Judges Total Program Component Score (factored)			2.50		3.75	4.00	3.50	2.75	2.75						15.83

Deductions	Falls: -1.00	-1.00
-------------------	--------------	--------------

< Under-rotated jump << Downgraded jump

Rank	Name	Nation	Starting Number	Total Segment Score	Total Element Score	Program Score (factored)	Total Component Score (factored)	Total Deductions
13	Gian-Quen ISAACS	RSA	4	24.70	11.40		14.80	1.50

#	Executed Elements	Info	Base Value	GOE	J1	J2	J3	J4	J5	J6	J7	J8	J9	Ref	Scores of Panel
1	2A		3.30	-1.50	-3	-3	-3	-3	-3						1.80
2	2Lz<	<	1.50	-0.90	-3	-3	-3	-3	-3						0.60
3	2Lo		1.80	0.00	0	0	0	-2	0						1.80
4	StSq1		1.80	-0.10	0	0	0	-2	-1						1.70
5	CSSp2		2.30	0.00	1	0	0	-1	0						2.30
6	2Lz		2.10	-0.90	-3	-3	-3	-3	-3						1.20
7	CCoSp2V		2.00	0.00	0	0	0	-1	0						2.00
			14.80												11.40
Program Components			Factor												
Skating Skills			2.50		3.50	3.25	3.25	2.25	2.50						3.00
Performance			0.00		0.00	0.00	0.00	0.00	0.00						2.92
Judges Total Program Component Score (factored)			2.50		3.75	2.75	3.25	2.75	2.75						14.80

Deductions	Falls: -1.50	-1.50
-------------------	--------------	--------------

< Under-rotated jump

Golden Bear 2016

BASIC NOVICES ALL GIRLS FREE SKATING

JUDGES DETAILS PER SKATER

Rank	Name	Nation	Starting Number	Total Segment Score	Total Element Score	Program Score (factored)	Total Component Score (factored)	Total Deductions
14	Pia SMID	SLO	7	23.93	11.10		13.33	0.50

#	Executed Elements	Info	Base Value	GOE	J1	J2	J3	J4	J5	J6	J7	J8	J9	Ref	Scores of Panel
1	1A+2Lo<	<	2.40	-0.30	-1	-1	-2	-1	-1						2.10
2	2F<+2T<<	<<	1.80	-0.80	-3	-2	-3	-3	-2						1.00
3	CSSp2		2.30	-0.10	-1	0	0	-3	0						2.20
4	2S		1.30	0.00	0	0	0	0	0						1.30
5	StSq1		1.80	-0.20	-1	0	0	-3	-1						1.60
6	2F<	<	1.40	-0.90	-3	-3	-3	-1	-3						0.50
7	CCoSp2		2.50	-0.10	-1	-1	0	0	0						2.40
			13.50												11.10
Program Components			Factor												
Skating Skills			2.50		2.75	2.50	3.25	2.25	2.50						2.58
Performance			0.00		0.00	0.00	0.00	0.00	0.00						2.75
Judges Total Program Component Score (factored)			2.50		2.75	2.75	3.00	2.50	2.75						13.33

Deductions	Falls: -0.50	-0.50
-------------------	--------------	--------------

< Under-rotated jump << Downgraded jump

Rank	Name	Nation	Starting Number	Total Segment Score	Total Element Score	Program Score (factored)	Total Component Score (factored)	Total Deductions
15	Eva ZALOKAR	SLO	9	19.73	9.83		10.40	0.50

#	Executed Elements	Info	Base Value	GOE	J1	J2	J3	J4	J5	J6	J7	J8	J9	Ref	Scores of Panel
1	2S		1.30	-0.60	-3	-3	-3	-3	-3						0.70
2	1Lz+1Lo		1.10	0.00	0	0	0	0	0						1.10
3	SSp2		1.60	0.00	0	0	0	0	0						1.60
4	1A+1Lo		1.60	-0.07	0	0	0	-1	-1						1.53
5	StSq1		1.80	-0.30	-1	-1	0	-1	-1						1.50
6	CCoSp2		2.50	-0.20	0	0	-1	-1	-1						2.30
7	1A		1.10	0.00	0	0	0	-1	0						1.10
			11.00												9.83
Program Components			Factor												
Skating Skills			2.50		2.00	2.25	2.00	2.00	2.25						2.08
Performance			0.00		0.00	0.00	0.00	0.00	0.00						2.08
Judges Total Program Component Score (factored)			2.50		2.25	2.00	2.00	2.00	2.50						10.40

Deductions	Falls: -0.50	-0.50
-------------------	--------------	--------------

printed: 28.10.2016 1:12:48

Golden Bear 2016

BASIC NOVICES AIII GIRLS

Velesajam	27 lis 2016	Free Skating
------------------	-------------	--------------

Size of Skating Area	:	30m*60m
Ice Conditions	:	very good
Number of Entries	:	36
Number of Participants	:	36

Entry Withdrawn	:	
-----------------	---	--

Free Skating			
Duration	:	2:30	+ - 10 Sec.
Segment Factor	:	1,00	
Program Component Factors		Skating Skills	2.50
		Performance	2.50

Golden Bear 2016

PANEL OF JUDGES

BASIC NOVICES AIII GIRLS - FREE SKATING

Officials

Technical Controller	Ms. Eva SZILAGY	HUN
Technical Specialist	Ms. Anja BRATEC	SLO
Assistant Technical Specialist	Ms. Sandra PAVICIC	CRO

Judges

Referee	Mr. Bojan LIPOVSCAK	CRO
Judges	Ms. Sara ANTONINI	CRO
	Mr. Bojan LIPOVSCAK	CRO
	Ms. Dora STRABIC	CRO
	Mr. Stephen FERNANDEZ	GBR
	Ms. Agnes ANDIK	HUN

Data/Replay Operator

	Mr. Tomislav BISCAN	CRO
	Mr. Tomislav MIKULANDRIC	CRO

Golden Bear 2016

RESULTS

BASIC NOVICES AIII GIRLS FINAL RESULT

Pl. Name	Nation	Total Score	FS
1 Erika BALAZOVA	SVK	40,35	1
2 Daria ZSIRNOV	HUN	35,91	2
3 Matilda MALGARISE	ITA	35,06	3
4 Lili KRIZSANOVSKI	HUN	34,21	4
5 Heidy Mari AINJARV	EST	31,69	5
6 Ambra MALMASSARI	ITA	30,14	6
7 Roos VAN DER AKKER	NED	27,76	7
8 Nika SAJOVIC	SLO	26,58	8
9 Nika KATANICA	CRO	26,46	9
10 Julija LOVRENCIC	SLO	24,53	10
11 Reka MEZEI	HUN	23,86	11
12 Ema VIDOVIC HRUSTL	SLO	23,28	12
13 Fabiana TRAVERSO	ITA	22,20	13
14 Luce STIPANICEV	CRO	21,78	14
15 Becerik DOGA	TUR	21,06	15
16 Maja LOGAR	SLO	20,83	16
17 Ziva BRACUN	SLO	20,63	17
18 Rachele MARCON	ITA	20,13	18
19 Paola BUTKOVIC	CRO	19,58	19
20 Lana STAVANJA ZELNIK	SLO	19,35	20
21 Sara DJORDIC	CRO	18,38	21
22 Melanie PAVLOVIC	CRO	17,71	22
23 Tija Ota PUŠNIK	SLO	17,40	23
24 Ivana KRMPOTIC	CRO	16,16	24
25 Anja SREDIC	CRO	16,13	25
26 Ana KRALJ	SLO	14,17	26
27 Ziva BRAJLIH NOVOSEL	SLO	12,33	27
28 Anna RUSS	AUT	12,03	28
29 Ines NOVAK	CRO	11,71	29
30 Lara PILI	CRO	7,53	30
Withdrawn			
Hanna FLORIS	HUN		
Lilla VARGHA	HUN		
Kseniia ERSHOVA	RUS		
Zeype Naz DOGAN	TUR		
Guler EZGI	TUR		
Kilic Defne GUNCE	TUR		

Mr. Bojan LIPOVSCAK CRO

Referee

Printed: 27.10.2016 19:18:47

Ms. Eva SZILAGY HUN

Technical Controller

Golden Bear 2016

RESULTS

BASIC NOVICES AIII GIRLS FREE SKATING

Pl.	Name	Nation	Total Segment Score
1	Erika BALAZOVA	SVK	40.35
2	Daria ZSIRNOV	HUN	35.91
3	Matilda MALGARISE	ITA	35.06
4	Lili KRIZSANOVSKI	HUN	34.21
5	Heidy Mari AINJARV	EST	31.69
6	Ambra MALMASSARI	ITA	30.14
7	Roos VAN DER AKKER	NED	27.76
8	Nika SAJOVIC	SLO	26.58
9	Nika KATANICA	CRO	26.46
10	Julija LOVRENCIC	SLO	24.53
11	Reka MEZEI	HUN	23.86
12	Ema VIDOVIC HRUSTL	SLO	23.28
13	Fabiana TRAVERSO	ITA	22.20
14	Luce STIPANICEV	CRO	21.78
15	Becerik DOGA	TUR	21.06
16	Maja LOGAR	SLO	20.83
17	Ziva BRACUN	SLO	20.63
18	Rachele MARCON	ITA	20.13
19	Paola BUTKOVIC	CRO	19.58
20	Lana STAVANJA ZELNIK	SLO	19.35
21	Sara DJORDIC	CRO	18.38
22	Melanie PAVLOVIC	CRO	17.71
23	Tija Ota PUŠNIK	SLO	17.40
24	Ivana KRMPOTIC	CRO	16.16
25	Anja SREDIC	CRO	16.13
26	Ana KRALJ	SLO	14.17
27	Ziva BRAJLIH NOVOSEL	SLO	12.33
28	Anna RUSS	AUT	12.03
29	Ines NOVAK	CRO	11.71
30	Lara PILI	CRO	7.53

BASIC NOVICES AIII GIRLS**RESULT DETAILS FREE SKATING**

Pl.	Name	Nation	Total Segment Score =	Total Element Score +	Tot. Prog. Comp. Score * +	SS	PE			Deduct. -	
1	Erika BALAZOVA	SVK	40.35	18.90	21.45	4.08	0.00	4.50	0.00	0.00	0.00
2	Daria ZSIRNOV	HUN	35.91	16.60	19.81	3.67	0.00	4.25	0.00	0.00	0.50
3	Matilda MALGARISE	ITA	35.06	17.13	17.93	3.50	0.00	3.67	0.00	0.00	0.00
4	Lili KRIZSANOVSKI	HUN	34.21	17.43	17.28	3.33	0.00	3.58	0.00	0.00	0.50
5	Heidy Mari AINJARV	EST	31.69	16.03	16.66	3.33	0.00	3.33	0.00	0.00	1.00
6	Ambra MALMASSARI	ITA	30.14	13.86	17.28	3.33	0.00	3.58	0.00	0.00	1.00
7	Roos VAN DER AKKER	NED	27.76	12.13	15.63	3.00	0.00	3.25	0.00	0.00	0.00
8	Nika SAJOVIC	SLO	26.58	12.82	13.76	2.75	0.00	2.75	0.00	0.00	0.00
9	Nika KATANICA	CRO	26.46	11.26	15.20	3.00	0.00	3.08	0.00	0.00	0.00
10	Julija LOVRENCIC	SLO	24.53	9.53	15.00	2.92	0.00	3.08	0.00	0.00	0.00
11	Reka MEZEI	HUN	23.86	11.30	13.56	2.75	0.00	2.67	0.00	0.00	1.00
12	Ema VIDOVIC HRUSTL	SLO	23.28	8.70	14.58	2.83	0.00	3.00	0.00	0.00	0.00
13	Fabiana TRAVERSO	ITA	22.20	9.50	12.70	2.58	0.00	2.50	0.00	0.00	0.00
14	Luce STIPANICEV	CRO	21.78	10.40	11.88	2.33	0.00	2.42	0.00	0.00	0.50
15	Becerik DOGA	TUR	21.06	8.70	13.36	2.67	0.00	2.67	0.00	0.00	1.00
16	Maja LOGAR	SLO	20.83	10.00	10.83	2.08	0.00	2.25	0.00	0.00	0.00
17	Ziva BRACUN	SLO	20.63	6.87	13.76	2.75	0.00	2.75	0.00	0.00	0.00
18	Rachele MARCON	ITA	20.13	10.13	10.00	1.92	0.00	2.08	0.00	0.00	0.00
19	Paola BUTKOVIC	CRO	19.58	7.80	12.28	2.33	0.00	2.58	0.00	0.00	0.50
20	Lana STAVANJA ZELNIK	SLO	19.35	8.92	10.43	1.92	0.00	2.25	0.00	0.00	0.00
21	Sara DJORDIC	CRO	18.38	7.93	11.45	2.00	0.00	2.58	0.00	0.00	1.00
22	Melanie PAVLOVIC	CRO	17.71	6.85	10.86	2.17	0.00	2.17	0.00	0.00	0.00
23	Tija Ota PUŠNIK	SLO	17.40	7.80	9.60	1.92	0.00	1.92	0.00	0.00	0.00
24	Ivana KRMPOTIC	CRO	16.16	6.56	9.60	1.92	0.00	1.92	0.00	0.00	0.00
25	Anja SREDIC	CRO	16.13	8.93	7.70	1.50	0.00	1.58	0.00	0.00	0.50
26	Ana KRALJ	SLO	14.17	6.97	7.70	1.58	0.00	1.50	0.00	0.00	0.50
27	Ziva BRAJLIH NOVOSEL	SLO	12.33	4.07	8.76	1.75	0.00	1.75	0.00	0.00	0.50
28	Anna RUSS	AUT	12.03	5.40	8.13	1.58	0.00	1.67	0.00	0.00	1.50
29	Ines NOVAK	CRO	11.71	4.63	7.08	1.50	0.00	1.33	0.00	0.00	0.00
30	Lara PILI	CRO	7.53	2.27	6.26	1.25	0.00	1.25	0.00	0.00	1.00

BASIC NOVICES AIII GIRLS

RESULT DETAILS FREE SKATING

SS = Skating Skills

* = factored score

Printed: 2.11.2016 19:04:19

PE = Performance

Golden Bear 2016

BASIC NOVICES AIII GIRLS FREE SKATING

JUDGES DETAILS PER SKATER

Rank	Name	Nation	Starting Number	Total Segment Score	Total Element Score	Program Score (factored)	Total Component Score (factored)	Total Deductions
1	Erika BALAZOVA	SVK	34	40.35	18.90		21.45	0.00

#	Executed Elements	Info	Base Value	GOE	J1	J2	J3	J4	J5	J6	J7	J8	J9	Ref	Scores of Panel
1	2F+2Lo<	<	3.20	-0.40	-2	-1	-1	-2	-1						2.80
2	2Lz+2Lo		3.90	0.00	0	0	0	0	0						3.90
3	1A		1.10	0.13	1	0	0	1	1						1.23
4	2Lz		2.10	0.30	1	0	1	1	1						2.40
5	FCCSp2		2.30	0.50	1	1	1	1	1						2.80
6	CCoSp2		2.50	0.00	0	0	0	0	1						2.50
7	StSq2		2.60	0.67	1	1	2	1	2						3.27
			17.70												18.90
Program Components			Factor												
Skating Skills			2.50		4.00	4.50	4.50	3.50	3.75						4.08
			0.00		0.00	0.00	0.00	0.00	0.00						
Performance			2.50		5.50	4.75	4.75	4.00	3.50						4.50
Judges Total Program Component Score (factored)														21.45	

Deductions		0.00
-------------------	--	-------------

< Under-rotated jump

Rank	Name	Nation	Starting Number	Total Segment Score	Total Element Score	Program Score (factored)	Total Component Score (factored)	Total Deductions
2	Daria ZSIRNOV	HUN	26	35.91	16.60		19.81	0.50

#	Executed Elements	Info	Base Value	GOE	J1	J2	J3	J4	J5	J6	J7	J8	J9	Ref	Scores of Panel
1	2F+2T	!	3.20	-0.20	-1	0	-1	-2	0						3.00
2	2Lz		2.10	-0.90	-3	-3	0	-3	-3						1.20
3	CCoSp2		2.50	1.00	3	2	2	2	2						3.50
4	StSq1		1.80	0.50	1	1	1	0	1						2.30
5	2F<+1A+SEQ	!	2.00	-0.30	-2	0	-1	-2	0						1.70
6	2Lz		2.10	0.00	-1	0	0	0	0						2.10
7	CSSp2		2.30	0.50	1	1	1	0	1						2.80
			16.00												16.60
Program Components			Factor												
Skating Skills			2.50		3.50	4.50	4.00	3.50	3.50						3.67
			0.00		0.00	0.00	0.00	0.00	0.00						
Performance			2.50		4.50	4.75	4.50	3.75	3.25						4.25
Judges Total Program Component Score (factored)														19.81	

Deductions	Falls: -0.50	-0.50
-------------------	--------------	--------------

< Under-rotated jump ! Not clear edge

Golden Bear 2016

BASIC NOVICES AIII GIRLS FREE SKATING

JUDGES DETAILS PER SKATER

Rank	Name	Nation	Starting Number	Total Segment Score	Total Element Score	Program Score (factored)	Total Component Score (factored)	Total Deductions
3	Matilda MALGARISE	ITA	20	35.06	17.13		17.93	0.00

#	Executed Elements	Info	Base Value	GOE	J1	J2	J3	J4	J5	J6	J7	J8	J9	Ref	Scores of Panel
1	1A		1.10	0.20	0	1	1	1	1						1.30
2	2Lz		2.10	0.00	0	0	0	0	0						2.10
3	CCoSp2		2.50	0.50	1	1	1	0	1						3.00
4	2F+2Lo<	<	3.20	-0.60	-3	-2	-2	-2	-2						2.60
5	2F+2Lo<	<	3.20	-0.30	-1	-1	-2	-1	-1						2.90
6	StSq2		2.60	0.33	1	1	1	0	0						2.93
7	FSSp2		2.30	0.00	-1	0	0	0	0						2.30
			17.00												17.13
Program Components			Factor												
Skating Skills			2.50		3.25	3.50	4.00	3.00	3.75						3.50
			0.00		0.00	0.00	0.00	0.00	0.00						
Performance			2.50		3.75	3.75	4.00	3.50	3.50						3.67
Judges Total Program Component Score (factored)															17.93

Deductions		0.00
-------------------	--	-------------

< Under-rotated jump

Rank	Name	Nation	Starting Number	Total Segment Score	Total Element Score	Program Score (factored)	Total Component Score (factored)	Total Deductions
4	Lili KRIZSANOVSKI	HUN	16	34.21	17.43		17.28	0.50

#	Executed Elements	Info	Base Value	GOE	J1	J2	J3	J4	J5	J6	J7	J8	J9	Ref	Scores of Panel
1	2A		3.30	-1.50	-3	-3	-3	-3	-3						1.80
2	2Lz+2Lo		3.90	0.00	-1	0	0	0	0						3.90
3	FCSp2		2.30	0.00	-2	0	0	0	0						2.30
4	StSq2		2.60	0.33	0	1	1	0	1						2.93
5	2F+2Lo		3.70	-0.40	-2	-2	-1	-1	0						3.30
6	2Lz<	<	1.50	-0.30	-1	-1	-2	-1	0						1.20
7	CCoSp2V		2.00	0.00	0	0	0	0	1						2.00
			19.30												17.43
Program Components			Factor												
Skating Skills			2.50		3.00	3.00	3.50	3.50	3.50						3.33
			0.00		0.00	0.00	0.00	0.00	0.00						
Performance			2.50		3.50	3.50	3.75	3.50	3.75						3.58
Judges Total Program Component Score (factored)															17.28

Deductions	Falls: -0.50	-0.50
-------------------	--------------	--------------

< Under-rotated jump

Golden Bear 2016

BASIC NOVICES AIII GIRLS FREE SKATING

JUDGES DETAILS PER SKATER

Rank	Name	Nation	Starting Number	Total Segment Score	Total Element Score	Program Score (factored)	Total Component Score (factored)	Total Deductions
5	Heidy Mari AINJARV	EST	2	31.69	16.03		16.66	1.00

#	Executed Elements	Info	Base Value	GOE	J1	J2	J3	J4	J5	J6	J7	J8	J9	Ref	Scores of Panel
1	2Lz	!	2.10	-0.30	-1	-1	-1	-2	-1						1.80
2	2Lz+2Lo		3.90	-0.90	-3	-3	-3	-3	-3						3.00
3	CCoSp2		2.50	0.50	1	1	1	1	1						3.00
4	1A		1.10	0.13	1	1	0	0	1						1.23
5	2F+2Lo<	<	3.20	-0.90	-3	-3	-3	-3	-3						2.30
6	StSq2		2.60	0.00	-1	1	0	0	0						2.60
7	FCSSp2		2.30	-0.20	-1	-1	0	-1	0						2.10
			17.70												16.03
Program Components				Factor											
Skating Skills				2.50	2.75	4.00	3.50	3.50	3.00						3.33
				0.00	0.00	0.00	0.00	0.00	0.00						
Performance				2.50	2.50	4.25	3.50	3.75	2.75						3.33
Judges Total Program Component Score (factored)															16.66

Deductions	Falls: -1.00	-1.00
-------------------	--------------	--------------

< Under-rotated jump ! Not clear edge

Rank	Name	Nation	Starting Number	Total Segment Score	Total Element Score	Program Score (factored)	Total Component Score (factored)	Total Deductions
6	Ambra MALMASSARI	ITA	17	30.14	13.86		17.28	1.00

#	Executed Elements	Info	Base Value	GOE	J1	J2	J3	J4	J5	J6	J7	J8	J9	Ref	Scores of Panel	
1	1A		1.10	0.00	0	0	0	0	0						1.10	
2	2Lz+2Lo		3.90	-0.90	-3	-3	-3	-3	-3						3.00	
3	StSq2		2.60	0.33	1	1	1	0	0						2.93	
4	CSSp2		2.30	0.33	2	0	0	1	1						2.63	
5	2F		1.90	-0.60	-2	-2	-2	-2	-1						1.30	
6	2Lz		2.10	-0.90	-3	-3	-3	-3	-3						1.20	
7	CCoSp1V		1.70	0.00	0	0	0	0	0						1.70	
			15.60												13.86	
Program Components				Factor												
Skating Skills				2.50	3.75	3.50	3.25	2.75	3.25						3.33	
				0.00	0.00	0.00	0.00	0.00	0.00							
Performance				2.50	4.00	3.75	3.75	3.25	3.25							3.58
Judges Total Program Component Score (factored)															17.28	

Deductions	Falls: -1.00	-1.00
-------------------	--------------	--------------

Rank	Name	Nation	Starting Number	Total Segment Score	Total Element Score	Program Score (factored)	Total Component Score (factored)	Total Deductions
7	Roos VAN DER AKKER	NED	14	27.76	12.13		15.63	0.00

#	Executed Elements	Info	Base Value	GOE	J1	J2	J3	J4	J5	J6	J7	J8	J9	Ref	Scores of Panel
1	2Lo+2T<<	<<	2.20	-0.60	-2	-2	-3	-2	0						1.60
2	2Lo		1.80	-0.10	-1	-1	0	0	0						1.70
3	2S		1.30	-0.07	-1	-1	0	0	0						1.23
4	StSq1		1.80	0.00	-1	0	0	0	0						1.80
5	CSSp2		2.30	0.00	0	0	0	0	1						2.30
6	1A+2T<<	<<	1.50	-0.40	-2	-2	-3	-2	0						1.10
7	CCoSp2		2.50	-0.10	0	-1	-1	0	0						2.40
			13.40												12.13
Program Components				Factor											
Skating Skills				2.50	2.25	3.00	3.00	3.00	3.50						3.00
				0.00	0.00	0.00	0.00	0.00	0.00						
Performance				2.50	2.50	3.50	3.00	3.50	3.25						3.25
Judges Total Program Component Score (factored)															15.63

Deductions		0.00
-------------------	--	-------------

<< Downgraded jump

Golden Bear 2016

BASIC NOVICES AIII GIRLS FREE SKATING

JUDGES DETAILS PER SKATER

Rank	Name	Nation	Starting Number	Total Segment Score	Total Element Score	Program Component Score (factored)	Total Deductions
8	Nika SAJOVIC	SLO	10	26.58	12.82	13.76	0.00

#	Executed Elements	Info	Base Value	GOE	J1	J2	J3	J4	J5	J6	J7	J8	J9	Ref	Scores of Panel
1	1A		1.10	0.00	0	0	0	0	0						1.10
2	2Lo+1A+SEQ		2.32	0.00	-1	0	0	0	0						2.32
3	CSSp2		2.30	0.50	1	0	1	1	1						2.80
4	2S		1.30	-0.20	-1	-1	-1	0	-1						1.10
5	CCoSp2V		2.00	-0.30	-1	-1	-1	-1	0						1.70
6	2Lo+1T		2.20	-0.20	-2	-1	-1	0	0						2.00
7	StSq1		1.80	0.00	-1	0	0	0	0						1.80
			13.02												12.82
Program Components				Factor											
Skating Skills				2.50	2.25	2.75	2.75	3.00	2.75						2.75
				0.00	0.00	0.00	0.00	0.00							
Performance				2.50	2.50	2.75	2.50	3.00	3.25						2.75
Judges Total Program Component Score (factored)															13.76

Deductions	0.00
-------------------	-------------

Rank	Name	Nation	Starting Number	Total Segment Score	Total Element Score	Program Component Score (factored)	Total Deductions
9	Nika KATANICA	CRO	6	26.46	11.26	15.20	0.00

#	Executed Elements	Info	Base Value	GOE	J1	J2	J3	J4	J5	J6	J7	J8	J9	Ref	Scores of Panel
1	2Lo<	<	1.30	-0.60	-2	-2	-2	-2	-1						0.70
2	2S		1.30	-0.40	-2	-3	-2	-2	-2						0.90
3	1A+1Lo		1.60	-0.13	-1	-1	0	0	-1						1.47
4	CCoSp2		2.50	0.00	0	0	0	0	0						2.50
5	StSq1		1.80	0.00	0	0	0	0	0						1.80
6	2S+1A+SEQ		1.92	-0.33	-3	-2	-1	-2	-1						1.59
7	CSSp2		2.30	0.00	0	0	0	0	1						2.30
			12.72												11.26
Program Components				Factor											
Skating Skills				2.50	2.25	2.75	3.25	3.25	3.00						3.00
				0.00	0.00	0.00	0.00	0.00							
Performance				2.50	2.50	3.00	3.50	3.50	2.75						3.08
Judges Total Program Component Score (factored)															15.20

Deductions	0.00
-------------------	-------------

< Under-rotated jump

Rank	Name	Nation	Starting Number	Total Segment Score	Total Element Score	Program Component Score (factored)	Total Deductions
10	Julija LOVRENCIC	SLO	13	24.53	9.53	15.00	0.00

#	Executed Elements	Info	Base Value	GOE	J1	J2	J3	J4	J5	J6	J7	J8	J9	Ref	Scores of Panel
1	1A+2Lo		2.90	0.00	0	0	0	0	0						2.90
2	CCoSp2		2.50	0.00	0	0	1	0	0						2.50
3	StSq1		1.80	0.33	-1	1	1	0	1						2.13
4	2Fe<<2Lo<<	e	1.80	-0.80	-3	-3	-3	-2	0						1.00
5	2Lz<<	<<	0.60	-0.20	-2	-2	-3	-2	-1						0.40
6	2Fe<	e	1.30	-0.70	-3	-2	-3	-2	-1						0.60
7	CSSp		0.00	0.00	-	-	-	-	-						0.00
			10.90												9.53
Program Components				Factor											
Skating Skills				2.50	2.25	3.00	3.00	3.00	2.75						2.92
				0.00	0.00	0.00	0.00	0.00							
Performance				2.50	2.75	3.25	3.75	3.25	2.75						3.08
Judges Total Program Component Score (factored)															15.00

Deductions	0.00
-------------------	-------------

< Under-rotated jump << Downgraded jump e Wrong edge

Golden Bear 2016

BASIC NOVICES AIII GIRLS FREE SKATING

JUDGES DETAILS PER SKATER

Rank	Name	Nation	Starting Number	Total Segment Score	Total Element Score	Program Score (factored)	Total Component Score (factored)	Total Deductions
11	Reka MEZEI	HUN	30	23.86	11.30		13.56	1.00

#	Executed Elements	Info	Base Value	GOE	J1	J2	J3	J4	J5	J6	J7	J8	J9	Ref	Scores of Panel
1	1A+2Lo		2.90	-0.90	-3	-3	-3	-3	-3						2.00
2	2S		1.30	0.00	-1	0	0	0	0						1.30
3	2F		1.90	-0.90	-3	-3	-3	-3	-3						1.00
4	CSSp2		2.30	0.00	0	0	0	0	0						2.30
5	2S+2Lo<<	<<	1.80	-0.60	-3	-3	-3	-3	-2						1.20
6	CCoSp2V		2.00	0.00	0	0	0	0	1						2.00
7	StSqB		1.50	0.00	-1	0	0	0	0						1.50
			13.70												11.30
Program Components			Factor												
Skating Skills			2.50		2.25	2.75	3.00	3.00	2.50						2.75
Performance			0.00		0.00	0.00	0.00	0.00	0.00						0.00
Judges Total Program Component Score (factored)			2.50		2.25	2.75	2.75	3.00	2.50						2.67
Judges Total Program Component Score (factored)															13.56

Deductions	Falls: -1.00	-1.00
-------------------	--------------	--------------

<< Downgraded jump

Rank	Name	Nation	Starting Number	Total Segment Score	Total Element Score	Program Score (factored)	Total Component Score (factored)	Total Deductions
12	Ema VIDOVIC HRUSTL	SLO	19	23.28	8.70		14.58	0.00

#	Executed Elements	Info	Base Value	GOE	J1	J2	J3	J4	J5	J6	J7	J8	J9	Ref	Scores of Panel
1	1A+1Lo		1.60	0.00	0	0	0	0	0						1.60
2	2S<	<	0.90	-0.27	-2	-1	-2	-1	-1						0.63
3	CSSpB		1.60	0.00	-1	0	0	0	0						1.60
4	2S<	<	0.90	-0.33	-2	-1	-2	-2	-1						0.57
5	StSqB		1.50	0.00	-1	0	0	0	0						1.50
6	2Lo<	<	1.30	-0.50	-2	-1	-2	-2	-1						0.80
7	CCoSp1		2.00	0.00	-1	0	0	0	0						2.00
			9.80												8.70
Program Components			Factor												
Skating Skills			2.50		2.50	3.00	3.00	2.75	2.75						2.83
Performance			0.00		0.00	0.00	0.00	0.00	0.00						0.00
Judges Total Program Component Score (factored)			2.50		2.75	3.00	3.00	3.25	3.00						3.00
Judges Total Program Component Score (factored)															14.58

Deductions		0.00
-------------------	--	-------------

< Under-rotated jump

Golden Bear 2016

BASIC NOVICES AIII GIRLS FREE SKATING

JUDGES DETAILS PER SKATER

Rank	Name	Nation	Starting Number	Total Segment Score	Total Element Score	Program Score (factored)	Total Component Score (factored)	Total Deductions
13	Fabiana TRAVERSO	ITA	12	22.20	9.50		12.70	0.00

#	Executed Elements	Info	Base Value	GOE	J1	J2	J3	J4	J5	J6	J7	J8	J9	Ref	Scores of Panel
1	2S		1.30	-0.20	-3	-1	-1	-1	-1						1.10
2	StSq2		2.60	0.00	-1	0	1	0	0						2.60
3	2F<	<	1.40	-0.60	-3	-2	-2	-2	-1						0.80
4	CCoSp2		2.50	-0.10	-2	-1	0	0	0						2.40
5	2F		1.90	-0.30	-2	-1	-1	-1	-1						1.60
6	A		0.00	0.00	-	-	-	-	-						0.00
7	SSp1		1.30	-0.30	-2	-1	-1	-1	0						1.00
			11.00												9.50
Program Components			Factor												
Skating Skills				2.50	2.50	2.50	3.00	2.50	2.75						2.58
Performance				0.00	0.00	0.00	0.00	0.00	0.00						2.50
Judges Total Program Component Score (factored)															12.70

Deductions		0.00
-------------------	--	-------------

< Under-rotated jump

Rank	Name	Nation	Starting Number	Total Segment Score	Total Element Score	Program Score (factored)	Total Component Score (factored)	Total Deductions
14	Luce STIPANICEV	CRO	29	21.78	10.40		11.88	0.50

#	Executed Elements	Info	Base Value	GOE	J1	J2	J3	J4	J5	J6	J7	J8	J9	Ref	Scores of Panel
1	2Lo		1.80	-0.20	-2	-1	0	0	-1						1.60
2	2F+1A+SEQ		2.40	-0.10	-2	-1	0	0	0						2.30
3	FSSp1		2.00	0.00	-1	0	0	0	0						2.00
4	2F<<	<<	0.50	-0.30	-3	-3	-3	-3	-3						0.20
5	StSq1		1.80	0.00	-1	0	0	0	0						1.80
6	2Lz<<	<<	0.60	-0.30	-3	-3	-3	-3	-2						0.30
7	CCoSp2		2.50	-0.30	-2	-1	-1	-1	0						2.20
			11.60												10.40
Program Components			Factor												
Skating Skills				2.50	2.00	2.00	2.50	2.50	2.50						2.33
Performance				0.00	0.00	0.00	0.00	0.00	0.00						2.42
Judges Total Program Component Score (factored)															11.88

Deductions	Falls: -0.50	-0.50
-------------------	--------------	--------------

<< Downgraded jump

Golden Bear 2016

BASIC NOVICES AIII GIRLS FREE SKATING

JUDGES DETAILS PER SKATER

Rank	Name	Nation	Starting Number	Total Segment Score	Total Element Score	Program Score (factored)	Total Component Score (factored)	Total Deductions
15	Becerik DOGA	TUR	1	21.06	8.70		13.36	1.00

#	Executed Elements	Info	Base Value	GOE	J1	J2	J3	J4	J5	J6	J7	J8	J9	Ref	Scores of Panel
1	1A+2Lo		2.90	0.00	0	0	0	0	0						2.90
2	2Lz		2.10	0.00	-2	0	0	0	0						2.10
3	2F		1.90	-0.30	-2	-1	-1	-1	-1						1.60
4	CoSp		0.00	0.00	-	-	-	-	-						0.00
5	StSqB		1.50	0.00	-1	0	0	0	0						1.50
6	2Lz<	<	1.50	-0.90	-3	-3	-3	-3	-3						0.60
7	CSSp		0.00	0.00	-	-	-	-	-						0.00
8	CCoSp*	*	0.00	0.00	-	-	-	-	-						0.00
			9.90												8.70
	Program Components			Factor											
	Skating Skills			2.50	2.00	2.50	3.00	2.75	2.75						2.67
				0.00	0.00	0.00	0.00	0.00	0.00						
	Performance			2.50	2.00	2.50	3.00	3.00	2.50						2.67
	Judges Total Program Component Score (factored)														13.36

Deductions	Falls: -1.00	-1.00
-------------------	--------------	--------------

< Under-rotated jump * Invalid element

Rank	Name	Nation	Starting Number	Total Segment Score	Total Element Score	Program Score (factored)	Total Component Score (factored)	Total Deductions
16	Maja LOGAR	SLO	31	20.83	10.00		10.83	0.00

#	Executed Elements	Info	Base Value	GOE	J1	J2	J3	J4	J5	J6	J7	J8	J9	Ref	Scores of Panel
1	1A		1.10	0.00	0	0	0	0	0						1.10
2	CUSp2		2.00	0.00	0	0	0	0	0						2.00
3	1Lz+1Lo		1.10	0.00	0	0	0	0	0						1.10
4	2S<	<	0.90	-0.60	-3	-3	-3	-3	-2						0.30
5	StSqB		1.50	-0.10	-1	0	-1	0	0						1.40
6	CCoSp2		2.50	0.00	0	0	0	0	0						2.50
7	1A+1Lo		1.60	0.00	0	0	0	0	0						1.60
			10.70												10.00
	Program Components			Factor											
	Skating Skills			2.50	2.25	2.00	2.00	2.25	1.75						2.08
				0.00	0.00	0.00	0.00	0.00	0.00						
	Performance			2.50	2.50	2.25	2.00	2.50	2.00						2.25
	Judges Total Program Component Score (factored)														10.83

Deductions		0.00
-------------------	--	-------------

< Under-rotated jump

Golden Bear 2016

BASIC NOVICES AIII GIRLS FREE SKATING

JUDGES DETAILS PER SKATER

Rank	Name	Nation	Starting Number	Total Segment Score	Total Element Score	Program Score (factored)	Total Component Score (factored)	Total Deductions
17	Ziva BRACUN	SLO	4	20.63	6.87		13.76	0.00

#	Executed Elements	Info	Base Value	GOE	J1	J2	J3	J4	J5	J6	J7	J8	J9	Ref	Scores of Panel	
1	1A		1.10	0.00	-1	0	0	0	0						1.10	
2	2S<	<	0.90	-0.33	-2	-1	-2	-1	-2						0.57	
3	2S<	>	0.90	-0.40	-2	-2	-2	-2	-1						0.50	
4	StSqB		1.50	0.00	-1	0	0	0	0						1.50	
5	SSp1		1.30	0.00	0	0	0	0	1						1.30	
6	2Lo<<	<<	0.50	-0.30	-3	-3	-3	-3	-2						0.20	
7	CCoSpB		1.70	0.00	-1	0	0	0	0						1.70	
			7.90												6.87	
Program Components				Factor												
Skating Skills				2.50	1.75	3.50	2.75	2.75	2.75						2.75	
				0.00	0.00	0.00	0.00	0.00	0.00							
Performance				2.50	2.25	3.50	2.75	3.00	2.50							2.75
Judges Total Program Component Score (factored)															13.76	

Deductions	0.00
-------------------	-------------

< Under-rotated jump << Downgraded jump

Rank	Name	Nation	Starting Number	Total Segment Score	Total Element Score	Program Score (factored)	Total Component Score (factored)	Total Deductions
18	Rachele MARCON	ITA	23	20.13	10.13		10.00	0.00

#	Executed Elements	Info	Base Value	GOE	J1	J2	J3	J4	J5	J6	J7	J8	J9	Ref	Scores of Panel	
1	1A+1Lo		1.60	-0.27	-3	-2	-1	-1	0						1.33	
2	StSq1		1.80	0.00	-1	0	0	0	0						1.80	
3	1F		0.50	0.00	0	0	0	0	0						0.50	
4	CSSp2		2.30	-0.10	-2	-1	0	0	0						2.20	
5	2S<	<	0.90	-0.40	-2	-2	-2	-2	-1						0.50	
6	1A+1Lo		1.60	0.00	0	0	0	-1	0						1.60	
7	CCoSp2		2.50	-0.30	-1	-1	-1	-1	-1						2.20	
			11.20												10.13	
Program Components				Factor												
Skating Skills				2.50	1.75	2.00	2.00	2.00	1.75						1.92	
				0.00	0.00	0.00	0.00	0.00	0.00							
Performance				2.50	2.00	2.25	2.25	2.00	2.00							2.08
Judges Total Program Component Score (factored)															10.00	

Deductions	0.00
-------------------	-------------

< Under-rotated jump

Golden Bear 2016

BASIC NOVICES AIII GIRLS FREE SKATING

JUDGES DETAILS PER SKATER

Rank	Name	Nation	Starting Number	Total Segment Score	Total Element Score	Program Score (factored)	Total Component Score (factored)	Total Deductions
19	Paola BUTKOVIC	CRO	15	19.58	7.80		12.28	0.50

#	Executed Elements	Info	Base Value	GOE	J1	J2	J3	J4	J5	J6	J7	J8	J9	Ref	Scores of Panel
1	1A+1A+SEQ		1.76	0.00	0	0	0	1	0						1.76
2	1F+1Lo<+2Lo<<+SEQ	<<	0.80	-0.23	-3	-2	-3	-2	-1						0.57
3	2S<	<	0.90	-0.33	-2	-1	-2	-2	-1						0.57
4	SSp1		1.30	0.00	0	0	0	0	0						1.30
5	StSqB		1.50	0.00	-1	0	0	0	0						1.50
6	2F<<	<<	0.50	-0.30	-3	-3	-3	-3	-3						0.20
7	CCoSp1		2.00	-0.10	-2	-1	0	0	0						1.90
			8.76												7.80
Program Components			Factor												
Skating Skills				2.50	2.25	2.25	2.50	2.75	2.25						2.33
Performance				0.00	0.00	0.00	0.00	0.00	0.00						2.58
Judges Total Program Component Score (factored)															12.28

Deductions	Falls: -0.50	-0.50
-------------------	--------------	--------------

< Under-rotated jump << Downgraded jump

Rank	Name	Nation	Starting Number	Total Segment Score	Total Element Score	Program Score (factored)	Total Component Score (factored)	Total Deductions
20	Lana STAVANJA ZELNIK	SLO	25	19.35	8.92		10.43	0.00

#	Executed Elements	Info	Base Value	GOE	J1	J2	J3	J4	J5	J6	J7	J8	J9	Ref	Scores of Panel
1	CCoSp1V		1.70	-0.30	-2	-1	-1	-1	0						1.40
2	1A+1T		1.50	-0.07	-1	-1	0	0	0						1.43
3	2S<	<	0.90	-0.40	-2	-2	-2	-2	-2						0.50
4	2Lo<<	<<	0.50	-0.27	-3	-3	-3	-2	0						0.23
5	CSSp2		2.30	-0.10	-1	0	-1	0	0						2.20
6	1Lz+1A+SEQ		1.36	0.00	-1	0	0	0	0						1.36
7	StSq1		1.80	0.00	-1	1	0	0	0						1.80
			10.06												8.92
Program Components			Factor												
Skating Skills				2.50	1.75	2.00	2.00	2.25	1.75						1.92
Performance				0.00	0.00	0.00	0.00	0.00	0.00						2.25
Judges Total Program Component Score (factored)															10.43

Deductions		0.00
-------------------	--	-------------

< Under-rotated jump << Downgraded jump

Golden Bear 2016

BASIC NOVICES AIII GIRLS FREE SKATING

JUDGES DETAILS PER SKATER

Rank	Name	Nation	Starting Number	Total Segment Score	Total Element Score	Program Score (factored)	Total Component Score (factored)	Total Deductions
21	Sara DJORDIC	CRO	33	18.38	7.93		11.45	1.00

#	Executed Elements	Info	Base Value	GOE	J1	J2	J3	J4	J5	J6	J7	J8	J9	Ref	Scores of Panel
1	1A		1.10	-0.27	-2	-1	-3	-1	0						0.83
2	1Lz+1Lo		1.10	0.00	0	0	0	0	0						1.10
3	SSp1		1.30	0.00	1	0	0	0	0						1.30
4	2S		1.30	-0.20	-2	-1	-1	-1	0						1.10
5	StSqB		1.50	-0.10	-1	0	0	-1	0						1.40
6	2S<+1A+SEQ	*	1.60	-0.60	-3	-3	-3	-3	-3						1.00
7	CCoSpBV		1.50	-0.30	-1	-1	-1	-1	0						1.20
			9.40												7.93
Program Components			Factor												
Skating Skills				2.50	1.50	2.25	2.25	2.50	1.50						2.00
Performance				0.00	0.00	0.00	0.00	0.00	0.00						2.58
Judges Total Program Component Score (factored)														11.45	

Deductions	Falls: -1.00	-1.00
-------------------	--------------	--------------

< Under-rotated jump

Rank	Name	Nation	Starting Number	Total Segment Score	Total Element Score	Program Score (factored)	Total Component Score (factored)	Total Deductions
22	Melanie PAVLOVIC	CRO	36	17.71	6.85		10.86	0.00

#	Executed Elements	Info	Base Value	GOE	J1	J2	J3	J4	J5	J6	J7	J8	J9	Ref	Scores of Panel
1	SSpB		1.10	0.00	1	0	0	0	0						1.10
2	1A		1.10	0.00	-1	0	0	0	0						1.10
3	2S<<	<<	0.40	-0.23	-3	-2	-3	-2	-1						0.17
4	StSqB		1.50	0.00	-1	0	0	0	0						1.50
5	1F+1A+SEQ		1.28	0.00	-1	0	0	0	0						1.28
6	2S<	<	0.90	-0.40	-2	-2	-2	-2	-1						0.50
7	CCoSpBV		1.50	-0.30	-2	-2	-1	0	0						1.20
			7.78												6.85
Program Components			Factor												
Skating Skills				2.50	2.00	2.25	2.50	2.25	2.00						2.17
Performance				0.00	0.00	0.00	0.00	0.00	0.00						2.17
Judges Total Program Component Score (factored)														10.86	

Deductions		0.00
-------------------	--	-------------

< Under-rotated jump << Downgraded jump

Golden Bear 2016

BASIC NOVICES AIII GIRLS FREE SKATING

JUDGES DETAILS PER SKATER

Rank	Name	Nation	Starting Number	Total Segment Score	Total Element Score	Program Score (factored)	Total Component Score (factored)	Total Deductions
23	Tija Ota PUŠNIK	SLO	27	17.40	7.80		9.60	0.00

#	Executed Elements	Info	Base Value	GOE	J1	J2	J3	J4	J5	J6	J7	J8	J9	Ref	Scores of Panel
1	1A+1Lo		1.60	0.00	0	0	0	0	0						1.60
2	2S		1.30	-0.20	-1	-1	-1	0	-1						1.10
3	CoSp		0.00	0.00	-	-	-	-	-						0.00
4	2Lo<	<	1.30	-0.60	-2	-2	-2	-2	-1						0.70
5	1A+1Lo		1.60	0.00	0	0	0	0	0						1.60
6	USp2		1.50	0.00	0	0	0	-2	0						1.50
7	StSqB		1.50	-0.20	-1	-1	-1	0	0						1.30
			8.80												7.80
Program Components			Factor												
Skating Skills			2.50		1.50	1.75	2.00	2.00	2.75						1.92
Performance			0.00		0.00	0.00	0.00	0.00	0.00						
Performance			2.50		1.75	1.75	2.00	2.00	2.25						1.92
Judges Total Program Component Score (factored)															9.60

Deductions	0.00
-------------------	-------------

< Under-rotated jump

Rank	Name	Nation	Starting Number	Total Segment Score	Total Element Score	Program Score (factored)	Total Component Score (factored)	Total Deductions
24	Ivana KRMPOTIC	CRO	28	16.16	6.56		9.60	0.00

#	Executed Elements	Info	Base Value	GOE	J1	J2	J3	J4	J5	J6	J7	J8	J9	Ref	Scores of Panel
1	1A		1.10	-0.07	-1	0	-1	0	0						1.03
2	1A+2Lo<<	<<	1.60	-0.47	-3	-2	-3	-2	-2						1.13
3	CSSp2		2.30	0.00	0	0	0	0	1						2.30
4	1F+2Lo<<	<<	1.00	-0.30	-3	-3	-3	-3	-2						0.70
5	StSqB		1.50	-0.20	-1	-1	-1	0	0						1.30
6	2S<<	<<	0.40	-0.30	-3	-3	-3	-3	-2						0.10
7	CoSp		0.00	0.00	-	-	-	-	-						0.00
			7.90												6.56
Program Components			Factor												
Skating Skills			2.50		1.75	1.75	2.25	2.00	2.00						1.92
Performance			0.00		0.00	0.00	0.00	0.00	0.00						
Performance			2.50		1.25	1.50	2.25	2.25	2.00						1.92
Judges Total Program Component Score (factored)															9.60

Deductions	0.00
-------------------	-------------

<< Downgraded jump

Rank	Name	Nation	Starting Number	Total Segment Score	Total Element Score	Program Score (factored)	Total Component Score (factored)	Total Deductions
25	Anja SREDIC	CRO	32	16.13	8.93		7.70	0.50

#	Executed Elements	Info	Base Value	GOE	J1	J2	J3	J4	J5	J6	J7	J8	J9	Ref	Scores of Panel
1	1A+1A+SEQ		1.76	0.07	1	1	0	0	0						1.83
2	SSpB		1.10	0.00	1	0	0	0	0						1.10
3	1F+1Lo		1.00	0.00	0	0	0	0	0						1.00
4	StSqB		1.50	-0.30	-1	-1	-1	-1	0						1.20
5	2S		1.30	-0.20	-1	-1	-1	0	-1						1.10
6	2S		1.30	-0.60	-3	-3	-3	-3	-3						0.70
7	CCoSp2		2.50	-0.50	-2	-2	-2	-1	0						2.00
			10.46												8.93
Program Components			Factor												
Skating Skills			2.50		1.25	1.50	1.50	2.50	1.50						1.50
Performance			0.00		0.00	0.00	0.00	0.00	0.00						
Performance			2.50		1.50	1.75	1.50	2.75	1.50						1.58
Judges Total Program Component Score (factored)															7.70

Deductions	Falls: -0.50	-0.50
-------------------	--------------	--------------

Golden Bear 2016

BASIC NOVICES AIII GIRLS FREE SKATING

JUDGES DETAILS PER SKATER

Rank	Name	Nation	Starting Number	Total Segment Score	Total Element Score	Program Component Score (factored)	Total Deductions
26	Ana KRALJ	SLO	35	14.17	6.97	7.70	0.50

#	Executed Elements	Info	Base Value	GOE	J1	J2	J3	J4	J5	J6	J7	J8	J9	Ref	Scores of Panel
1	1A		1.10	-0.60	-3	-3	-3	-3	-3						0.50
2	SSp2		1.60	-0.30	-1	-1	-1	-1	0						1.30
3	1F+1Lo		1.00	0.00	0	0	0	0	0						1.00
4	1Lz+1T		1.00	-0.03	-2	-1	0	0	0						0.97
5	StSqB		1.50	-0.20	-1	-1	0	-1	0						1.30
6	1Lo		0.50	0.00	0	0	0	0	0						0.50
7	CCoSpB		1.70	-0.30	-1	-1	-2	-1	0						1.40
			8.40												6.97
Program Components			Factor												
Skating Skills				2.50	1.50	1.50	1.50	1.75	1.75						1.58
				0.00	0.00	0.00	0.00	0.00							
Performance				2.50	1.25	1.50	1.25	2.00	1.75						1.50
Judges Total Program Component Score (factored)															7.70

Deductions	Falls: -0.50	-0.50
-------------------	--------------	--------------

Rank	Name	Nation	Starting Number	Total Segment Score	Total Element Score	Program Component Score (factored)	Total Deductions
27	Ziva BRAJLIH NOVOSEL	SLO	18	12.33	4.07	8.76	0.50

#	Executed Elements	Info	Base Value	GOE	J1	J2	J3	J4	J5	J6	J7	J8	J9	Ref	Scores of Panel
1	CCoSp		0.00	0.00	-	-	-	-	-						0.00
2	1A		1.10	-0.53	-3	-3	-3	-2	-2						0.57
3	1Lz		0.60	0.00	-2	0	0	0	0						0.60
4	StSqB		1.50	-0.20	-2	-1	-1	0	0						1.30
5	1A		1.10	-0.60	-3	-3	-3	-3	-3						0.50
6	CSSp		0.00	0.00	-	-	-	-	-						0.00
7	1Lz+1Lo		1.10	0.00	-2	0	0	0	0						1.10
			5.40												4.07
Program Components			Factor												
Skating Skills				2.50	1.00	1.50	1.75	2.00	2.25						1.75
				0.00	0.00	0.00	0.00	0.00							
Performance				2.50	1.75	1.50	1.75	1.75	2.00						1.75
Judges Total Program Component Score (factored)															8.76

Deductions	Falls: -0.50	-0.50
-------------------	--------------	--------------

Rank	Name	Nation	Starting Number	Total Segment Score	Total Element Score	Program Component Score (factored)	Total Deductions
28	Anna RUSS	AUT	21	12.03	5.40	8.13	1.50

#	Executed Elements	Info	Base Value	GOE	J1	J2	J3	J4	J5	J6	J7	J8	J9	Ref	Scores of Panel
1	2T+2T		2.60	-0.40	-3	-2	-2	-2	-2						2.20
2	1A+1Lo<<	<<	1.10	-0.60	-3	-3	-3	-3	-2						0.50
3	SSp1		1.30	-0.90	-3	-3	-3	-3	-3						0.40
4	2Lo<	<	1.30	-0.90	-3	-3	-3	-3	-3						0.40
5	StSqB		1.50	-0.30	-2	-1	-1	-1	0						1.20
6	2S<	<	0.90	-0.20	-1	-1	-2	-1	0						0.70
7	CoSp		0.00	0.00	-	-	-	-	-						0.00
			8.70												5.40
Program Components			Factor												
Skating Skills				2.50	1.00	1.25	1.75	2.50	1.75						1.58
				0.00	0.00	0.00	0.00	0.00							
Performance				2.50	1.00	1.50	1.75	2.00	1.75						1.67
Judges Total Program Component Score (factored)															8.13

Deductions	Falls: -1.50	-1.50
-------------------	--------------	--------------

< Under-rotated jump << Downgraded jump

Golden Bear 2016

BASIC NOVICES AIII GIRLS FREE SKATING

JUDGES DETAILS PER SKATER

Rank	Name	Nation	Starting Number	Total Segment Score	Total Element Score	Program Score (factored)	Total Component Score (factored)	Total Deductions
29	Ines NOVAK	CRO	22	11.71	4.63		7.08	0.00

#	Executed Elements	Info	Base Value	GOE	J1	J2	J3	J4	J5	J6	J7	J8	J9	Ref	Scores of Panel
1	1S+1A<+SEQ	<	0.96	-0.53	-3	-3	-3	-2	-2						0.43
2	1Lz	!	0.60	-0.10	-1	-1	-1	-1	0						0.50
3	SSpB		1.10	-0.30	-2	-1	-1	-1	0						0.80
4	StSqB		1.50	-0.20	-2	-1	-1	0	0						1.30
5	1F<	<	0.40	-0.20	-2	-2	-2	-2	-1						0.20
6	2S<<	<<	0.40	-0.30	-3	-3	-3	-3	-2						0.10
7	CCoSpB		1.70	-0.40	-2	-2	-1	-1	0						1.30
			6.66												4.63
Program Components				Factor											
Skating Skills				2.50	1.00	1.25	1.50	1.75	1.75						1.50
Performance				0.00	0.00	0.00	0.00	0.00	0.00						1.33
Judges Total Program Component Score (factored)															7.08

Deductions															0.00
-------------------	--	--	--	--	--	--	--	--	--	--	--	--	--	--	-------------

< Under-rotated jump << Downgraded jump ! Not clear edge

Rank	Name	Nation	Starting Number	Total Segment Score	Total Element Score	Program Score (factored)	Total Component Score (factored)	Total Deductions
30	Lara PILI	CRO	11	7.53	2.27		6.26	1.00

#	Executed Elements	Info	Base Value	GOE	J1	J2	J3	J4	J5	J6	J7	J8	J9	Ref	Scores of Panel
1	SSpB		1.10	-0.30	-1	-1	-1	-2	-1						0.80
2	1S+1Lo<	<	0.80	-0.13	-2	-1	-2	-1	0						0.67
3	1Lz<+1A<<+SEQ	<<	0.40	-0.30	-3	-3	-3	-3	-2						0.10
4	1F<	<	0.40	-0.17	-1	-1	-2	-2	-2						0.23
5	StSq		0.00	0.00	-	-	-	-	-						0.00
6	1Lo		0.50	-0.03	-1	0	-1	0	0						0.47
7	CoSp		0.00	0.00	-	-	-	-	-						0.00
			3.20												2.27
Program Components				Factor											
Skating Skills				2.50	1.00	1.25	1.50	1.75	0.75						1.25
Performance				0.00	0.00	0.00	0.00	0.00	0.00						1.25
Judges Total Program Component Score (factored)															6.26

Deductions	Time violation: -1.00														-1.00
-------------------	-----------------------	--	--	--	--	--	--	--	--	--	--	--	--	--	--------------

< Under-rotated jump << Downgraded jump

printed: 28.10.2016 1:13:06

Golden Bear 2016

CUBS BOYS

Velesajam	27 lis 2016	Free Skating
------------------	-------------	--------------

Size of Skating Area	:	30m*60m
Ice Conditions	:	very good
Number of Entries	:	5
Number of Participants	:	5

Entry Withdrawn	:	
-----------------	---	--

Free Skating			
Duration	:	2:00	+ - 10 Sec.
Segment Factor	:	1,00	
Program Component Factors		Skating Skills	2.50
		Performance	2.50

Golden Bear 2016

PANEL OF JUDGES

CUBS BOYS - FREE SKATING

Officials

Technical Controller	Ms. Antica GRUBISIC	CRO
Technical Specialist	Ms. Sandra PAVICIC	CRO
Assistant Technical Specialist	Ms. Nataša BAHAT	CRO

Judges

Referee	Mr. Bojan LIPOVSCAK	CRO
Judges	Ms. Sara ANTONINI	CRO
	Mr. Bojan LIPOVSCAK	CRO
	Ms. Marijana MESIC	CRO

Data/Replay Operator

	Mr. Tomislav BISCAN	CRO
	Mr. Tomislav MIKULANDRIC	CRO

Golden Bear 2016

RESULTS

CUBS BOYS FINAL RESULT

Pl. Name	Nation	Total Score	FS
1 Max LELEU	BEL	28,99	1
2 Petar MIKLENIC	CRO	15,68	2
3 Norbert GEDIKE	CRO	14,37	3
4 Jan CIZIC	CRO	9,85	4
Withdrawn Furkan Emre INCEL	TUR		

Mr. Bojan LIPOVSCAK CRO

Referee

Printed: 27.10.2016 7:27:24

Ms. Antica GRUBISIC CRO

Technical Controller



Golden Bear 2016

RESULTS

CUBS BOYS FREE SKATING

Pl.	Name	Nation	Total Segment Score
1	Max LELEU	BEL	28.99
2	Petar MIKLENIC	CRO	15.68
3	Norbert GEDIKE	CRO	14.37
4	Jan CIZIC	CRO	9.85

Printed: 2.11.2016 14:34:56

CUBS BOYS

RESULT DETAILS FREE SKATING

Pl.	Name	Nation	Total Segment Score =	Total Element Score +	Tot. Prog. Comp. Score * +	SS	PE				Deduct. -
1	Max LELEU	BEL	28.99	15.86	13.13	2.42	0.00	2.83	0.00	0.00	0.00
2	Petar MIKLENIC	CRO	15.68	7.32	8.36	1.67	0.00	1.67	0.00	0.00	0.00
3	Norbert GEDIKE	CRO	14.37	5.49	9.38	1.83	0.00	1.92	0.00	0.00	0.50
4	Jan CIZIC	CRO	9.85	4.22	5.63	1.17	0.00	1.08	0.00	0.00	0.00

SS = Skating Skills

* = factored score

Printed: 2.11.2016 19:04:25

PE = Performance

Golden Bear 2016

CUBS BOYS FREE SKATING

JUDGES DETAILS PER SKATER

Rank	Name	Nation	Starting Number	Total Segment Score	Total Element Score	Total Program Component Score (factored)	Total Deductions
1	Max LELEU	BEL	5	28.99	15.86	13.13	0.00

#	Executed Elements	Info	Base Value	GOE	J1	J2	J3	J4	J5	J6	J7	J8	J9	Ref	Scores of Panel
1	1A+2T		2.40	0.07	-1	1	1								2.47
2	2Lz		2.10	0.20	0	1	1								2.30
3	2T		1.30	0.00	-1	0	1								1.30
4	CCoSp2		2.50	0.67	1	2	1								3.17
5	StSqB		1.50	0.33	0	1	1								1.83
6	2S+1A+SEQ		1.92	0.07	0	0	1								1.99
7	CSSp2		2.30	0.50	1	1	1								2.80
			14.02												15.86
	Program Components			Factor											
	Skating Skills			2.50	3.00	2.25	2.00								2.42
				0.00	0.00	0.00	0.00								
	Performance			2.50	3.50	2.50	2.50								2.83
	Judges Total Program Component Score (factored)														13.13

Deductions	0.00
-------------------	-------------

Rank	Name	Nation	Starting Number	Total Segment Score	Total Element Score	Total Program Component Score (factored)	Total Deductions
2	Petar MIKLENIC	CRO	4	15.68	7.32	8.36	0.00

#	Executed Elements	Info	Base Value	GOE	J1	J2	J3	J4	J5	J6	J7	J8	J9	Ref	Scores of Panel
1	1S		0.40	-0.03	0	0	-1								0.37
2	1F+1A+SEQ		1.28	-0.13	-1	0	-1								1.15
3	SSp1		1.30	0.17	0	1	0								1.47
4	1Lz+1A+SEQ		1.36	-0.13	-1	0	-1								1.23
5	1Lo		0.50	0.00	0	0	0								0.50
6	CCoSpBV		1.50	-0.30	-1	-1	-1								1.20
7	StSqB		1.50	-0.10	0	0	-1								1.40
			7.84												7.32
	Program Components			Factor											
	Skating Skills			2.50	1.75	2.00	1.25								1.67
				0.00	0.00	0.00	0.00								
	Performance			2.50	1.75	2.00	1.25								1.67
	Judges Total Program Component Score (factored)														8.36

Deductions	0.00
-------------------	-------------

Rank	Name	Nation	Starting Number	Total Segment Score	Total Element Score	Total Program Component Score (factored)	Total Deductions
3	Norbert GEDIKE	CRO	3	14.37	5.49	9.38	0.50

#	Executed Elements	Info	Base Value	GOE	J1	J2	J3	J4	J5	J6	J7	J8	J9	Ref	Scores of Panel
1	1A<	<	0.80	-0.33	-2	-1	-2								0.47
2	1F+1Lo		1.00	-0.03	0	0	-1								0.97
3	StSqB		1.50	0.00	0	0	0								1.50
4	SSp		0.00	0.00	-	-	-								0.00
5	1Lz		0.60	-0.13	-2	-1	-1								0.47
6	1F+1A<+SEQ	<	1.04	-0.33	-2	-1	-2								0.71
7	CCoSpBV		1.50	-0.13	-2	1	-1								1.37
			6.44												5.49
	Program Components			Factor											
	Skating Skills			2.50	2.25	1.75	1.50								1.83
				0.00	0.00	0.00	0.00								
	Performance			2.50	2.00	2.00	1.75								1.92
	Judges Total Program Component Score (factored)														9.38

Deductions	Falls: -0.50	-0.50
-------------------	--------------	--------------

< Under-rotated jump

Golden Bear 2016

CUBS BOYS FREE SKATING

JUDGES DETAILS PER SKATER

Rank	Name	Nation	Starting Number	Total Segment Score	Total Element Score	Program Score (factored)	Total Component Score (factored)	Total Deductions
4	Jan CIZIC	CRO	2	9.85	4.22		5.63	0.00

#	Executed Elements	Info	Base Value	GOE	J1	J2	J3	J4	J5	J6	J7	J8	J9	Ref	Scores of Panel
1	1S+A+SEQ		0.32	-0.03	0	0	-1								0.29
2	1Lo		0.50	-0.03	0	0	-1								0.47
3	USpB		1.00	-0.10	0	0	-1								0.90
4	1Lo		0.50	0.03	0	1	-1								0.53
5	1F<+1T	<	0.80	-0.17	-2	-1	-2								0.63
6	CoSp		0.00	0.00	-	-	-								0.00
7	StSqB		1.50	-0.10	0	0	-1								1.40
			4.62												4.22
	Program Components			Factor											
	Skating Skills			2.50	1.25	1.25	1.00								1.17
				0.00	0.00	0.00	0.00								
	Performance			2.50	1.00	1.25	1.00								1.08
	Judges Total Program Component Score (factored)														5.63

Deductions	Total Deductions
	0.00

< Under-rotated jump

printed: 28.10.2016 1:13:19

Golden Bear 2016

CUBS I GIRLS

Velesajam	27 lis 2016	Free Skating
------------------	-------------	--------------

Size of Skating Area	:	30m*60m
Ice Conditions	:	very good
Number of Entries	:	26
Number of Participants	:	26

Entry Withdrawn	:	
-----------------	---	--

Free Skating			
Duration	:	2:00	+ - 10 Sec.
Segment Factor	:	1,00	
Program Component Factors		Skating Skills	2.50
		Performance	2.50

Golden Bear 2016

PANEL OF JUDGES

CUBS I GIRLS - FREE SKATING

Officials

Technical Controller	Ms. Antica GRUBISIC	CRO
Technical Specialist	Ms. Sandra PAVICIC	CRO
Assistant Technical Specialist	Ms. Nataša BAHAT	CRO

Judges

Referee	Mr. Bojan LIPOVSCAK	CRO
Judges	Ms. Sara ANTONINI	CRO
	Mr. Bojan LIPOVSCAK	CRO
	Ms. Marijana MESIC	CRO

Data/Replay Operator

	Mr. Tomislav BISCAN	CRO
	Mr. Tomislav MIKULANDRIC	CRO

Golden Bear 2016

RESULTS

CUBS I GIRLS FINAL RESULT

Pl. Name	Nation	Total Score	FS
1 Eva-Liisa MUTSO	EST	35,66	1
2 Paola JURISIC	AUT	32,83	2
3 Anna PEZZETTA	ITA	29,90	3
4 Katinka ZSEMBERY	HUN	27,39	4
5 Lea DJULABIC	CRO	26,87	5
6 Luana VANDEZANDE	BEL	26,46	6
7 Maksima KRIVIC	SLO	24,36	7
8 Ajda HRUŠKOVAR	SLO	22,91	8
9 Lili BUDAK	CRO	21,59	9
10 Alya AL DHAHERI	UAE	21,06	10
11 Urša SUHADOLC	SLO	20,15	11
12 Nevia Ana MEDIC	CRO	19,83	12
13 Grusa CERNOSA	SLO	19,77	13
14 Hana PAJIC	SLO	19,27	14
15 Taja DOVGAN	SLO	17,98	15
16 Anja BUDROVIC	CRO	16,42	16
17 Iva JELAVIC	CRO	15,71	17
18 Korina MILAKOVIC	CRO	14,78	18
19 Ina GABRIC	CRO	14,31	19
20 Ema DOJER FIKFAK	SLO	13,71	20
21 Hana LEBAN	SLO	13,53	21
22 Karla REDOVNIKOVIC	CRO	12,17	22
23 Helena TRBOJEVIC	CRO	10,96	23
Withdrawn			
Magda JAGARINEC	CRO		
Lorena PAVLOVIC	CRO		
Bingul MINA BALIM	TUR		

Mr. Bojan LIPOVŠČAK CRO

Referee

Printed: 27.10.2016 9:19:33

Ms. Antica GRUBISIC CRO

Technical Controller

Golden Bear 2016

RESULTS

CUBS I GIRLS FREE SKATING

Pl.	Name	Nation	Total Segment Score
1	Eva-Liisa MUTSO	EST	35.66
2	Paola JURISIC	AUT	32.83
3	Anna PEZZETTA	ITA	29.90
4	Katinka ZSEMBERY	HUN	27.39
5	Lea DJULABIC	CRO	26.87
6	Luana VANDEZANDE	BEL	26.46
7	Maksima KRIVIC	SLO	24.36
8	Ajda HRUŠKOVAR	SLO	22.91
9	Lili BUDAK	CRO	21.59
10	Alya AL DHAHERI	UAE	21.06
11	Urša SUHADOLC	SLO	20.15
12	Nevia Ana MEDIC	CRO	19.83
13	Grusa CERNOSA	SLO	19.77
14	Hana PAJIC	SLO	19.27
15	Taja DOVGAN	SLO	17.98
16	Anja BUDROVIC	CRO	16.42
17	Iva JELAVIC	CRO	15.71
18	Korina MILAKOVIC	CRO	14.78
19	Ina GABRIC	CRO	14.31
20	Ema DOJER FIKFAK	SLO	13.71
21	Hana LEBAN	SLO	13.53
22	Karla REDOVNIKOVIC	CRO	12.17
23	Helena TRBOJEVIC	CRO	10.96

CUBS I GIRLS

RESULT DETAILS FREE SKATING

Pl.	Name	Nation	Total Segment Score =	Total Element Score +	Tot. Prog. Comp. Score * +	SS	PE			Deduct. -	
1	Eva-Liisa MUTSO	EST	35.66	19.40	16.26	3.25	0.00	3.25	0.00	0.00	0.00
2	Paola JURISIC	AUT	32.83	18.25	14.58	2.83	0.00	3.00	0.00	0.00	0.00
3	Anna PEZZETTA	ITA	29.90	16.02	14.38	2.92	0.00	2.83	0.00	0.00	0.50
4	Katinka ZSEMBERY	HUN	27.39	14.76	13.13	2.58	0.00	2.67	0.00	0.00	0.50
5	Lea DJULABIC	CRO	26.87	14.57	12.30	2.42	0.00	2.50	0.00	0.00	0.00
6	Luana VANDEZANDE	BEL	26.46	13.10	13.36	2.67	0.00	2.67	0.00	0.00	0.00
7	Maksima KRIVIC	SLO	24.36	12.90	11.46	2.33	0.00	2.25	0.00	0.00	0.00
8	Ajda HRUŠKOVAR	SLO	22.91	11.65	11.26	2.25	0.00	2.25	0.00	0.00	0.00
9	Lili BUDAK	CRO	21.59	10.13	11.46	2.25	0.00	2.33	0.00	0.00	0.00
10	Alya AL DHAHERI	UAE	21.06	9.40	11.66	2.33	0.00	2.33	0.00	0.00	0.00
11	Urša SUHADOLC	SLO	20.15	11.02	10.63	2.17	0.00	2.08	0.00	0.00	1.50
12	Nevia Ana MEDIC	CRO	19.83	9.37	11.46	2.25	0.00	2.33	0.00	0.00	1.00
13	Grusa CERNOSA	SLO	19.77	9.41	10.86	2.17	0.00	2.17	0.00	0.00	0.50
14	Hana PAJIC	SLO	19.27	10.27	10.00	2.00	0.00	2.00	0.00	0.00	1.00
15	Taja DOVGAN	SLO	17.98	8.20	9.78	2.08	0.00	1.83	0.00	0.00	0.00
16	Anja BUDROVIC	CRO	16.42	7.76	9.16	1.83	0.00	1.83	0.00	0.00	0.50
17	Iva JELAVIC	CRO	15.71	6.83	9.38	1.83	0.00	1.92	0.00	0.00	0.50
18	Korina MILAKOVIC	CRO	14.78	6.22	8.56	1.75	0.00	1.67	0.00	0.00	0.00
19	Ina GABRIC	CRO	14.31	6.55	8.76	1.83	0.00	1.67	0.00	0.00	1.00
20	Ema DOJER FIKFAK	SLO	13.71	7.03	6.68	1.25	0.00	1.42	0.00	0.00	0.00
21	Hana LEBAN	SLO	13.53	7.27	6.26	1.25	0.00	1.25	0.00	0.00	0.00
22	Karla REDOVNIKOVIC	CRO	12.17	5.07	7.10	1.42	0.00	1.42	0.00	0.00	0.00
23	Helena TRBOJEVIC	CRO	10.96	4.30	6.66	1.33	0.00	1.33	0.00	0.00	0.00

SS = Skating Skills

PE = Performance

* = factored score

Printed: 2.11.2016 19:04:32

Golden Bear 2016

CUBS I GIRLS FREE SKATING

JUDGES DETAILS PER SKATER

Rank	Name	Nation	Starting Number	Total Segment Score	Total Element Score	Program Score (factored)	Component Score (factored)	Total Deductions
1	Eva-Liisa MUTSO	EST	13	35.66	19.40		16.26	0.00

#	Executed Elements	Info	Base Value	GOE	J1	J2	J3	J4	J5	J6	J7	J8	J9	Ref	Scores of Panel
1	2Lz+2Lo		3.90	0.10	0	0	1								4.00
2	CSSp2		2.30	0.67	2	1	1								2.97
3	ChSq1		2.00	0.23	0	0	1								2.23
4	1A		1.10	0.27	1	1	2								1.37
5	2F		1.90	0.10	0	0	1								2.00
6	2Lz+2Lo		3.90	0.10	0	0	1								4.00
7	FCCoSp2		2.50	0.33	1	0	1								2.83
			17.60												19.40
	Program Components			Factor											
	Skating Skills			2.50	3.75	2.50	3.50								3.25
				0.00	0.00	0.00	0.00								
	Performance			2.50	3.50	2.50	3.75								3.25
	Judges Total Program Component Score (factored)														16.26

Deductions	0.00
-------------------	-------------

Rank	Name	Nation	Starting Number	Total Segment Score	Total Element Score	Program Score (factored)	Component Score (factored)	Total Deductions
2	Paola JURISIC	AUT	15	32.83	18.25		14.58	0.00

#	Executed Elements	Info	Base Value	GOE	J1	J2	J3	J4	J5	J6	J7	J8	J9	Ref	Scores of Panel
1	2Lz+2Lo<	<	3.40	-0.70	-3	-2	-2								2.70
2	ChSq1		2.00	0.23	0	1	0								2.23
3	2A+2A<+SEQ	<	4.48	-0.33	-2	1	-1								4.15
4	CSSp1		1.90	0.17	0	1	0								2.07
5	2F		1.90	0.00	-1	1	0								1.90
6	2Lz		2.10	0.10	0	1	0								2.20
7	CCoSp2		2.50	0.50	1	2	0								3.00
			18.28												18.25
	Program Components			Factor											
	Skating Skills			2.50	2.75	2.75	3.00								2.83
				0.00	0.00	0.00	0.00								
	Performance			2.50	3.00	2.75	3.25								3.00
	Judges Total Program Component Score (factored)														14.58

Deductions	0.00
-------------------	-------------

< Under-rotated jump

Golden Bear 2016

CUBS I GIRLS FREE SKATING

JUDGES DETAILS PER SKATER

Rank	Name	Nation	Starting Number	Total Segment Score	Total Element Score	Program Score (factored)	Total Component Score (factored)	Total Deductions
3	Anna PEZZETTA	ITA	11	29.90	16.02		14.38	0.50

#	Executed Elements	Info	Base Value	GOE	J1	J2	J3	J4	J5	J6	J7	J8	J9	Ref	Scores of Panel
1	2Lo+2T<	<	2.70	-0.20	-1	-1	0								2.50
2	2Lz		2.10	-0.10	-1	0	0								2.00
3	SSp2		1.60	0.33	0	2	0								1.93
4	****	*	0.00	0.00	-	-	-								0.00
5	1A+1Lo+2Lo+SEQ		2.32	0.20	0	1	1								2.52
6	2F		1.90	0.00	0	0	0								1.90
7	CCoSp2		2.50	0.67	1	2	1								3.17
8	ChSq1		2.00	0.00	0	0	0								2.00
			15.12												16.02
Program Components			Factor												
Skating Skills			2.50		3.25	2.50	3.00							2.92	
Performance			0.00		0.00	0.00	0.00							2.83	
Judges Total Program Component Score (factored)			2.50		3.00	2.25	3.25							14.38	

Deductions	Falls: -0.50	-0.50
-------------------	--------------	--------------

< Under-rotated jump * Invalid element

Rank	Name	Nation	Starting Number	Total Segment Score	Total Element Score	Program Score (factored)	Total Component Score (factored)	Total Deductions
4	Katinka ZSEMBERY	HUN	14	27.39	14.76		13.13	0.50

#	Executed Elements	Info	Base Value	GOE	J1	J2	J3	J4	J5	J6	J7	J8	J9	Ref	Scores of Panel
1	2Lz		2.10	-0.90	-3	-3	-3								1.20
2	2Lo		1.80	-0.20	-1	0	-1								1.60
3	1A+2T		2.40	-0.07	-2	1	0								2.33
4	CSSp2		2.30	0.33	1	1	0								2.63
5	ChSq1		2.00	0.47	1	1	0								2.47
6	2F<+2T<	<	2.30	-0.60	-3	-1	-2								1.70
7	CCoSp2		2.50	0.33	1	1	0								2.83
			15.40												14.76
Program Components			Factor												
Skating Skills			2.50		2.50	2.50	2.75							2.58	
Performance			0.00		0.00	0.00	0.00							2.67	
Judges Total Program Component Score (factored)			2.50		3.00	2.25	2.75							13.13	

Deductions	Falls: -0.50	-0.50
-------------------	--------------	--------------

< Under-rotated jump

Golden Bear 2016

CUBS I GIRLS FREE SKATING

JUDGES DETAILS PER SKATER

Rank	Name	Nation	Starting Number	Total Segment Score	Total Element Score	Program Score (factored)	Total Component Score (factored)	Total Deductions
5	Lea DJULABIC	CRO	8	26.87	14.57		12.30	0.00

#	Executed Elements	Info	Base Value	GOE	J1	J2	J3	J4	J5	J6	J7	J8	J9	Ref	Scores of Panel
1	2S<+1A+SEQ	<	1.60	-0.20	-1	-1	-1								1.40
2	CSSp2		2.30	0.33	1	1	0								2.63
3	ChSq1		2.00	0.47	1	0	1								2.47
4	2Lo		1.80	0.00	0	0	0								1.80
5	2F+1A+SEQ		2.40	0.00	0	0	0								2.40
6	2F		1.90	-0.20	-1	-1	0								1.70
7	CCoSp1		2.00	0.17	1	0	0								2.17
			14.00												14.57
Program Components			Factor												
Skating Skills				2.50	2.75	2.00	2.50							2.42	
				0.00	0.00	0.00	0.00								
Performance				2.50	3.00	1.75	2.75							2.50	
Judges Total Program Component Score (factored)															12.30

Deductions	0.00
-------------------	-------------

< Under-rotated jump

Rank	Name	Nation	Starting Number	Total Segment Score	Total Element Score	Program Score (factored)	Total Component Score (factored)	Total Deductions
6	Luana VANDEZANDE	BEL	24	26.46	13.10		13.36	0.00

#	Executed Elements	Info	Base Value	GOE	J1	J2	J3	J4	J5	J6	J7	J8	J9	Ref	Scores of Panel
1	1A+2T		2.40	0.07	0	1	0								2.47
2	2Lo<	<	1.30	-0.40	-1	-1	-2								0.90
3	1A+1Lo		1.60	0.00	0	0	0								1.60
4	CCoSp2V		2.00	0.50	1	1	1								2.50
5	ChSq1		2.00	0.47	0	1	1								2.47
6	2S		1.30	-0.07	-1	0	0								1.23
7	SSp2		1.60	0.33	0	1	1								1.93
			12.20												13.10
Program Components			Factor												
Skating Skills				2.50	2.50	2.50	3.00							2.67	
				0.00	0.00	0.00	0.00								
Performance				2.50	2.75	2.25	3.00							2.67	
Judges Total Program Component Score (factored)															13.36

Deductions	0.00
-------------------	-------------

< Under-rotated jump

Golden Bear 2016

CUBS I GIRLS FREE SKATING

JUDGES DETAILS PER SKATER

Rank	Name	Nation	Starting Number	Total Segment Score	Total Element Score	Program Score (factored)	Total Component Score (factored)	Total Deductions
7	Maksima KRIVIC	SLO	16	24.36	12.90		11.46	0.00

#	Executed Elements	Info	Base Value	GOE	J1	J2	J3	J4	J5	J6	J7	J8	J9	Ref	Scores of Panel
1	2Lo+1Lo<	<	2.20	-0.30	-1	-1	-1								1.90
2	2F<	<	1.40	-0.60	-3	-2	-1								0.80
3	CSSp2		2.30	0.17	0	1	0								2.47
4	1A+2Lo<	<	2.40	-0.20	-1	0	-1								2.20
5	ChSq1		2.00	0.23	1	0	0								2.23
6	2F<	<	1.40	-0.50	-3	-1	-1								0.90
7	CCoSp2		2.50	-0.10	0	0	-1								2.40
			14.20												12.90
Program Components			Factor												
Skating Skills			2.50		2.50	2.00	2.50							2.33	
			0.00		0.00	0.00	0.00								
Performance			2.50		2.50	1.75	2.50							2.25	
Judges Total Program Component Score (factored)															11.46

Deductions	0.00
-------------------	-------------

< Under-rotated jump

Rank	Name	Nation	Starting Number	Total Segment Score	Total Element Score	Program Score (factored)	Total Component Score (factored)	Total Deductions
8	Ajda HRUŠKOVAR	SLO	12	22.91	11.65		11.26	0.00

#	Executed Elements	Info	Base Value	GOE	J1	J2	J3	J4	J5	J6	J7	J8	J9	Ref	Scores of Panel
1	2S+1A+SEQ		1.92	-0.13	0	-1	-1								1.79
2	1F		0.50	0.07	0	0	1								0.57
3	1A+1Lo		1.60	-0.07	0	0	-1								1.53
4	CSSp2		2.30	0.33	1	1	0								2.63
5	ChSq1		2.00	-0.50	-1	-1	-1								1.50
6	2S		1.30	0.00	0	0	0								1.30
7	CCoSp1		2.00	0.33	1	1	0								2.33
			11.62												11.65
Program Components			Factor												
Skating Skills			2.50		2.25	2.00	2.50							2.25	
			0.00		0.00	0.00	0.00								
Performance			2.50		2.25	1.75	2.75							2.25	
Judges Total Program Component Score (factored)															11.26

Deductions	0.00
-------------------	-------------

Rank	Name	Nation	Starting Number	Total Segment Score	Total Element Score	Program Score (factored)	Total Component Score (factored)	Total Deductions
9	Lili BUDAK	CRO	3	21.59	10.13		11.46	0.00

#	Executed Elements	Info	Base Value	GOE	J1	J2	J3	J4	J5	J6	J7	J8	J9	Ref	Scores of Panel
1	1A+1Lo		1.60	-0.20	-1	-1	-1								1.40
2	1Lz+1A+SEQ		1.36	-0.13	-1	0	-1								1.23
3	2Lo<<	<<	0.50	-0.20	-2	-2	-2								0.30
4	2S<<	<<	0.40	-0.27	-3	-2	-3								0.13
5	CSSpB		1.60	0.33	1	1	0								1.93
6	ChSq1		2.00	0.47	1	0	1								2.47
7	CCoSp1		2.00	0.67	2	1	1								2.67
			9.46												10.13
Program Components			Factor												
Skating Skills			2.50		2.25	2.00	2.50							2.25	
			0.00		0.00	0.00	0.00								
Performance			2.50		2.50	1.75	2.75							2.33	
Judges Total Program Component Score (factored)															11.46

Deductions	0.00
-------------------	-------------

<< Downgraded jump

Golden Bear 2016

CUBS I GIRLS FREE SKATING

JUDGES DETAILS PER SKATER

Rank	Name	Nation	Starting Number	Total Segment Score	Total Element Score	Program Component Score (factored)	Total Deductions
10	Alya AL DHAHERI	UAE	20	21.06	9.40	11.66	0.00

#	Executed Elements	Info	Base Value	GOE	J1	J2	J3	J4	J5	J6	J7	J8	J9	Ref	Scores of Panel
1	2S		1.30	-0.40	-1	-2	-3								0.90
2	CoSp2V		1.50	-0.03	-1	1	-1								1.47
3	1A+1Lo		1.60	-0.07	0	-1	0								1.53
4	2S<+1Lo	<	1.40	-0.47	-3	-2	-2								0.93
5	SSp1		1.30	-0.10	-1	0	0								1.20
6	1A		1.10	-0.20	-3	0	0								0.90
7	ChSq1		2.00	0.47	0	1	1								2.47
			10.20												9.40
Program Components			Factor												
Skating Skills			2.50		1.75	2.50	2.75							2.33	
Performance			0.00		0.00	0.00	0.00							2.33	
Judges Total Program Component Score (factored)			2.50		1.75	2.25	3.00							11.66	

Deductions															0.00
-------------------	--	--	--	--	--	--	--	--	--	--	--	--	--	--	-------------

< Under-rotated jump

Rank	Name	Nation	Starting Number	Total Segment Score	Total Element Score	Program Component Score (factored)	Total Deductions
11	Urša SUHADOLC	SLO	7	20.15	11.02	10.63	1.50

#	Executed Elements	Info	Base Value	GOE	J1	J2	J3	J4	J5	J6	J7	J8	J9	Ref	Scores of Panel
1	2S		1.30	-0.60	-3	-3	-3								0.70
2	ChSq1		2.00	0.23	0	0	1								2.23
3	2S		1.30	-0.60	-3	-3	-3								0.70
4	2Lo		1.80	-0.90	-3	-3	-3								0.90
5	CCoSp2		2.50	0.00	0	0	0								2.50
6	1A+1A+SEQ		1.76	0.00	0	0	0								1.76
7	CSSp1		1.90	0.33	1	1	0								2.23
			12.56												11.02
Program Components			Factor												
Skating Skills			2.50		2.75	1.75	2.00							2.17	
Performance			0.00		0.00	0.00	0.00							2.08	
Judges Total Program Component Score (factored)			2.50		2.25	1.50	2.50							10.63	

Deductions	Falls: -1.50														-1.50
-------------------	--------------	--	--	--	--	--	--	--	--	--	--	--	--	--	--------------

Rank	Name	Nation	Starting Number	Total Segment Score	Total Element Score	Program Component Score (factored)	Total Deductions
12	Nevia Ana MEDIC	CRO	5	19.83	9.37	11.46	1.00

#	Executed Elements	Info	Base Value	GOE	J1	J2	J3	J4	J5	J6	J7	J8	J9	Ref	Scores of Panel
1	2S		1.30	-0.60	-3	-3	-3								0.70
2	ChSq1		2.00	0.47	0	1	1								2.47
3	SSp2		1.60	0.67	1	2	1								2.27
4	1A+1A+SEQ		1.76	0.07	0	1	0								1.83
5	2Lo<	<	1.30	-0.90	-3	-3	-3								0.40
6	CCoSpBV		1.50	-0.03	-1	1	-1								1.47
7	2F<<	<<	0.50	-0.27	-3	-2	-3								0.23
			9.96												9.37
Program Components			Factor												
Skating Skills			2.50		2.25	2.25	2.25							2.25	
Performance			0.00		0.00	0.00	0.00							2.33	
Judges Total Program Component Score (factored)			2.50		2.50	2.00	2.50							11.46	

Deductions	Falls: -1.00														-1.00
-------------------	--------------	--	--	--	--	--	--	--	--	--	--	--	--	--	--------------

< Under-rotated jump << Downgraded jump

Golden Bear 2016

CUBS I GIRLS FREE SKATING

JUDGES DETAILS PER SKATER

Rank	Name	Nation	Starting Number	Total Segment Score	Total Element Score	Program Component Score (factored)	Total Deductions
13	Grusa CERNOSA	SLO	6	19.77	9.41	10.86	0.50

#	Executed Elements	Info	Base Value	GOE	J1	J2	J3	J4	J5	J6	J7	J8	J9	Ref	Scores of Panel
1	1A		1.10	-0.60	-3	-3	-3								0.50
2	CCoSpB		1.70	0.50	1	1	1								2.20
3	ChSq1		2.00	0.23	0	0	1								2.23
4	1F		0.50	0.07	0	0	1								0.57
5	1Lz+1Lo		1.10	0.07	0	0	1								1.17
6	1F+1Lo		1.00	0.07	0	0	1								1.07
7	CUSpB		1.50	0.17	0	1	0								1.67
			8.90												9.41
	Program Components			Factor											
	Skating Skills			2.50	2.00	2.00	2.50								2.17
				0.00	0.00	0.00	0.00								
	Performance			2.50	2.00	1.75	2.75								2.17
	Judges Total Program Component Score (factored)														10.86

Deductions	Falls: -0.50	-0.50
-------------------	--------------	--------------

Rank	Name	Nation	Starting Number	Total Segment Score	Total Element Score	Program Component Score (factored)	Total Deductions
14	Hana PAJIC	SLO	23	19.27	10.27	10.00	1.00

#	Executed Elements	Info	Base Value	GOE	J1	J2	J3	J4	J5	J6	J7	J8	J9	Ref	Scores of Panel
1	2Lo+1Lo		2.30	-0.10	0	-1	0								2.20
2	2F		1.90	-0.90	-3	-3	-3								1.00
3	1A		1.10	0.00	0	0	0								1.10
4	CSSp2		2.30	0.17	0	1	0								2.47
5	2F		1.90	-0.90	-3	-3	-3								1.00
6	ChSq		0.00	0.00	-	-	-								0.00
7	CCoSp2		2.50	0.00	0	0	0								2.50
			12.00												10.27
	Program Components			Factor											
	Skating Skills			2.50	2.00	2.00	2.00								2.00
				0.00	0.00	0.00	0.00								
	Performance			2.50	2.25	1.75	2.00								2.00
	Judges Total Program Component Score (factored)														10.00

Deductions	Falls: -1.00	-1.00
-------------------	--------------	--------------

Rank	Name	Nation	Starting Number	Total Segment Score	Total Element Score	Program Component Score (factored)	Total Deductions
15	Taja DOVGAN	SLO	26	17.98	8.20	9.78	0.00

#	Executed Elements	Info	Base Value	GOE	J1	J2	J3	J4	J5	J6	J7	J8	J9	Ref	Scores of Panel
1	1A+2Lo		2.90	-0.30	-1	-1	-1								2.60
2	Lz		0.00	0.00	-	-	-								0.00
3	2F<	<	1.40	-0.50	-3	-1	-1								0.90
4	CCoSp2		2.50	-0.10	-1	0	0								2.40
5	2Lz<	<	1.50	-0.50	-3	-1	-1								1.00
6	SSp1		1.30	0.00	0	0	0								1.30
7	ChSq		0.00	0.00	-	-	-								0.00
8	2S<*	*	0.00	0.00	-	-	-								0.00
			9.60												8.20
	Program Components			Factor											
	Skating Skills			2.50	2.00	2.00	2.25								2.08
				0.00	0.00	0.00	0.00								
	Performance			2.50	1.50	1.75	2.25								1.83
	Judges Total Program Component Score (factored)														9.78

Deductions		0.00
-------------------	--	-------------

< Under-rotated jump * Invalid element

Golden Bear 2016

CUBS I GIRLS FREE SKATING

JUDGES DETAILS PER SKATER

Rank	Name	Nation	Starting Number	Total Segment Score	Total Element Score	Program Score (factored)	Total Component Score (factored)	Total Deductions
16	Anja BUDROVIC	CRO	18	16.42	7.76		9.16	0.50

#	Executed Elements	Info	Base Value	GOE	J1	J2	J3	J4	J5	J6	J7	J8	J9	Ref	Scores of Panel
1	1A+1A+SEQ		1.76	0.00	0	0	0								1.76
2	1Lz		0.60	0.00	0	0	0								0.60
3	SSpB		1.10	-0.20	-1	0	-1								0.90
4	****	*	0.00	0.00	-	-	-								0.00
5	2S<	<	0.90	-0.60	-3	-3	-3								0.30
6	ChSq1		2.00	0.00	0	0	0								2.00
7	1S+1Lo		0.90	0.00	0	0	0								0.90
8	CCoSpBV		1.50	-0.20	-1	0	-1								1.30
			8.76												7.76
Program Components				Factor											
Skating Skills				2.50	1.50	2.25	1.75								1.83
Performance				0.00	0.00	0.00	0.00								
Performance				2.50	1.50	2.00	2.00								1.83
Judges Total Program Component Score (factored)															9.16

Deductions	Falls: -0.50	-0.50
-------------------	--------------	--------------

< Under-rotated jump * Invalid element

Rank	Name	Nation	Starting Number	Total Segment Score	Total Element Score	Program Score (factored)	Total Component Score (factored)	Total Deductions
17	Iva JELAVIC	CRO	17	15.71	6.83		9.38	0.50

#	Executed Elements	Info	Base Value	GOE	J1	J2	J3	J4	J5	J6	J7	J8	J9	Ref	Scores of Panel
1	2Lo<	<	1.30	-0.90	-3	-3	-3								0.40
2	SSp1		1.30	-0.20	-1	0	-1								1.10
3	1A<+1Lo	<	1.30	-0.20	-1	-1	-1								1.10
4	1F+1Lo		1.00	0.00	0	0	0								1.00
5	CCoSpBV		1.50	-0.60	-2	-1	-3								0.90
6	ChSq1		2.00	0.00	0	0	0								2.00
7	1A<	<	0.80	-0.47	-3	-2	-2								0.33
			9.20												6.83
Program Components				Factor											
Skating Skills				2.50	1.75	1.75	2.00								1.83
Performance				0.00	0.00	0.00	0.00								
Performance				2.50	1.75	1.75	2.25								1.92
Judges Total Program Component Score (factored)															9.38

Deductions	Falls: -0.50	-0.50
-------------------	--------------	--------------

< Under-rotated jump

Golden Bear 2016

CUBS I GIRLS FREE SKATING

JUDGES DETAILS PER SKATER

Rank	Name	Nation	Starting Number	Total Segment Score	Total Element Score	Program Score (factored)	Total Component Score (factored)	Total Deductions
18	Korina MILAKOVIC	CRO	2	14.78	6.22		8.56	0.00

#	Executed Elements	Info	Base Value	GOE	J1	J2	J3	J4	J5	J6	J7	J8	J9	Ref	Scores of Panel
1	1Lz+1A<<+SEQ	!	0.48	-0.23	-3	-2	-2								0.25
2	1F		0.50	-0.03	0	0	-1								0.47
3	SSpB		1.10	-0.30	-1	-1	-1								0.80
4	1Lz	!	0.60	-0.10	-1	-1	-1								0.50
5	ChSq1		2.00	-0.17	-1	0	0								1.83
6	1F+1Lo		1.00	-0.03	0	0	-1								0.97
7	CCoSpBV		1.50	-0.10	0	-1	0								1.40
			7.18												6.22
Program Components				Factor											
Skating Skills				2.50	1.50	1.75	2.00								1.75
				0.00	0.00	0.00	0.00								
Performance				2.50	1.50	1.25	2.25								1.67
Judges Total Program Component Score (factored)															8.56

Deductions															0.00
-------------------	--	--	--	--	--	--	--	--	--	--	--	--	--	--	-------------

<< Downgraded jump ! Not clear edge

Rank	Name	Nation	Starting Number	Total Segment Score	Total Element Score	Program Score (factored)	Total Component Score (factored)	Total Deductions
19	Ina GABRIC	CRO	4	14.31	6.55		8.76	1.00

#	Executed Elements	Info	Base Value	GOE	J1	J2	J3	J4	J5	J6	J7	J8	J9	Ref	Scores of Panel
1	ChSq1		2.00	-0.17	-1	0	0								1.83
2	1F+1A+SEQ		1.28	-0.13	-1	0	-1								1.15
3	2S<<	<<	0.40	-0.20	-2	-2	-2								0.20
4	1Lo+1Lo		1.00	-0.03	0	-1	0								0.97
5	SSp1		1.30	-0.70	-3	-3	-1								0.60
6	1F		0.50	0.00	0	0	0								0.50
7	CCoSpBV		1.50	-0.20	-1	0	-1								1.30
			7.98												6.55
Program Components				Factor											
Skating Skills				2.50	1.75	1.50	2.25								1.83
				0.00	0.00	0.00	0.00								
Performance				2.50	1.25	1.25	2.50								1.67
Judges Total Program Component Score (factored)															8.76

Deductions	Falls: -1.00														-1.00
-------------------	--------------	--	--	--	--	--	--	--	--	--	--	--	--	--	--------------

<< Downgraded jump

Golden Bear 2016

CUBS I GIRLS FREE SKATING

JUDGES DETAILS PER SKATER

Rank	Name	Nation	Starting Number	Total Segment Score	Total Element Score	Program Score (factored)	Total Component Score (factored)	Total Deductions
20	Ema DOJER FIKFAK	SLO	21	13.71	7.03		6.68	0.00

#	Executed Elements	Info	Base Value	GOE	J1	J2	J3	J4	J5	J6	J7	J8	J9	Ref	Scores of Panel
1	A+1Lo		0.50	0.00	0	0	0								0.50
2	1Lze	e	0.50	-0.17	-2	-1	-2								0.33
3	ChSq1		2.00	-0.17	-1	0	0								1.83
4	1S		0.40	0.00	0	0	0								0.40
5	CCoSp1		2.00	-0.20	-1	0	-1								1.80
6	1F+1Lo		1.00	-0.03	-1	0	0								0.97
7	CUSpB		1.50	-0.30	-2	0	-1								1.20
			7.90												7.03
Program Components			Factor												
Skating Skills			2.50		1.00	1.50	1.25							1.25	
			0.00		0.00	0.00	0.00								
Performance			2.50		1.00	1.75	1.50							1.42	
Judges Total Program Component Score (factored)														6.68	

Deductions	0.00
-------------------	-------------

e Wrong edge

Rank	Name	Nation	Starting Number	Total Segment Score	Total Element Score	Program Score (factored)	Total Component Score (factored)	Total Deductions
21	Hana LEBAN	SLO	22	13.53	7.27		6.26	0.00

#	Executed Elements	Info	Base Value	GOE	J1	J2	J3	J4	J5	J6	J7	J8	J9	Ref	Scores of Panel
1	1A		1.10	-0.20	-2	0	-1								0.90
2	1A		1.10	-0.13	-1	0	-1								0.97
3	CoSpBV		1.10	-0.50	-2	-1	-2								0.60
4	1F+1Lo		1.00	-0.03	0	0	-1								0.97
5	ChSq1		2.00	0.00	0	0	0								2.00
6	1F+1Lo		1.00	-0.07	0	-1	-1								0.93
7	USpB		1.00	-0.10	0	0	-1								0.90
			8.30												7.27
Program Components			Factor												
Skating Skills			2.50		1.25	1.25	1.25							1.25	
			0.00		0.00	0.00	0.00								
Performance			2.50		1.00	1.25	1.50							1.25	
Judges Total Program Component Score (factored)														6.26	

Deductions	0.00
-------------------	-------------

Rank	Name	Nation	Starting Number	Total Segment Score	Total Element Score	Program Score (factored)	Total Component Score (factored)	Total Deductions
22	Karla REDOVNIKOVIC	CRO	10	12.17	5.07		7.10	0.00

#	Executed Elements	Info	Base Value	GOE	J1	J2	J3	J4	J5	J6	J7	J8	J9	Ref	Scores of Panel
1	1A+1A+SEQ		1.76	-0.20	-1	-1	-1								1.56
2	SSp		0.00	0.00	-	-	-								0.00
3	1F+1Lo		1.00	-0.10	-1	-1	-1								0.90
4	ChSq1		2.00	-0.33	-1	0	-1								1.67
5	1Lo		0.50	-0.03	0	0	-1								0.47
6	1F		0.50	-0.03	0	0	-1								0.47
7	CCoSp		0.00	0.00	-	-	-								0.00
			5.76												5.07
Program Components			Factor												
Skating Skills			2.50		1.25	1.50	1.50							1.42	
			0.00		0.00	0.00	0.00								
Performance			2.50		1.25	1.25	1.75							1.42	
Judges Total Program Component Score (factored)														7.10	

Deductions	0.00
-------------------	-------------

Golden Bear 2016

CUBS I GIRLS FREE SKATING

JUDGES DETAILS PER SKATER

Rank	Name	Nation	Starting Number	Total Segment Score	Total Element Score	Program Score (factored)	Total Component Score (factored)	Total Deductions
23	Helena TRBOJEVIC	CRO	25	10.96	4.30		6.66	0.00

#	Executed Elements	Info	Base Value	GOE	J1	J2	J3	J4	J5	J6	J7	J8	J9	Ref	Scores of Panel
1	1Lo		0.50	-0.03	0	0	-1								0.47
2	1Lz<<	<<	0.00	0.00	-	-	-								0.00
3	USpB		1.00	-0.10	0	0	-1								0.90
4	ChSq1		2.00	0.00	0	0	0								2.00
5	1A<<	<<	0.00	0.00	-	-	-								0.00
6	1F+1Lo		1.00	-0.07	-1	0	-1								0.93
7	CCoSp		0.00	0.00	-	-	-								0.00
			4.50												4.30
	Program Components			Factor											
	Skating Skills			2.50	1.00	1.50	1.50								1.33
				0.00	0.00	0.00	0.00								
	Performance			2.50	1.25	1.25	1.50								1.33
	Judges Total Program Component Score (factored)														6.66

Deductions	Total
	0.00

<< Downgraded jump

printed: 28.10.2016 1:13:32

Golden Bear 2016

CUBS II GIRLS

Velesajam	27 lis 2016	Free Skating
------------------	-------------	--------------

Size of Skating Area	:	30m*60m
Ice Conditions	:	very good
Number of Entries	:	29
Number of Participants	:	29

Entry Withdrawn	:	
-----------------	---	--

Free Skating			
Duration	:	2:00	+ - 10 Sec.
Segment Factor	:	1,00	
Program Component Factors		Skating Skills	2.50
		Performance	2.50

Golden Bear 2016

PANEL OF JUDGES

CUBS II GIRLS - FREE SKATING

Officials

Technical Controller	Ms. Antica GRUBISIC	CRO
Technical Specialist	Ms. Sandra PAVICIC	CRO
Assistant Technical Specialist	Ms. Nataša BAHAT	CRO

Judges

Referee	Mr. Bojan LIPOVSCAK	CRO
Judges	Ms. Sara ANTONINI	CRO
	Ms. Marijana MESIC	CRO
	Ms. Dora STRABIC	CRO

Data/Replay Operator

	Mr. Tomislav BISCAN	CRO
	Mr. Tomislav MIKULANDRIC	CRO

Golden Bear 2016

RESULTS

CUBS II GIRLS FINAL RESULT

Pl. Name	Nation	Total Score	FS
1 Tonka ZITKOVIC	CRO	30,02	1
2 Natalia OSTROLUCKA	SVK	29,76	2
3 Vivien PAPP	HUN	27,49	3
4 Klara SEKARDI	SLO	23,59	4
5 Bela Nika OZEK	SLO	21,37	5
6 Meri MARINAC	CRO	21,27	6
7 Sascha Sophie ERHARDT	AUT	20,40	7
8 Bruna BARIC	CRO	20,29	8
9 Lena CUSAK	CRO	20,18	9
10 Marta KAIC	CRO	19,87	10
11 Monika NEDVED	CRO	18,76	11
12 Yuksel CEMRE	TUR	18,56	12
13 Tjaša GAŠPAR	SLO	16,30	13
14 Elisa BARON	ITA	16,03	14
15 Sophie SCHALAMON	AUT	15,34	15
16 Mia DUMBOVIC	CRO	14,43	16
17 Tia Tonia PREGELJ	SLO	14,30	17
18 Lucka BENEDIK	SLO	13,99	18
19 Sara GABRIC	CRO	13,72	19
20 Karin BUZZI	ITA	13,68	20
21 Zoja ZUPANCIC PREVOLSEK	SLO	13,51	21
22 Anja ŠLIBAR	CRO	12,70	22
23 Lana SKALICKI	SLO	12,28	23
24 Lara DAMIJANOVIC	CRO	11,66	24
25 Kala MIDZOR	CRO	11,28	25
26 Ajda PRESKAR	SLO	10,53	26
27 Eva MADUNIC	CRO	9,03	27
28 Marta TRETINJAK	CRO	7,30	28
29 Lana PEJIC	CRO	6,48	29

Mr. Bojan LIPOVSCAK CRO

Referee

Printed: 27.10.2016 11:44:08

Ms. Antica GRUBISIC CRO

Technical Controller

Golden Bear 2016

RESULTS

CUBS II GIRLS FREE SKATING

Pl.	Name	Nation	Total Segment Score
1	Tonka ZITKOVIC	CRO	30.02
2	Natalia OSTROLUCKA	SVK	29.76
3	Vivien PAPP	HUN	27.49
4	Klara SEKARDI	SLO	23.59
5	Bela Nika OZEK	SLO	21.37
6	Meri MARINAC	CRO	21.27
7	Sascha Sophie ERHARDT	AUT	20.40
8	Bruna BARIC	CRO	20.29
9	Lena CUSAK	CRO	20.18
10	Marta KAIC	CRO	19.87
11	Monika NEDVED	CRO	18.76
12	Yuksel CEMRE	TUR	18.56
13	Tjaša GAŠPAR	SLO	16.30
14	Elisa BARON	ITA	16.03
15	Sophie SCHALAMON	AUT	15.34
16	Mia DUMBOVIC	CRO	14.43
17	Tia Tonia PREGELJ	SLO	14.30
18	Lucka BENEDIK	SLO	13.99
19	Sara GABRIC	CRO	13.72
20	Karin BUZZI	ITA	13.68
21	Zoja ZUPANCIC PREVOLSEK	SLO	13.51
22	Anja ŠLIBAR	CRO	12.70
23	Lana SKALICKI	SLO	12.28
24	Lara DAMIJANOVIC	CRO	11.66
25	Kala MIDZOR	CRO	11.28
26	Ajda PRESKAR	SLO	10.53
27	Eva MADUNIC	CRO	9.03
28	Marta TRETINJAK	CRO	7.30
29	Lana PEJIC	CRO	6.48

CUBS II GIRLS

RESULT DETAILS FREE SKATING

Pl.	Name	Nation	Total Segment Score =	Total Element Score +	Tot. Prog. Comp. Score * +	SS	PE			Deduct. -	
1	Tonka ZITKOVIC	CRO	30.02	14.89	15.63	3.08	0.00	3.17	0.00	0.00	0.50
2	Natalia OSTROLUCKA	SVK	29.76	14.00	16.26	3.17	0.00	3.33	0.00	0.00	0.50
3	Vivien PAPP	HUN	27.49	13.11	14.38	2.75	0.00	3.00	0.00	0.00	0.00
4	Klara SEKARDI	SLO	23.59	12.43	11.66	2.33	0.00	2.33	0.00	0.00	0.50
5	Bela Nika OZEK	SLO	21.37	11.57	9.80	2.00	0.00	1.92	0.00	0.00	0.00
6	Meri MARINAC	CRO	21.27	11.27	10.00	2.00	0.00	2.00	0.00	0.00	0.00
7	Sascha Sophie ERHARDT	AUT	20.40	10.20	10.20	2.08	0.00	2.00	0.00	0.00	0.00
8	Bruna BARIC	CRO	20.29	9.73	11.06	2.17	0.00	2.25	0.00	0.00	0.50
9	Lena CUSAK	CRO	20.18	10.22	11.46	2.25	0.00	2.33	0.00	0.00	1.50
10	Marta KAIC	CRO	19.87	10.17	10.20	2.08	0.00	2.00	0.00	0.00	0.50
11	Monika NEDVED	CRO	18.76	9.56	10.20	2.00	0.00	2.08	0.00	0.00	1.00
12	Yuksel CEMRE	TUR	18.56	8.33	10.23	2.17	0.00	1.92	0.00	0.00	0.00
13	Tjaša GAŠPAR	SLO	16.30	8.47	8.33	1.58	0.00	1.75	0.00	0.00	0.50
14	Elisa BARON	ITA	16.03	8.97	8.56	1.67	0.00	1.75	0.00	0.00	1.50
15	Sophie SCHALAMON	AUT	15.34	7.71	8.13	1.67	0.00	1.58	0.00	0.00	0.50
16	Mia DUMBOVIC	CRO	14.43	6.37	8.56	1.75	0.00	1.67	0.00	0.00	0.50
17	Tia Tonia PREGELJ	SLO	14.30	7.10	7.70	1.50	0.00	1.58	0.00	0.00	0.50
18	Lucka BENEDIK	SLO	13.99	7.33	6.66	1.33	0.00	1.33	0.00	0.00	0.00
19	Sara GABRIC	CRO	13.72	6.84	6.88	1.42	0.00	1.33	0.00	0.00	0.00
20	Karin BUZZI	ITA	13.68	7.00	6.68	1.25	0.00	1.42	0.00	0.00	0.00
21	Zoja ZUPANCIC PREVOLSEK	SLO	13.51	6.43	7.08	1.50	0.00	1.33	0.00	0.00	0.00
22	Anja ŠLIBAR	CRO	12.70	6.00	7.70	1.50	0.00	1.58	0.00	0.00	1.00
23	Lana SKALICKI	SLO	12.28	6.30	6.48	1.17	0.00	1.42	0.00	0.00	0.50
24	Lara DAMIJANOVIC	CRO	11.66	5.36	7.30	1.50	0.00	1.42	0.00	0.00	1.00
25	Kala MIDZOR	CRO	11.28	5.82	6.46	1.33	0.00	1.25	0.00	0.00	1.00
26	Ajda PRESKAR	SLO	10.53	4.27	6.26	1.25	0.00	1.25	0.00	0.00	0.00
27	Eva MADUNIC	CRO	9.03	3.67	5.86	1.17	0.00	1.17	0.00	0.00	0.50
28	Marta TRETINJAK	CRO	7.30	2.60	5.20	1.08	0.00	1.00	0.00	0.00	0.50
29	Lana PEJIC	CRO	6.48	2.60	4.38	0.92	0.00	0.83	0.00	0.00	0.50

SS = Skating Skills

PE = Performance

CUBS II GIRLS

RESULT DETAILS FREE SKATING

* = factored score

Printed: 2.11.2016 19:04:41

Golden Bear 2016

CUBS II GIRLS FREE SKATING

JUDGES DETAILS PER SKATER

Rank	Name	Nation	Starting Number	Total Segment Score	Total Element Score	Program Component Score (factored)	Total Deductions
1	Tonka ZITKOVIC	CRO	1	30.02	14.89	15.63	0.50

#	Executed Elements	Info	Base Value	GOE	J1	J2	J3	J4	J5	J6	J7	J8	J9	Ref	Scores of Panel
1	2Lo+2Lo		3.60	-0.40	-3	1	-2								3.20
2	CCoSp1V		1.70	0.00	0	0	0								1.70
3	1A+2T		2.40	0.13	0	1	1								2.53
4	2F		1.90	0.20	0	2	0								2.10
5	ChSq1		2.00	0.23	0	1	0								2.23
6	2Lz		2.10	-0.90	-3	-3	-3								1.20
7	SSp2		1.60	0.33	0	1	1								1.93
			15.30												14.89
	Program Components			Factor											
	Skating Skills			2.50	2.25	3.75	3.25								3.08
				0.00	0.00	0.00	0.00								
	Performance			2.50	2.50	3.75	3.25								3.17
	Judges Total Program Component Score (factored)														15.63

Deductions	Falls: -0.50	-0.50
-------------------	--------------	--------------

Rank	Name	Nation	Starting Number	Total Segment Score	Total Element Score	Program Component Score (factored)	Total Deductions
2	Natalia OSTROLUCKA	SVK	16	29.76	14.00	16.26	0.50

#	Executed Elements	Info	Base Value	GOE	J1	J2	J3	J4	J5	J6	J7	J8	J9	Ref	Scores of Panel
1	2S		1.30	0.00	0	0	0								1.30
2	1A+2Lo		2.90	-0.90	-3	-3	-3								2.00
3	2F+2T		3.20	-0.10	-1	0	0								3.10
4	CCSp2		2.30	0.33	0	1	1								2.63
5	ChSq		0.00	0.00	-	-	-								0.00
6	2Lo		1.80	0.00	0	0	0								1.80
7	CCoSp2		2.50	0.67	2	1	1								3.17
			14.00												14.00
	Program Components			Factor											
	Skating Skills			2.50	2.50	3.50	3.50								3.17
				0.00	0.00	0.00	0.00								
	Performance			2.50	2.75	3.75	3.50								3.33
	Judges Total Program Component Score (factored)														16.26

Deductions	Falls: -0.50	-0.50
-------------------	--------------	--------------

Rank	Name	Nation	Starting Number	Total Segment Score	Total Element Score	Program Component Score (factored)	Total Deductions
3	Vivien PAPP	HUN	23	27.49	13.11	14.38	0.00

#	Executed Elements	Info	Base Value	GOE	J1	J2	J3	J4	J5	J6	J7	J8	J9	Ref	Scores of Panel
1	2Lz<+2T<	<	2.40	-0.40	-2	0	-2								2.00
2	2S<+2Lo<	<	2.20	-0.60	-2	-2	-2								1.60
3	2Lz<	<	1.50	-0.50	-2	-1	-2								1.00
4	CSSp2		2.30	-0.10	-1	0	0								2.20
5	ChSq1		2.00	0.47	1	0	1								2.47
6	1A		1.10	0.07	0	1	0								1.17
7	CCoSp2		2.50	0.17	1	0	0								2.67
			14.00												13.11
	Program Components			Factor											
	Skating Skills			2.50	2.75	2.25	3.25								2.75
				0.00	0.00	0.00	0.00								
	Performance			2.50	3.00	2.50	3.50								3.00
	Judges Total Program Component Score (factored)														14.38

Deductions		0.00
-------------------	--	-------------

< Under-rotated jump

Golden Bear 2016

CUBS II GIRLS FREE SKATING

JUDGES DETAILS PER SKATER

Rank	Name	Nation	Starting Number	Total Segment Score	Total Element Score	Program Component Score (factored)	Total Deductions
4	Klara SEKARDI	SLO	6	23.59	12.43	11.66	0.50

#	Executed Elements	Info	Base Value	GOE	J1	J2	J3	J4	J5	J6	J7	J8	J9	Ref	Scores of Panel
1	2S		1.30	-0.40	0	-3	-3								0.90
2	1A+1Lo		1.60	0.00	0	0	0								1.60
3	CSSp2		2.30	0.33	1	0	1								2.63
4	2S		1.30	0.00	0	0	0								1.30
5	1A+1Lo		1.60	0.00	0	0	0								1.60
6	ChSq1		2.00	0.00	0	0	0								2.00
7	CCoSp2		2.50	-0.10	0	-1	0								2.40
			12.60												12.43
Program Components			Factor												
Skating Skills				2.50	2.00	2.25	2.75							2.33	
				0.00	0.00	0.00	0.00								
Performance				2.50	2.25	2.00	2.75							2.33	
Judges Total Program Component Score (factored)														11.66	

Deductions	Falls: -0.50	-0.50
-------------------	--------------	--------------

Rank	Name	Nation	Starting Number	Total Segment Score	Total Element Score	Program Component Score (factored)	Total Deductions
5	Bela Nika OZEK	SLO	25	21.37	11.57	9.80	0.00

#	Executed Elements	Info	Base Value	GOE	J1	J2	J3	J4	J5	J6	J7	J8	J9	Ref	Scores of Panel
1	2S		1.30	-0.20	-1	-1	-1								1.10
2	1A+1Lo		1.60	0.00	0	0	0								1.60
3	1F+1Lo		1.00	0.07	0	1	0								1.07
4	1A		1.10	0.00	0	0	0								1.10
5	CCoSp2		2.50	0.00	0	0	0								2.50
6	ChSq1		2.00	0.00	0	0	0								2.00
7	CSSp2		2.30	-0.10	0	0	-1								2.20
			11.80												11.57
Program Components			Factor												
Skating Skills				2.50	1.50	2.50	2.00							2.00	
				0.00	0.00	0.00	0.00								
Performance				2.50	1.75	2.50	1.50							1.92	
Judges Total Program Component Score (factored)														9.80	

Deductions		0.00
-------------------	--	-------------

Rank	Name	Nation	Starting Number	Total Segment Score	Total Element Score	Program Component Score (factored)	Total Deductions
6	Meri MARINAC	CRO	9	21.27	11.27	10.00	0.00

#	Executed Elements	Info	Base Value	GOE	J1	J2	J3	J4	J5	J6	J7	J8	J9	Ref	Scores of Panel
1	1A+2Lo<<	<<	1.60	-0.53	-3	-2	-3								1.07
2	2Lo		1.80	-0.30	-2	-1	0								1.50
3	CCoSp2		2.50	0.00	0	0	0								2.50
4	2F<+1A+SEQ	<	2.00	-0.40	-2	0	-2								1.60
5	2S		1.30	-0.33	-2	-1	-2								0.97
6	FSSp1		2.00	-0.20	-2	0	0								1.80
7	ChSq1		2.00	-0.17	-1	0	0								1.83
			13.20												11.27
Program Components			Factor												
Skating Skills				2.50	1.75	2.00	2.25							2.00	
				0.00	0.00	0.00	0.00								
Performance				2.50	1.75	2.00	2.25							2.00	
Judges Total Program Component Score (factored)														10.00	

Deductions		0.00
-------------------	--	-------------

< Under-rotated jump << Downgraded jump

Golden Bear 2016

CUBS II GIRLS FREE SKATING

JUDGES DETAILS PER SKATER

Rank	Name	Nation	Starting Number	Total Segment Score	Total Element Score	Program Score (factored)	Total Component Score (factored)	Total Deductions
7	Sascha Sophie ERHARDT	AUT	21	20.40	10.20		10.20	0.00

#	Executed Elements	Info	Base Value	GOE	J1	J2	J3	J4	J5	J6	J7	J8	J9	Ref	Scores of Panel
1	1A+1A+SEQ		1.76	0.00	0	0	0								1.76
2	ChSq1		2.00	0.00	0	0	0								2.00
3	2S<	<	0.90	-0.33	-2	-1	-2								0.57
4	CSSp1		1.90	0.00	0	0	0								1.90
5	CCoSp2		2.50	-0.20	0	-1	-1								2.30
6	2S<	<	0.90	-0.33	-2	-1	-2								0.57
7	1Lz+1Lo		1.10	0.00	0	0	0								1.10
			11.06												10.20
Program Components				Factor											
Skating Skills				2.50	2.00	2.00	2.25								2.08
				0.00	0.00	0.00	0.00								
Performance				2.50	2.00	2.00	2.00								2.00
Judges Total Program Component Score (factored)															10.20

Deductions		0.00
-------------------	--	-------------

< Under-rotated jump

Rank	Name	Nation	Starting Number	Total Segment Score	Total Element Score	Program Score (factored)	Total Component Score (factored)	Total Deductions
8	Bruna BARIC	CRO	14	20.29	9.73		11.06	0.50

#	Executed Elements	Info	Base Value	GOE	J1	J2	J3	J4	J5	J6	J7	J8	J9	Ref	Scores of Panel
1	1A+1Lo		1.60	-0.13	-1	-1	0								1.47
2	CSSp2		2.30	0.00	0	0	0								2.30
3	2Lo<<	<<	0.50	-0.27	-2	-3	-3								0.23
4	2S<<	<<	0.40	-0.30	-3	-3	-3								0.10
5	2S<+1A+SEQ	<	1.60	-0.47	-3	-2	-2								1.13
6	CCoSp2		2.50	0.00	0	0	0								2.50
7	ChSq1		2.00	0.00	0	0	0								2.00
			10.90												9.73
Program Components				Factor											
Skating Skills				2.50	1.75	1.75	3.00								2.17
				0.00	0.00	0.00	0.00								
Performance				2.50	2.00	2.00	2.75								2.25
Judges Total Program Component Score (factored)															11.06

Deductions	Falls: -0.50	-0.50
-------------------	--------------	--------------

< Under-rotated jump << Downgraded jump

Golden Bear 2016

CUBS II GIRLS FREE SKATING

JUDGES DETAILS PER SKATER

Rank	Name	Nation	Starting Number	Total Segment Score	Total Element Score	Program Score (factored)	Total Component Score (factored)	Total Deductions
9	Lena CUSAK	CRO	24	20.18	10.22		11.46	1.50

#	Executed Elements	Info	Base Value	GOE	J1	J2	J3	J4	J5	J6	J7	J8	J9	Ref	Scores of Panel
1	2Lo		1.80	-0.90	-3	-3	-3								0.90
2	2F		1.90	-0.90	-3	-3	-3								1.00
3	ChSq1		2.00	0.00	0	0	0								2.00
4	2T<<	<<	0.40	-0.30	-3	-3	-3								0.10
5	CSSp2		2.30	-0.10	0	0	-1								2.20
6	2Lo<+1A+SEQ	<	1.92	-0.40	-1	-1	-2								1.52
7	CCoSp2		2.50	0.00	0	0	0								2.50
			12.82												10.22
Program Components			Factor												
Skating Skills				2.50	2.00	2.00	2.75							2.25	
				0.00	0.00	0.00	0.00								
Performance				2.50	2.25	2.25	2.50							2.33	
Judges Total Program Component Score (factored)															11.46

Deductions	Falls: -1.50	-1.50
-------------------	--------------	--------------

< Under-rotated jump << Downgraded jump

Rank	Name	Nation	Starting Number	Total Segment Score	Total Element Score	Program Score (factored)	Total Component Score (factored)	Total Deductions
10	Marta KAIC	CRO	12	19.87	10.17		10.20	0.50

#	Executed Elements	Info	Base Value	GOE	J1	J2	J3	J4	J5	J6	J7	J8	J9	Ref	Scores of Panel
1	2S<	<	0.90	-0.40	-2	-2	-2								0.50
2	ChSq1		2.00	0.00	0	0	0								2.00
3	1A+1Lo		1.60	0.07	0	0	1								1.67
4	CCoSp1		2.00	0.00	0	0	0								2.00
5	2Lo<<	<<	0.50	-0.30	-3	-3	-3								0.20
6	1A+1Lo		1.60	0.00	0	0	0								1.60
7	CSSp2		2.30	-0.10	0	0	-1								2.20
			10.90												10.17
Program Components			Factor												
Skating Skills				2.50	1.75	2.25	2.25							2.08	
				0.00	0.00	0.00	0.00								
Performance				2.50	1.75	2.25	2.00							2.00	
Judges Total Program Component Score (factored)															10.20

Deductions	Falls: -0.50	-0.50
-------------------	--------------	--------------

< Under-rotated jump << Downgraded jump

Golden Bear 2016

CUBS II GIRLS FREE SKATING

JUDGES DETAILS PER SKATER

Rank	Name	Nation	Starting Number	Total Segment Score	Total Element Score	Program Score (factored)	Total Component Score (factored)	Total Deductions
11	Monika NEDVED	CRO	27	18.76	9.56		10.20	1.00

#	Executed Elements	Info	Base Value	GOE	J1	J2	J3	J4	J5	J6	J7	J8	J9	Ref	Scores of Panel
1	1A+1Lo		1.60	0.00	0	0	0								1.60
2	2S<	<	0.90	-0.60	-3	-3	-3								0.30
3	1Lz+1A+SEQ		1.36	0.00	0	0	0								1.36
4	CSSp2		2.30	-0.10	0	0	-1								2.20
5	2Lo<<	<<	0.50	-0.30	-3	-3	-3								0.20
6	CCoSp1		2.00	-0.10	0	0	-1								1.90
7	ChSq1		2.00	0.00	0	0	0								2.00
			10.66												9.56
Program Components			Factor												
Skating Skills				2.50	1.75	2.25	2.00							2.00	
				0.00	0.00	0.00									
Performance				2.50	1.75	2.50	2.00							2.08	
Judges Total Program Component Score (factored)														10.20	

Deductions	Falls: -1.00	-1.00
-------------------	--------------	--------------

< Under-rotated jump << Downgraded jump

Rank	Name	Nation	Starting Number	Total Segment Score	Total Element Score	Program Score (factored)	Total Component Score (factored)	Total Deductions
12	Yuksel CEMRE	TUR	28	18.56	8.33		10.23	0.00

#	Executed Elements	Info	Base Value	GOE	J1	J2	J3	J4	J5	J6	J7	J8	J9	Ref	Scores of Panel
1	1A+1Lo		1.60	0.13	1	1	0								1.73
2	CoSp1V		1.30	-0.30	-1	-1	-1								1.00
3	2S<+1A+SEQ	<	1.60	-0.33	-2	-1	-2								1.27
4	2S<	<	0.90	-0.27	-1	-1	-2								0.63
5	ChSq1		2.00	0.00	0	0	0								2.00
6	SSpB		1.10	0.00	0	0	0								1.10
7	1Lz		0.60	0.00	0	0	0								0.60
			9.10												8.33
Program Components			Factor												
Skating Skills				2.50	2.00	2.00	2.50							2.17	
				0.00	0.00	0.00									
Performance				2.50	1.75	2.00	2.00							1.92	
Judges Total Program Component Score (factored)														10.23	

Deductions		0.00
-------------------	--	-------------

< Under-rotated jump

Golden Bear 2016

CUBS II GIRLS FREE SKATING

JUDGES DETAILS PER SKATER

Rank	Name	Nation	Starting Number	Total Segment Score	Total Element Score	Program Score (factored)	Total Component Score (factored)	Total Deductions
13	Tjaša GAŠPAR	SLO	19	16.30	8.47		8.33	0.50

#	Executed Elements	Info	Base Value	GOE	J1	J2	J3	J4	J5	J6	J7	J8	J9	Ref	Scores of Panel
1	2S<<	<<	0.40	-0.30	-3	-3	-3								0.10
2	****	*	0.00	0.00	-	-	-								0.00
3	1A+1Lo		1.60	0.00	0	0	0								1.60
4	2S<	<	0.90	-0.53	-3	-3	-2								0.37
5	CCoSpBV		1.50	0.00	0	0	0								1.50
6	1A+1Lo		1.60	0.00	0	0	0								1.60
7	SSp1		1.30	0.00	0	0	0								1.30
8	ChSq1		2.00	0.00	0	0	0								2.00
			9.30												8.47
Program Components				Factor											
	Skating Skills			2.50	1.50	1.25	2.00								1.58
	Performance			0.00	0.00	0.00	0.00								1.75
	Judges Total Program Component Score (factored)			2.50	1.75	1.50	2.00								8.33

Deductions	Falls: -0.50	-0.50
-------------------	--------------	--------------

< Under-rotated jump << Downgraded jump * Invalid element

Rank	Name	Nation	Starting Number	Total Segment Score	Total Element Score	Program Score (factored)	Total Component Score (factored)	Total Deductions
14	Elisa BARON	ITA	10	16.03	8.97		8.56	1.50

#	Executed Elements	Info	Base Value	GOE	J1	J2	J3	J4	J5	J6	J7	J8	J9	Ref	Scores of Panel
1	SSp2		1.60	0.17	0	0	1								1.77
2	1A+1Lo		1.60	0.00	0	0	0								1.60
3	2S		1.30	-0.60	-3	-3	-3								0.70
4	ChSq1		2.00	0.00	0	0	0								2.00
5	2S		1.30	-0.60	-3	-3	-3								0.70
6	1A+1Lo<	<	1.50	-0.60	-3	-3	-3								0.90
7	CCoSp1		2.00	-0.70	-3	-2	-2								1.30
			11.30												8.97
Program Components				Factor											
	Skating Skills			2.50	1.50	1.50	2.00								1.67
	Performance			0.00	0.00	0.00	0.00								1.75
	Judges Total Program Component Score (factored)			2.50	1.25	1.50	2.50								8.56

Deductions	Falls: -1.50	-1.50
-------------------	--------------	--------------

< Under-rotated jump

Golden Bear 2016

CUBS II GIRLS FREE SKATING

JUDGES DETAILS PER SKATER

Rank	Name	Nation	Starting Number	Total Segment Score	Total Element Score	Total Program Component Score (factored)	Total Deductions
15	Sophie SCHALAMON	AUT	4	15.34	7.71	8.13	0.50

#	Executed Elements	Info	Base Value	GOE	J1	J2	J3	J4	J5	J6	J7	J8	J9	Ref	Scores of Panel			
1	1A+1T		1.50	-0.13	0	-1	-1								1.37			
2	2S<<	<<	0.40	-0.30	-3	-3	-3								0.10			
3	SSp1		1.30	0.00	0	0	0								1.30			
4	1A+1T		1.50	-0.13	-1	-1	0								1.37			
5	2S<<	<<	0.40	-0.23	-2	-2	-3								0.17			
6	CoSp1		1.70	-0.30	-2	-1	0								1.40			
7	ChSq1		2.00	0.00	0	0	0								2.00			
			8.80												7.71			
Program Components			Factor															
Skating Skills			2.50		1.50	1.50	2.00											1.67
Performance			0.00		0.00	0.00	0.00											
Performance			2.50		1.50	1.50	1.75											1.58
Judges Total Program Component Score (factored)													8.13					

Deductions	Falls: -0.50	-0.50
-------------------	--------------	--------------

<< Downgraded jump

Rank	Name	Nation	Starting Number	Total Segment Score	Total Element Score	Total Program Component Score (factored)	Total Deductions
16	Mia DUMBOVIC	CRO	15	14.43	6.37	8.56	0.50

#	Executed Elements	Info	Base Value	GOE	J1	J2	J3	J4	J5	J6	J7	J8	J9	Ref	Scores of Panel			
1	SSp1		1.30	-0.10	0	0	-1								1.20			
2	2S<<	<<	0.40	-0.30	-3	-3	-3								0.10			
3	ChSq1		2.00	0.07	0	1	-1								2.07			
4	1A		1.10	-0.13	-1	-1	0								0.97			
5	2S<	<	0.90	-0.47	-3	-2	-2								0.43			
6	1A+1Lo		1.60	0.00	0	0	0								1.60			
7	CoSp		0.00	0.00	-	-	-								0.00			
			7.30												6.37			
Program Components			Factor															
Skating Skills			2.50		1.25	2.00	2.00											1.75
Performance			0.00		0.00	0.00	0.00											
Performance			2.50		1.50	2.00	1.50											1.67
Judges Total Program Component Score (factored)													8.56					

Deductions	Falls: -0.50	-0.50
-------------------	--------------	--------------

< Under-rotated jump << Downgraded jump

Rank	Name	Nation	Starting Number	Total Segment Score	Total Element Score	Total Program Component Score (factored)	Total Deductions
17	Tia Tonia PREGELJ	SLO	20	14.30	7.10	7.70	0.50

#	Executed Elements	Info	Base Value	GOE	J1	J2	J3	J4	J5	J6	J7	J8	J9	Ref	Scores of Panel			
1	1A+1Lo		1.60	-0.13	-1	-1	0								1.47			
2	1Lz+1A+SEQ		1.36	-0.60	-3	-3	-3								0.76			
3	SSp2		1.60	0.17	0	0	1								1.77			
4	1F		0.50	0.00	0	0	0								0.50			
5	1Lz		0.60	0.00	0	0	0								0.60			
6	ChSq1		2.00	0.00	0	0	0								2.00			
7	CoSp		0.00	0.00	-	-	-								0.00			
			7.66												7.10			
Program Components			Factor															
Skating Skills			2.50		1.25	1.50	1.75											1.50
Performance			0.00		0.00	0.00	0.00											
Performance			2.50		1.50	1.50	1.75											1.58
Judges Total Program Component Score (factored)													7.70					

Deductions	Falls: -0.50	-0.50
-------------------	--------------	--------------

Golden Bear 2016

CUBS II GIRLS FREE SKATING

JUDGES DETAILS PER SKATER

Rank	Name	Nation	Starting Number	Total Segment Score	Total Element Score	Program Component Score (factored)	Total Deductions
18	Lucka BENEDIK	SLO	17	13.99	7.33	6.66	0.00

#	Executed Elements	Info	Base Value	GOE	J1	J2	J3	J4	J5	J6	J7	J8	J9	Ref	Scores of Panel	
1	A+1Lo		0.50	-0.10	0	0	-3								0.40	
2	SSp1		1.30	0.00	0	0	0								1.30	
3	ChSq1		2.00	-0.17	0	0	-1								1.83	
4	1Lz+1T		1.00	0.00	0	0	0								1.00	
5	1F		0.50	0.00	0	0	0								0.50	
6	1Lz		0.60	0.00	0	0	0								0.60	
7	CoSp1		1.70	0.00	0	0	0								1.70	
			7.60												7.33	
Program Components			Factor													
Skating Skills				2.50	1.00	1.50	1.50								1.33	
Performance				0.00	0.00	0.00	0.00								1.33	
Judges Total Program Component Score (factored)																6.66

Deductions	0.00
-------------------	-------------

Rank	Name	Nation	Starting Number	Total Segment Score	Total Element Score	Program Component Score (factored)	Total Deductions
19	Sara GABRIC	CRO	8	13.72	6.84	6.88	0.00

#	Executed Elements	Info	Base Value	GOE	J1	J2	J3	J4	J5	J6	J7	J8	J9	Ref	Scores of Panel	
1	1A		1.10	-0.33	-2	-1	-2								0.77	
2	2S<	<	0.90	-0.40	-3	-1	-2								0.50	
3	SSp2		1.60	0.00	0	0	0								1.60	
4	ChSq1		2.00	0.00	0	0	0								2.00	
5	1A+1Lo		1.60	-0.13	-1	-1	0								1.47	
6	1F		0.50	0.00	0	0	0								0.50	
7	CCoSp		0.00	0.00	-	-	-								0.00	
			7.70												6.84	
Program Components			Factor													
Skating Skills				2.50	0.75	1.50	2.00								1.42	
Performance				0.00	0.00	0.00	0.00								1.33	
Judges Total Program Component Score (factored)																6.88

Deductions	0.00
-------------------	-------------

< Under-rotated jump

Rank	Name	Nation	Starting Number	Total Segment Score	Total Element Score	Program Component Score (factored)	Total Deductions
20	Karin BUZZI	ITA	3	13.68	7.00	6.68	0.00

#	Executed Elements	Info	Base Value	GOE	J1	J2	J3	J4	J5	J6	J7	J8	J9	Ref	Scores of Panel	
1	1Lz+1Lo		1.10	0.00	0	0	0								1.10	
2	1F+1Lo		1.00	0.00	0	0	0								1.00	
3	SSp1		1.30	0.00	0	0	0								1.30	
4	ChSq1		2.00	-0.17	0	0	-1								1.83	
5	A		0.00	0.00	-	-	-								0.00	
6	1Lz		0.60	-0.03	0	0	-1								0.57	
7	CCoSpBV		1.50	-0.30	0	-2	-1								1.20	
			7.50												7.00	
Program Components			Factor													
Skating Skills				2.50	1.25	1.00	1.50								1.25	
Performance				0.00	0.00	0.00	0.00								1.42	
Judges Total Program Component Score (factored)																6.68

Deductions	0.00
-------------------	-------------

Golden Bear 2016

CUBS II GIRLS FREE SKATING

JUDGES DETAILS PER SKATER

Rank	Name	Nation	Starting Number	Total Segment Score	Total Element Score	Program Score (factored)	Total Component Score (factored)	Total Deductions
24	Lara DAMIJANOVIC	CRO	22	11.66	5.36		7.30	1.00

#	Executed Elements	Info	Base Value	GOE	J1	J2	J3	J4	J5	J6	J7	J8	J9	Ref	Scores of Panel
1	1S+1Lo		0.90	-0.10	-1	-1	-1								0.80
2	1Lz		0.60	-0.07	-1	0	-1								0.53
3	SSpB		1.10	-0.30	-1	-1	-1								0.80
4	1F+1A<<	<<	0.50	-0.30	-3	-3	-3								0.20
5	ChSq1		2.00	-0.17	0	0	-1								1.83
6	1Lo		0.50	0.00	0	0	0								0.50
7	CoSpBV		1.10	-0.40	-3	-1	0								0.70
			6.70												5.36
Program Components			Factor												
Skating Skills				2.50	1.25	1.75	1.50							1.50	
				0.00	0.00	0.00	0.00								
Performance				2.50	1.25	1.75	1.25							1.42	
Judges Total Program Component Score (factored)														7.30	

Deductions	Falls: -1.00	-1.00
-------------------	--------------	--------------

<< Downgraded jump

Rank	Name	Nation	Starting Number	Total Segment Score	Total Element Score	Program Score (factored)	Total Component Score (factored)	Total Deductions
25	Kala MIDZOR	CRO	26	11.28	5.82		6.46	1.00

#	Executed Elements	Info	Base Value	GOE	J1	J2	J3	J4	J5	J6	J7	J8	J9	Ref	Scores of Panel
1	1A		1.10	-0.60	-3	-3	-3								0.50
2	CCoSpBV		1.50	-0.90	-3	-3	-3								0.60
3	ChSq1		2.00	-0.17	0	0	-1								1.83
4	1Lz+1A+SEQ		1.36	-0.40	-2	-1	-3								0.96
5	1F+1Lo		1.00	-0.07	-2	0	0								0.93
6	2Lo<	<	1.30	-0.90	-3	-3	-3								0.40
7	SSpB		1.10	-0.50	-1	-2	-2								0.60
			9.36												5.82
Program Components			Factor												
Skating Skills				2.50	1.25	1.25	1.50							1.33	
				0.00	0.00	0.00	0.00								
Performance				2.50	1.25	1.00	1.50							1.25	
Judges Total Program Component Score (factored)														6.46	

Deductions	Falls: -1.00	-1.00
-------------------	--------------	--------------

< Under-rotated jump

Golden Bear 2016

CUBS II GIRLS FREE SKATING

JUDGES DETAILS PER SKATER

Rank	Name	Nation	Starting Number	Total Segment Score	Total Element Score	Program Score (factored)	Total Component Score (factored)	Total Deductions
26	Ajda PRESKAR	SLO	5	10.53	4.27		6.26	0.00

#	Executed Elements	Info	Base Value	GOE	J1	J2	J3	J4	J5	J6	J7	J8	J9	Ref	Scores of Panel
1	A+1T<	<	0.30	-0.20	-2	-1	-3								0.10
2	1F		0.50	-0.03	0	0	-1								0.47
3	USpB		1.00	-0.20	-1	0	-1								0.80
4	1Lo		0.50	0.00	0	0	0								0.50
5	1S		0.40	0.00	0	0	0								0.40
6	ChSq1		2.00	0.00	0	0	0								2.00
7	USpB*	*	0.00	0.00	-	-	-								0.00
			4.70												4.27
Program Components				Factor											
	Skating Skills			2.50	1.25	1.25	1.25								1.25
				0.00	0.00	0.00	0.00								
	Performance			2.50	1.00	1.25	1.50								1.25
Judges Total Program Component Score (factored)															6.26

Deductions															0.00
-------------------	--	--	--	--	--	--	--	--	--	--	--	--	--	--	-------------

< Under-rotated jump * Invalid element

Rank	Name	Nation	Starting Number	Total Segment Score	Total Element Score	Program Score (factored)	Total Component Score (factored)	Total Deductions
27	Eva MADUNIC	CRO	2	9.03	3.67		5.86	0.50

#	Executed Elements	Info	Base Value	GOE	J1	J2	J3	J4	J5	J6	J7	J8	J9	Ref	Scores of Panel
1	1Lo+1A<+SEQ	<	1.04	-0.60	-3	-3	-3								0.44
2	SSp		0.00	0.00	-	-	-								0.00
3	1F		0.50	-0.07	-1	0	-1								0.43
4	ChSq1		2.00	-0.50	-1	0	-2								1.50
5	1Lo+1T		0.90	-0.13	-1	-1	-2								0.77
6	1Lz		0.60	-0.07	0	-1	-1								0.53
7	CoSp		0.00	0.00	-	-	-								0.00
			5.04												3.67
Program Components				Factor											
	Skating Skills			2.50	1.00	1.50	1.00								1.17
				0.00	0.00	0.00	0.00								
	Performance			2.50	1.00	1.50	1.00								1.17
Judges Total Program Component Score (factored)															5.86

Deductions	Falls: -0.50														-0.50
-------------------	--------------	--	--	--	--	--	--	--	--	--	--	--	--	--	--------------

< Under-rotated jump

Golden Bear 2016

CUBS II GIRLS FREE SKATING

JUDGES DETAILS PER SKATER

Rank	Name	Nation	Starting Number	Total Segment Score	Total Element Score	Total Program Component Score (factored)			Total Deductions
28	Marta TRETINJAK	CRO	18	7.30	2.60	5.20			0.50

#	Executed Elements	Info	Base Value	GOE	J1	J2	J3	J4	J5	J6	J7	J8	J9	Ref	Scores of Panel
1	1A<<+1A<<+SEQ	<<	0.00	0.00	-	-	-								0.00
2	1F<+1Lo*	*	0.40	-0.30	-3	-3	-3								0.10
3	SSp		0.00	0.00	-	-	-								0.00
4	ChSq1		2.00	-0.17	0	0	-1								1.83
5	1Lo		0.50	-0.30	-3	-3	-3								0.20
6	1F		0.50	-0.03	0	0	-1								0.47
7	CCoSp		0.00	0.00	-	-	-								0.00
			3.40												2.60
Program Components				Factor											
Skating Skills				2.50	1.25	1.00	1.00								1.08
				0.00	0.00	0.00	0.00								
Performance				2.50	1.00	1.00	1.00								1.00
Judges Total Program Component Score (factored)															5.20

Deductions	Falls: -0.50	-0.50
-------------------	--------------	--------------

< Under-rotated jump << Downgraded jump * Invalid element

Rank	Name	Nation	Starting Number	Total Segment Score	Total Element Score	Total Program Component Score (factored)			Total Deductions
29	Lana PEJIC	CRO	7	6.48	2.60	4.38			0.50

#	Executed Elements	Info	Base Value	GOE	J1	J2	J3	J4	J5	J6	J7	J8	J9	Ref	Scores of Panel
1	1A<<	<<	0.00	0.00	-	-	-								0.00
2	SSp		0.00	0.00	-	-	-								0.00
3	1T		0.40	-0.03	-1	0	0								0.37
4	1Lo+1Lo<<	<<	0.50	-0.27	-3	-2	-3								0.23
5	CoSp		0.00	0.00	-	-	-								0.00
6	ChSq1		2.00	-0.67	-1	-1	-2								1.33
7	1S+1T		0.80	-0.13	-1	-1	-2								0.67
			3.70												2.60
Program Components				Factor											
Skating Skills				2.50	0.50	1.25	1.00								0.92
				0.00	0.00	0.00	0.00								
Performance				2.50	0.50	1.00	1.00								0.83
Judges Total Program Component Score (factored)															4.38

Deductions	Falls: -0.50	-0.50
-------------------	--------------	--------------

<< Downgraded jump

printed: 28.10.2016 1:13:46

Golden Bear 2016

CHICKS BOYS

Velesajam	28 lis 2016	Free Skating
------------------	-------------	--------------

Size of Skating Area	:	30m*60m
Ice Conditions	:	very good
Number of Entries	:	1
Number of Participants	:	1

Entry Withdrawn	:	
-----------------	---	--

Free Skating			
Duration	:	2:00	+ - 10 Sec.
Segment Factor	:	1,00	
Program Component Factors			
		Skating Skills	2.50
		Performance	2.50

Golden Bear 2016

PANEL OF JUDGES

CHICKS BOYS - FREE SKATING

Officials

Technical Controller	Ms. Maja LIPOVSCAK	CRO
Technical Specialist	Ms. Anja BRATEC	SLO
Assistant Technical Specialist	Ms. Sandra PAVICIC	CRO

Judges

Referee	Ms. Antica GRUBISIC	CRO
Judges	Ms. Marijana MESIC	CRO
	Ms. Dora STRABIC	CRO
	Ms. Agnes ANDIK	HUN

Data/Replay Operator

	Mr. Tomislav BISCAN	CRO
	Ms. Ozana MILJKOVIC	CRO

Golden Bear 2016

RESULTS


CHICKS BOYS FINAL RESULT

Pl. Name	Nation	Total Score	FS
1 Davor JELAVIC	CRO	4,77	1

Ms. Antica GRUBISIC CRO

Referee

Printed: 28.10.2016 8:47:06



Ms. Maja LIPOVSCAK CRO

Technical Controller



Golden Bear 2016

RESULTS

CHICKS BOYS FREE SKATING

Pl.	Name	Nation	Total Segment Score
1	Davor JELAVIC	CRO	4.67

Printed: 2.11.2016 14:37:33

CHICKS BOYS

RESULT DETAILS FREE SKATING

Pl.	Name	Nation	Total Segment Score =	Total Element Score +	Tot. Prog. Comp. Score * +	SS	PE				Deduct.
1	Davor JELAVIC	CRO	4.67	2.31	3.36	0.67	0.00	0.67	0.00	0.00	1.00

SS = Skating Skills

* = factored score

Printed: 2.11.2016 19:04:47

PE = Performance

Golden Bear 2016

CHICKS BOYS FREE SKATING

JUDGES DETAILS PER SKATER

Rank	Name	Nation	Starting Number	Total Segment Score	Total Element Score	Program Score (factored)	Total Component Score (factored)	Total Deductions
1	Davor JELAVIC	CRO	1	4.67	2.31		3.36	1.00

#	Executed Elements	Info	Base Value	GOE	J1	J2	J3	J4	J5	J6	J7	J8	J9	Ref	Scores of Panel
1	****	*	0.00	0.00	-	-	-								0.00
2	1T		0.40	-0.07	0	-2	0								0.33
3	USpB		1.00	-0.30	-1	-2	0								0.70
4	1S+A+SEQ		0.32	-0.07	0	-2	0								0.25
5	1F		0.50	-0.30	-3	-3	-3								0.20
6	StSqB		1.50	-0.90	-3	-3	-3								0.60
7	1Lo		0.50	-0.27	-3	-3	-2								0.23
8	CoSp		0.00	0.00	-	-	-								0.00
			4.22												2.31
	Program Components			Factor											
	Skating Skills			2.50	0.25	0.50	1.25								0.67
	Performance			2.50	0.00	0.00	0.00								0.67
	Judges Total Program Component Score (factored)				0.50	0.50	1.00								3.36

Deductions	Falls: -1.00	-1.00
-------------------	--------------	--------------

* Invalid element

printed: 31.10.2016 10:21:20

Golden Bear 2016

CHICKS GIRLS

Velesajam	28 lis 2016	Free Skating
------------------	-------------	--------------

Size of Skating Area	:	30m*60m
Ice Conditions	:	very good
Number of Entries	:	28
Number of Participants	:	28

Entry Withdrawn	:	
-----------------	---	--

Free Skating			
Duration	:	2:00	+ - 10 Sec.
Segment Factor	:	1,00	
Program Component Factors		Skating Skills	2.50
		Performance	2.50

Golden Bear 2016

PANEL OF JUDGES

CHICKS GIRLS - FREE SKATING

Officials

Technical Controller	Ms. Maja LIPOVSCAK	CRO
Technical Specialist	Ms. Anja BRATEC	SLO
Assistant Technical Specialist	Ms. Sandra PAVICIC	CRO

Judges

Referee	Ms. Antica GRUBISIC	CRO
Judges	Ms. Marijana MESIC	CRO
	Ms. Dora STRABIC	CRO
	Ms. Agnes ANDIK	HUN

Data/Replay Operator

	Mr. Tomislav BISCAN	CRO
	Ms. Ozana MILJKOVIC	CRO

Golden Bear 2016

RESULTS

CHICKS GIRLS FINAL RESULT

Pl. Name	Nation	Total Score	FS
1 Aurora SCHETTINO	ITA	25,88	1
2 Lena EKKER	HUN	22,79	2
3 Julija JAGODIC	CRO	22,00	3
4 Chiara PAZIENZA	CRO	20,81	4
5 Kiara JAKUŠ OGRINC	CRO	18,07	5
6 Klara CUSAK	CRO	17,40	6
7 Giorgia BARON	ITA	16,46	7
8 Alissa PIZZIN	ITA	15,29	8
9 Una BUNCIC	CRO	14,62	9
10 Marta BABIC	CRO	13,59	10
11 Lucija JUNEZ	SLO	13,37	11
12 Sara TOMIC	CRO	12,36	12
13 Tara PLAHUTAR	CRO	10,93	13
14 Zoja KRAMAR	SLO	10,85	14
15 Pia TEPUS AJDIC	SLO	10,11	15
16 Pavlina JURAK	SLO	9,66	16
17 Gita ZITKOVIC	CRO	9,55	17
18 Rea PRLJIC	CRO	9,46	18
19 Eva SOVIC	CRO	9,22	19
20 Ema CUCEK	CRO	8,36	20
21 Ula ZADNIKAR	SLO	7,68	21
22 Petra TRBOJEVIC	CRO	7,38	22
23 Kim VRDOLJAK	CRO	7,21	23
24 Franka ROZMAN	CRO	7,08	24
25 Catherine FIDELBERGER	AUT	6,84	25
26 Megy FILIPOVIC	CRO	6,66	26
27 Korina VINTAR	CRO	6,56	27
28 Lana VRLJICAK	CRO	6,41	28

Ms. Antica GRUBISIC CRO

Referee

Printed: 28.10.2016 9:17:38

Ms. Maja LIPOVSCAK CRO

Technical Controller

Golden Bear 2016

RESULTS

CHICKS GIRLS FREE SKATING

Pl.	Name	Nation	Total Segment Score
1	Aurora SCETTINO	ITA	25.88
2	Lena EKKER	HUN	22.79
3	Julija JAGODIC	CRO	22.00
4	Chiara PAZIENZA	ITA	20.81
5	Kiara JAKUŠ OGRINC	CRO	18.07
6	Klara CUSAK	CRO	17.40
7	Giorgia BARON	ITA	16.46
8	Alissa PIZZIN	ITA	15.29
9	Una BUNCIC	CRO	14.62
10	Marta BABIC	CRO	13.59
11	Lucija JUNEZ	SLO	13.37
12	Sara TOMIC	CRO	12.36
13	Tara PLAHUTAR	CRO	10.93
14	Zoja KRAMAR	SLO	10.85
15	Pia TEPUS AJDIC	SLO	10.11
16	Pavlina JURAK	SLO	9.66
17	Gita ZITKOVIC	CRO	9.55
18	Rea PRLJIC	CRO	9.46
19	Eva SOVIC	CRO	9.22
20	Ema CUCEK	CRO	8.36
21	Ula ZADNIKAR	SLO	7.68
22	Petra TRBOJEVIC	CRO	7.38
23	Kim VRDOLJAK	CRO	7.21
24	Franka ROZMAN	CRO	7.08
25	Catherine FIDELBERGER	AUT	6.84
26	Megy FILIPOVIC	CRO	6.66
27	Korina VINTAR	CRO	6.56
28	Lana VRLJICAK	CRO	6.41

CHICKS GIRLS

RESULT DETAILS FREE SKATING

Pl.	Name	Nation	Total Segment Score =	Total Element Score +	Tot. Prog. Comp. Score * +	SS	PE			Deduct. -	
1	Aurora SCHETTINO	ITA	25.88	12.00	14.38	2.75	0.00	3.00	0.00	0.00	0.50
2	Lena EKKER	HUN	22.79	10.99	12.30	2.50	0.00	2.42	0.00	0.00	0.50
3	Julija JAGODIC	CRO	22.00	10.32	11.68	2.25	0.00	2.42	0.00	0.00	0.00
4	Chiara PAZIENZA	ITA	20.81	9.43	11.88	2.33	0.00	2.42	0.00	0.00	0.50
5	Kiara JAKUŠ OGRINC	CRO	18.07	7.84	10.23	1.92	0.00	2.17	0.00	0.00	0.00
6	Klara CUSAK	CRO	17.40	9.04	8.36	1.67	0.00	1.67	0.00	0.00	0.00
7	Giorgia BARON	ITA	16.46	8.50	8.96	1.83	0.00	1.75	0.00	0.00	1.00
8	Alissa PIZZIN	ITA	15.29	7.66	8.13	1.67	0.00	1.58	0.00	0.00	0.50
9	Una BUNCIC	CRO	14.62	6.72	7.90	1.58	0.00	1.58	0.00	0.00	0.00
10	Marta BABIC	CRO	13.59	6.79	7.30	1.42	0.00	1.50	0.00	0.00	0.50
11	Lucija JUNEZ	SLO	13.37	6.14	7.73	1.67	0.00	1.42	0.00	0.00	0.50
12	Sara TOMIC	CRO	12.36	6.53	5.83	1.25	0.00	1.08	0.00	0.00	0.00
13	Tara PLAHUTAR	CRO	10.93	5.05	6.88	1.33	0.00	1.42	0.00	0.00	1.00
14	Zoja KRAMAR	SLO	10.85	5.27	7.08	1.50	0.00	1.33	0.00	0.00	1.50
15	Pia TEPUS AJDIC	SLO	10.11	2.81	7.30	1.42	0.00	1.50	0.00	0.00	0.00
16	Pavlina JURAK	SLO	9.66	4.66	5.00	1.00	0.00	1.00	0.00	0.00	0.00
17	Gita ZITKOVIC	CRO	9.55	1.99	8.56	0.75	1.75	0.92	0.00	0.00	1.00
18	Rea PRLJIC	CRO	9.46	3.50	6.46	1.33	0.00	1.25	0.00	0.00	0.50
19	Eva SOVIC	CRO	9.22	4.32	5.40	1.08	0.00	1.08	0.00	0.00	0.50
20	Ema CUCEK	CRO	8.36	2.33	6.03	1.33	0.00	1.08	0.00	0.00	0.00
21	Ula ZADNIKAR	SLO	7.68	4.80	4.38	0.92	0.00	0.83	0.00	0.00	1.50
22	Petra TRBOJEVIC	CRO	7.38	2.32	6.06	1.25	0.00	1.17	0.00	0.00	1.00
23	Kim VRDOLJAK	CRO	7.21	1.78	5.43	1.00	0.00	1.17	0.00	0.00	0.00
24	Franka ROZMAN	CRO	7.08	2.50	4.58	0.83	0.00	1.00	0.00	0.00	0.00
25	Catherine FIDELSBERGER	AUT	6.84	2.66	4.18	0.92	0.00	0.75	0.00	0.00	0.00
26	Megy FILIPOVIC	CRO	6.66	2.16	5.00	1.00	0.00	1.00	0.00	0.00	0.50
27	Korina VINTAR	CRO	6.56	2.76	4.80	1.00	0.00	0.92	0.00	0.00	1.00
28	Lana VRLJICAK	CRO	6.41	1.61	4.80	1.00	0.00	0.92	0.00	0.00	0.00

SS = Skating Skills

* = factored score

PE = Performance

Golden Bear 2016

CHICKS GIRLS FREE SKATING

JUDGES DETAILS PER SKATER

Rank	Name	Nation	Starting Number	Total Segment Score	Total Element Score	Program Component Score (factored)	Total Deductions
1	Aurora SCHETTINO	ITA	21	25.88	12.00	14.38	0.50

#	Executed Elements	Info	Base Value	GOE	J1	J2	J3	J4	J5	J6	J7	J8	J9	Ref	Scores of Panel
1	1A		1.10	0.07	1	0	0								1.17
2	2S+1T		1.70	0.00	0	0	0								1.70
3	2S		1.30	-0.60	-3	-3	-3								0.70
4	CCoSp2		2.50	0.00	0	0	0								2.50
5	1A+1Lo		1.60	0.00	0	0	0								1.60
6	ChSq1		2.00	0.23	0	1	0								2.23
7	SSp2		1.60	0.50	1	1	1								2.10
			11.80												12.00
Program Components				Factor											
Skating Skills				2.50	2.25	3.00	3.00								2.75
Performance				2.50	0.00	0.00	0.00								3.00
Judges Total Program Component Score (factored)					2.50	3.00	3.50								14.38

Deductions	Falls: -0.50	-0.50
-------------------	--------------	--------------

Rank	Name	Nation	Starting Number	Total Segment Score	Total Element Score	Program Component Score (factored)	Total Deductions
2	Lena EKKER	HUN	9	22.79	10.99	12.30	0.50

#	Executed Elements	Info	Base Value	GOE	J1	J2	J3	J4	J5	J6	J7	J8	J9	Ref	Scores of Panel
1	2Lo<+1Lo	<	1.80	-0.70	-3	-2	-2								1.10
2	2Lz<	!	1.50	-0.90	-3	-3	-3								0.60
3	CSSp2		2.30	0.33	1	0	1								2.63
4	ChSq1		2.00	0.23	0	0	1								2.23
5	2S		1.30	-0.13	-1	-1	0								1.17
6	1A+1A+SEQ		1.76	0.00	0	0	0								1.76
7	CCoSpB		1.70	-0.20	0	-1	-1								1.50
			12.36												10.99
Program Components				Factor											
Skating Skills				2.50	2.50	2.25	2.75								2.50
Performance				2.50	0.00	0.00	0.00								2.42
Judges Total Program Component Score (factored)				2.50	2.50	2.00	2.75								12.30

Deductions	Falls: -0.50	-0.50
-------------------	--------------	--------------

< Under-rotated jump ! Not clear edge

Rank	Name	Nation	Starting Number	Total Segment Score	Total Element Score	Program Component Score (factored)	Total Deductions
3	Julija JAGODIC	CRO	11	22.00	10.32	11.68	0.00

#	Executed Elements	Info	Base Value	GOE	J1	J2	J3	J4	J5	J6	J7	J8	J9	Ref	Scores of Panel
1	1A+1Lo		1.60	0.00	0	0	0								1.60
2	2Lo<<	<<	0.50	-0.27	-2	-3	-3								0.23
3	1Lz+1A+SEQ		1.36	0.00	0	0	0								1.36
4	SSp2		1.60	0.17	1	0	0								1.77
5	ChSq1		2.00	0.23	1	0	0								2.23
6	1F		0.50	0.00	0	0	0								0.50
7	CCoSp2		2.50	0.13	2	-1	-1								2.63
			10.06												10.32
Program Components				Factor											
Skating Skills				2.50	2.25	2.00	2.50								2.25
Performance				2.50	0.00	0.00	0.00								2.42
Judges Total Program Component Score (factored)				2.50	2.50	2.00	2.75								11.68

Deductions		0.00
-------------------	--	-------------

<< Downgraded jump

Golden Bear 2016

CHICKS GIRLS FREE SKATING

JUDGES DETAILS PER SKATER

Rank	Name	Nation	Starting Number	Total Segment Score	Total Element Score	Program Score (factored)	Total Component Score (factored)	Total Deductions
4	Chiara PAZIENZA	ITA	13	20.81	9.43		11.88	0.50

#	Executed Elements	Info	Base Value	GOE	J1	J2	J3	J4	J5	J6	J7	J8	J9	Ref	Scores of Panel
1	2S		1.30	-0.60	-3	-3	-3								0.70
2	****	*	0.00	0.00	-	-	-								0.00
3	2S		1.30	-0.07	0	-1	0								1.23
4	CCoSp1V		1.70	0.00	0	0	0								1.70
5	1Lz+1A+SEQ		1.36	0.00	0	0	0								1.36
6	ChSq1		2.00	-0.33	0	0	-2								1.67
7	1A		1.10	0.00	0	0	0								1.10
8	SSp2		1.60	0.07	0	1	-1								1.67
			10.36												9.43
	Program Components			Factor											
	Skating Skills			2.50	2.25	2.50	2.25								2.33
	Performance			2.50	0.00	0.00	0.00								2.42
	Judges Total Program Component Score (factored)				2.25	2.50	2.50								11.88

Deductions	Falls: -0.50	-0.50
-------------------	--------------	--------------

* Invalid element

Rank	Name	Nation	Starting Number	Total Segment Score	Total Element Score	Program Score (factored)	Total Component Score (factored)	Total Deductions
5	Kiara JAKUŠ OGRINC	CRO	1	18.07	7.84		10.23	0.00

#	Executed Elements	Info	Base Value	GOE	J1	J2	J3	J4	J5	J6	J7	J8	J9	Ref	Scores of Panel
1	1A		1.10	0.00	0	0	0								1.10
2	1F+1A+SEQ		1.28	0.00	0	0	0								1.28
3	SSpB		1.10	-0.10	0	-1	0								1.00
4	1S		0.40	0.00	0	0	0								0.40
5	1F+1Lo<	<	0.90	-0.07	0	-2	0								0.83
6	ChSq1		2.00	0.23	1	0	0								2.23
7	CoSpBV		1.10	-0.10	0	-1	0								1.00
			7.88												7.84
	Program Components			Factor											
	Skating Skills			2.50	1.75	2.00	2.00								1.92
	Performance			2.50	0.00	0.00	0.00								2.17
	Judges Total Program Component Score (factored)				2.00	2.00	2.50								10.23

Deductions		0.00
-------------------	--	-------------

< Under-rotated jump

Golden Bear 2016

CHICKS GIRLS FREE SKATING

JUDGES DETAILS PER SKATER

Rank	Name	Nation	Starting Number	Total Segment Score	Total Element Score	Program Component Score (factored)	Total Deductions
6	Klara CUSAK	CRO	14	17.40	9.04	8.36	0.00

#	Executed Elements	Info	Base Value	GOE	J1	J2	J3	J4	J5	J6	J7	J8	J9	Ref	Scores of Panel
1	1A+1Lo		1.60	0.00	0	0	0								1.60
2	1A		1.10	-0.33	-1	-2	-2								0.77
3	SSp2		1.60	0.17	1	0	0								1.77
4	ChSq1		2.00	0.00	0	0	0								2.00
5	1Lz+1Lo		1.10	0.00	0	0	0								1.10
6	1F		0.50	0.00	0	0	0								0.50
7	CCoSpBV		1.50	-0.20	0	-1	-1								1.30
			9.40												9.04
Program Components			Factor												
Skating Skills			2.50		1.50	1.75	1.75								1.67
Performance			2.50		0.00	0.00	0.00								1.67
Judges Total Program Component Score (factored)													8.36		

Deductions															0.00
-------------------	--	--	--	--	--	--	--	--	--	--	--	--	--	--	-------------

Rank	Name	Nation	Starting Number	Total Segment Score	Total Element Score	Program Component Score (factored)	Total Deductions
7	Giorgia BARON	ITA	16	16.46	8.50	8.96	1.00

#	Executed Elements	Info	Base Value	GOE	J1	J2	J3	J4	J5	J6	J7	J8	J9	Ref	Scores of Panel
1	2S		1.30	-0.60	-3	-3	-3								0.70
2	SSp2		1.60	0.17	0	1	0								1.77
3	ChSq1		2.00	0.00	0	0	0								2.00
4	1A+1Lo		1.60	-0.40	-2	-2	-2								1.20
5	2S<	<	0.90	-0.60	-3	-3	-3								0.30
6	1A+1Lo*	*	1.10	-0.47	-3	-2	-2								0.63
7	CCoSp1		2.00	-0.10	0	0	-1								1.90
			10.50												8.50
Program Components			Factor												
Skating Skills			2.50		1.50	1.75	2.25								1.83
Performance			2.50		0.00	0.00	0.00								1.75
Judges Total Program Component Score (factored)													8.96		

Deductions	Falls: -1.00														-1.00
-------------------	--------------	--	--	--	--	--	--	--	--	--	--	--	--	--	--------------

< Under-rotated jump * Invalid element

Rank	Name	Nation	Starting Number	Total Segment Score	Total Element Score	Program Component Score (factored)	Total Deductions
8	Alissa PIZZIN	ITA	20	15.29	7.66	8.13	0.50

#	Executed Elements	Info	Base Value	GOE	J1	J2	J3	J4	J5	J6	J7	J8	J9	Ref	Scores of Panel
1	2S<	<	0.90	-0.40	-2	-2	-2								0.50
2	1A		1.10	-0.47	-3	-2	-2								0.63
3	SSp2		1.60	0.17	0	1	0								1.77
4	ChSq1		2.00	-0.17	0	-1	0								1.83
5	2S		1.30	-0.60	-3	-3	-3								0.70
6	1A		1.10	-0.47	-3	-2	-2								0.63
7	CCoSp1V		1.70	-0.10	0	-1	0								1.60
			9.70												7.66
Program Components			Factor												
Skating Skills			2.50		1.50	1.75	1.75								1.67
Performance			2.50		0.00	0.00	0.00								1.58
Judges Total Program Component Score (factored)													8.13		

Deductions	Falls: -0.50														-0.50
-------------------	--------------	--	--	--	--	--	--	--	--	--	--	--	--	--	--------------

< Under-rotated jump

Golden Bear 2016

CHICKS GIRLS FREE SKATING

JUDGES DETAILS PER SKATER

Rank	Name	Nation	Starting Number	Total Segment Score	Total Element Score	Program Score (factored)	Total Component Score (factored)	Total Deductions
9	Una BUNCIC	CRO	15	14.62	6.72		7.90	0.00

#	Executed Elements	Info	Base Value	GOE	J1	J2	J3	J4	J5	J6	J7	J8	J9	Ref	Scores of Panel
1	1S+A+SEQ		0.32	0.00	0	0	0								0.32
2	SSpB		1.10	-0.10	0	0	-1								1.00
3	1Lz		0.60	-0.03	0	0	-1								0.57
4	1Lo		0.50	0.00	0	0	0								0.50
5	ChSq1		2.00	0.23	1	0	0								2.23
6	1F+1T<	<	0.80	-0.20	-2	-2	-2								0.60
7	1F*	*	0.00	0.00	-	-	-								0.00
8	CoSpB		1.50	0.00	0	0	0								1.50
			6.82												6.72
Program Components				Factor											
Skating Skills				2.50	1.25	1.75	1.75								1.58
Performance				2.50	0.00	0.00	0.00								1.58
Judges Total Program Component Score (factored)					1.25	1.50	2.00								7.90

Deductions		0.00
-------------------	--	-------------

< Under-rotated jump * Invalid element

Rank	Name	Nation	Starting Number	Total Segment Score	Total Element Score	Program Score (factored)	Total Component Score (factored)	Total Deductions
10	Marta BABIC	CRO	17	13.59	6.79		7.30	0.50

#	Executed Elements	Info	Base Value	GOE	J1	J2	J3	J4	J5	J6	J7	J8	J9	Ref	Scores of Panel
1	1A<<	<<	0.00	0.00	-	-	-								0.00
2	ChSq1		2.00	-0.17	0	0	-1								1.83
3	1Lze	e	0.50	-0.17	-1	-2	-2								0.33
4	1F+1Lo		1.00	0.00	0	0	0								1.00
5	CCoSpB		1.70	0.00	0	0	0								1.70
6	1F+1Lo		1.00	-0.07	-1	-1	0								0.93
7	SSpB		1.10	-0.10	0	0	-1								1.00
			7.30												6.79
Program Components				Factor											
Skating Skills				2.50	1.00	1.50	1.75								1.42
Performance				2.50	0.00	0.00	0.00								1.50
Judges Total Program Component Score (factored)					1.00	1.50	2.00								7.30

Deductions	Falls: -0.50	-0.50
-------------------	--------------	--------------

<< Downgraded jump e Wrong edge

Golden Bear 2016

CHICKS GIRLS FREE SKATING

JUDGES DETAILS PER SKATER

Rank	Name	Nation	Starting Number	Total Segment Score	Total Element Score	Program Score (factored)	Total Component Score (factored)	Total Deductions
11	Lucija JUNEZ	SLO	5	13.37	6.14		7.73	0.50

#	Executed Elements	Info	Base Value	GOE	J1	J2	J3	J4	J5	J6	J7	J8	J9	Ref	Scores of Panel
1	SSp2		1.60	0.17	1	0	0								1.77
2	A		0.00	0.00	-	-	-								0.00
3	1Lz+1Lo		1.10	-0.07	-1	-1	0								1.03
4	1F		0.50	-0.03	0	-1	0								0.47
5	1Lz	!	0.60	-0.30	-3	-3	-3								0.30
6	ChSq1		2.00	-0.33	-1	-1	0								1.67
7	CoSpBV		1.10	-0.20	-1	-1	0								0.90
			6.90												6.14
	Program Components			Factor											
	Skating Skills			2.50	1.25	1.75	2.00								1.67
				2.50	0.00	0.00	0.00								
	Performance			2.50	1.00	1.25	2.00								1.42
	Judges Total Program Component Score (factored)														7.73

Deductions	Falls: -0.50	-0.50
-------------------	--------------	--------------

! Not clear edge

Rank	Name	Nation	Starting Number	Total Segment Score	Total Element Score	Program Score (factored)	Total Component Score (factored)	Total Deductions
12	Sara TOMIC	CRO	12	12.36	6.53		5.83	0.00

#	Executed Elements	Info	Base Value	GOE	J1	J2	J3	J4	J5	J6	J7	J8	J9	Ref	Scores of Panel
1	1A<<	<<	0.00	0.00	-	-	-								0.00
2	1F+1Lo		1.00	-0.07	0	-1	-1								0.93
3	SSp1		1.30	-0.30	-2	-1	0								1.00
4	ChSq1		2.00	-0.17	0	-1	0								1.83
5	1Lz+1T	!	1.00	-0.10	0	-2	-1								0.90
6	1F		0.50	-0.03	0	-1	0								0.47
7	CCoSpBV		1.50	-0.10	0	-1	0								1.40
			7.30												6.53
	Program Components			Factor											
	Skating Skills			2.50	1.00	1.25	1.50								1.25
				2.50	0.00	0.00	0.00								
	Performance			2.50	0.75	1.25	1.25								1.08
	Judges Total Program Component Score (factored)														5.83

Deductions		0.00
-------------------	--	-------------

<< Downgraded jump ! Not clear edge

Golden Bear 2016

CHICKS GIRLS FREE SKATING

JUDGES DETAILS PER SKATER

Rank	Name	Nation	Starting Number	Total Segment Score	Total Element Score	Program Component Score (factored)	Total Deductions
16	Pavlina JURAK	SLO	22	9.66	4.66	5.00	0.00

#	Executed Elements	Info	Base Value	GOE	J1	J2	J3	J4	J5	J6	J7	J8	J9	Ref	Scores of Panel		
1	A+1T		0.40	-0.07	0	-1	-1								0.33		
2	USpB		1.00	-0.20	-1	-1	0								0.80		
3	1S		0.40	-0.07	0	-1	-1								0.33		
4	A+1T		0.40	-0.13	-2	-2	0								0.27		
5	1S		0.40	0.00	0	0	0								0.40		
6	USpB	*	1.00	-0.30	0	-1	-2								0.70		
7	ChSq1		2.00	-0.17	0	-1	0								1.83		
			5.60												4.66		
Program Components			Factor														
Skating Skills				2.50	0.75	1.00	1.25										
Performance				2.50	0.00	0.00	0.00										
Judges Total Program Component Score (factored)				2.50	0.50	1.00	1.50										
															5.00		

Deductions															0.00
-------------------	--	--	--	--	--	--	--	--	--	--	--	--	--	--	-------------

Rank	Name	Nation	Starting Number	Total Segment Score	Total Element Score	Program Component Score (factored)	Total Deductions
17	Gita ZITKOVIC	CRO	4	9.55	1.99	8.56	1.00

#	Executed Elements	Info	Base Value	GOE	J1	J2	J3	J4	J5	J6	J7	J8	J9	Ref	Scores of Panel		
1	A		0.00	0.00	-	-	-								0.00		
2	USpB		1.00	-0.20	-1	-1	0								0.80		
3	ChSq1		2.00	-1.50	-3	-3	-3								0.50		
4	1S		0.40	-0.07	-1	-1	0								0.33		
5	1Lo<<<+1T<	<<	0.30	-0.27	-3	-3	-2								0.03		
6	1S		0.40	-0.07	-1	-1	0								0.33		
7	CoSp		0.00	0.00	-	-	-								0.00		
			4.10												1.99		
Program Components			Factor														
Skating Skills				2.50	0.50	0.50	1.25										
Performance				2.50	0.00	0.00	1.75										
Judges Total Program Component Score (factored)				2.50	0.50	0.50	1.75										
															8.56		

Deductions	Falls: -1.00														-1.00
-------------------	--------------	--	--	--	--	--	--	--	--	--	--	--	--	--	--------------

< Under-rotated jump << Downgraded jump

Rank	Name	Nation	Starting Number	Total Segment Score	Total Element Score	Program Component Score (factored)	Total Deductions
18	Rea PRLJIC	CRO	10	9.46	3.50	6.46	0.50

#	Executed Elements	Info	Base Value	GOE	J1	J2	J3	J4	J5	J6	J7	J8	J9	Ref	Scores of Panel		
1	1Lo+1A<<<+SEQ	<<	0.40	-0.30	-3	-3	-3								0.10		
2	SspB		1.10	0.00	0	0	0								1.10		
3	1F		0.50	0.00	0	0	0								0.50		
4	ChSq1		2.00	-1.50	-3	-3	-3								0.50		
5	1F+1Lo		1.00	-0.27	-2	-3	-3								0.73		
6	1Lz		0.60	-0.03	0	-1	0								0.57		
7	CCoSp		0.00	0.00	-	-	-								0.00		
			5.60												3.50		
Program Components			Factor														
Skating Skills				2.50	1.00	1.25	1.75										
Performance				2.50	0.00	0.00	0.00										
Judges Total Program Component Score (factored)				2.50	0.75	1.00	2.00										
															6.46		

Deductions	Falls: -0.50														-0.50
-------------------	--------------	--	--	--	--	--	--	--	--	--	--	--	--	--	--------------

<< Downgraded jump

Golden Bear 2016

CHICKS GIRLS FREE SKATING

JUDGES DETAILS PER SKATER

Rank	Name	Nation	Starting Number	Total Segment Score	Total Element Score	Program Score (factored)	Total Component Score (factored)	Total Deductions
19	Eva SOVIC	CRO	26	9.22	4.32		5.40	0.50

#	Executed Elements	Info	Base Value	GOE	J1	J2	J3	J4	J5	J6	J7	J8	J9	Ref	Scores of Panel
1	1S+1Lo<	<	0.80	-0.13	-1	-2	-1								0.67
2	CoSp		0.00	0.00	-	-	-								0.00
3	ChSq1		2.00	-0.17	0	-1	0								1.83
4	1F		0.50	0.00	0	0	0								0.50
5	1F+1T+1A<<+SEQ	<<	0.72	-0.30	-3	-3	-3								0.42
6	USpB		1.00	-0.10	0	0	-1								0.90
			5.02												4.32
Program Components			Factor												
Skating Skills			2.50		1.00	0.75	1.50							1.08	
			2.50		0.00	0.00	0.00								
Performance			2.50		0.75	1.00	1.50							1.08	
Judges Total Program Component Score (factored)												5.40			

Deductions	Falls: -0.50	-0.50
-------------------	--------------	--------------

< Under-rotated jump << Downgraded jump

Rank	Name	Nation	Starting Number	Total Segment Score	Total Element Score	Program Score (factored)	Total Component Score (factored)	Total Deductions
20	Ema CUCEK	CRO	3	8.36	2.33		6.03	0.00

#	Executed Elements	Info	Base Value	GOE	J1	J2	J3	J4	J5	J6	J7	J8	J9	Ref	Scores of Panel
1	1S+1T<<	<<	0.40	-0.23	-2	-3	-2								0.17
2	SSp		0.00	0.00	-	-	-								0.00
3	1F<	<	0.40	-0.17	-2	-2	-1								0.23
4	ChSq1		2.00	-0.17	0	-1	0								1.83
5	1Lz<<	<<	0.00	0.00	-	-	-								0.00
6	1Lo+1A<<+SEQ	<<	0.40	-0.30	-3	-3	-3								0.10
7	CCoSp		0.00	0.00	-	-	-								0.00
			3.20												2.33
Program Components			Factor												
Skating Skills			2.50		1.25	1.00	1.75							1.33	
			2.50		0.00	0.00	0.00								
Performance			2.50		1.00	0.75	1.50							1.08	
Judges Total Program Component Score (factored)												6.03			

Deductions		0.00
-------------------	--	-------------

< Under-rotated jump << Downgraded jump

Rank	Name	Nation	Starting Number	Total Segment Score	Total Element Score	Program Score (factored)	Total Component Score (factored)	Total Deductions
21	Ula ZADNIKAR	SLO	6	7.68	4.80		4.38	1.50

#	Executed Elements	Info	Base Value	GOE	J1	J2	J3	J4	J5	J6	J7	J8	J9	Ref	Scores of Panel
1	SSpB		1.10	0.00	0	0	0								1.10
2	1Lze+1T	e	0.90	-0.20	-2	-2	-2								0.70
3	ChSq1		2.00	-0.50	0	-1	-2								1.50
4	1T		0.40	-0.10	-1	-2	0								0.30
5	CoSpB		1.50	-0.30	0	-1	-2								1.20
			5.90												4.80
Program Components			Factor												
Skating Skills			2.50		0.50	0.75	1.50							0.92	
			2.50		0.00	0.00	0.00								
Performance			2.50		0.75	0.50	1.25							0.83	
Judges Total Program Component Score (factored)												4.38			

Deductions	Time violation: -1.00	Falls: -0.50	-1.50
-------------------	-----------------------	--------------	--------------

e Wrong edge

Golden Bear 2016

CHICKS GIRLS FREE SKATING

JUDGES DETAILS PER SKATER

Rank	Name	Nation	Starting Number	Total Segment Score	Total Element Score	Program Component Score (factored)	Total Deductions
22	Petra TRBOJEVIC	CRO	25	7.38	2.32	6.06	1.00

#	Executed Elements	Info	Base Value	GOE	J1	J2	J3	J4	J5	J6	J7	J8	J9	Ref	Scores of Panel
1	1T+1T		0.80	0.00	0	0	0								0.80
2	1Lo		0.50	-0.30	-3	-3	-3								0.20
3	USpB		1.00	-0.30	0	-1	-2								0.70
4	1S		0.40	-0.07	0	-1	-1								0.33
5	ChSq		0.00	0.00	-	-	-								0.00
6	1S+A+SEQ		0.32	-0.03	0	-1	0								0.29
7	CoSp		0.00	0.00	-	-	-								0.00
			3.02												2.32
Program Components			Factor												
Skating Skills			2.50		1.00	1.00	1.75								1.25
Performance			2.50		0.00	0.00	0.00								1.17
Judges Total Program Component Score (factored)													6.06		

Deductions	Falls: -1.00	-1.00
-------------------	--------------	--------------

Rank	Name	Nation	Starting Number	Total Segment Score	Total Element Score	Program Component Score (factored)	Total Deductions
23	Kim VRDOLJAK	CRO	23	7.21	1.78	5.43	0.00

#	Executed Elements	Info	Base Value	GOE	J1	J2	J3	J4	J5	J6	J7	J8	J9	Ref	Scores of Panel
1	1S+1Lo<<	<<	0.40	-0.27	-3	-3	-2								0.13
2	USpB		1.00	-0.20	-1	-1	0								0.80
3	ChSq		0.00	0.00	-	-	-								0.00
4	1F<	<	0.40	-0.20	-2	-2	-2								0.20
5	1S+A+SEQ		0.32	-0.10	-1	-1	-1								0.22
6	CoSp		0.00	0.00	-	-	-								0.00
7	1Lo		0.50	-0.07	-1	-1	0								0.43
			2.62												1.78
Program Components			Factor												
Skating Skills			2.50		0.75	0.75	1.50								1.00
Performance			2.50		0.00	0.00	0.00								1.17
Judges Total Program Component Score (factored)													5.43		

Deductions		0.00
-------------------	--	-------------

< Under-rotated jump << Downgraded jump

Rank	Name	Nation	Starting Number	Total Segment Score	Total Element Score	Program Component Score (factored)	Total Deductions
24	Franka ROZMAN	CRO	24	7.08	2.50	4.58	0.00

#	Executed Elements	Info	Base Value	GOE	J1	J2	J3	J4	J5	J6	J7	J8	J9	Ref	Scores of Panel
1	A+A+SEQ		0.00	0.00	-	-	-								0.00
2	ChSq1		2.00	-0.50	0	-1	-2								1.50
3	1Lo<<	<<	0.00	0.00	-	-	-								0.00
4	USpB		1.00	-0.70	-1	-3	-3								0.30
5	1T<<	<<	0.00	0.00	-	-	-								0.00
6	1S+1T		0.80	-0.10	-1	-1	-1								0.70
7	CoSp		0.00	0.00	-	-	-								0.00
			3.80												2.50
Program Components			Factor												
Skating Skills			2.50		0.50	0.75	1.25								0.83
Performance			2.50		0.00	0.00	0.00								1.00
Judges Total Program Component Score (factored)													4.58		

Deductions		0.00
-------------------	--	-------------

<< Downgraded jump

Golden Bear 2016

CHICKS GIRLS FREE SKATING

JUDGES DETAILS PER SKATER

Rank	Name	Nation	Starting Number	Total Segment Score	Total Element Score	Program Score (factored)	Component Score (factored)	Total Deductions
28	Lana VRLJICAK	CRO	2	6.41	1.61	4.80	0.00	

#	Executed Elements	Info	Base Value	GOE	J1	J2	J3	J4	J5	J6	J7	J8	J9	Ref	Scores of Panel
1	ChSq		0.00	0.00	-	-	-								0.00
2	1S<+A+SEQ	<	0.24	-0.20	-2	-2	-2								0.04
3	USpB		1.00	-0.10	0	-1	0								0.90
4	1T		0.40	-0.10	-1	-1	-1								0.30
5	1S<+1T<	<	0.60	-0.23	-2	-3	-2								0.37
6	CoSp		0.00	0.00	-	-	-								0.00
7	1Lo<<	<<	0.00	0.00	-	-	-								0.00
			2.24												1.61
	Program Components			Factor											
	Skating Skills			2.50	1.00	0.50	1.50								1.00
				2.50	0.00	0.00	0.00								
	Performance			2.50	0.75	0.50	1.50								0.92
	Judges Total Program Component Score (factored)														4.80

Deductions	Total
	0.00

< Under-rotated jump << Downgraded jump

printed: 31.10.2016 10:21:34