

ULAZ SLOBODAN

U organizaciji kkk MEDVEŠČAK

ISU INTERNATIONAL FIGURE SKATING COMPETITION
NATJEČANJE U UMJETNIČKOM KLIZANJU • ISU MEDUNARODNO



29TH GOLDEN BEAR

26.-29.10.2017. • CROATIA

Klizalište Velesajam [Ul. Jozefa Antala BB]

SPONZORI:



HOK OSIGURANJE
hrvatska osiguranje kupa d.d.



VIVAScaffè
more than espresso



www.apartmani-petra.net



TRAJBAR TEAM



Golden Bear 2017

SENIOR MEN

Velesajam	28 lis 2017 29 lis 2017	Short Program Free Skating
------------------	----------------------------	-------------------------------

Size of Skating Area	:	30m*60m
Ice Conditions	:	very good
Number of Entries	:	12
Number of Participants	:	12

Entry Withdrawn	:	
-----------------	---	--

Short Program			
Duration	:	2:40	+ - 10 Sec.
Segment Factor	:	1,00	
Program Component Factors			
		Skating Skills	1.00
		Transitions	1.00
		Performance	1.00
		Composition	1.00
		Interpretation of the Music	1.00

Free Skating			
Duration	:	4:30	+ - 10 Sec.
Segment Factor	:	1,00	
Program Components Factors			
		Skating Skills	2.00
		Transitions	2.00
		Performance	2.00
		Composition	2.00
		Interpretation of the Music	2.00

Golden Bear 2017

PANEL OF JUDGES

SENIOR MEN - SHORT PROGRAM

Officials

Technical Controller	Ms. Elisabetta BIGNARDI	ITA
Technical Specialist	Ms. Tamara DOROFJEV	HUN
Assistant Technical Specialist	Ms. Ivana JAKUPCEVIC MARINKOVIC	CRO

Judges

Referee	Mr. Teri SEDEJ	SLO
Judges	Mr. Josip CEROVAC	CRO
	Ms. Lovorka KODRIN	CRO
	Ms. Miluse SAFRANKOVA	CZE
	Mr. Balazs GRENCZER	HUN
	Ms. Denise GALLANDAT	SUI

Data/Replay Operator

	Mr. Tomislav BISCAN	CRO
	Ms. Natasa BAHAT	CRO

Golden Bear 2017

RESULTS

SENIOR MEN AFTER SHORT PROGRAM

Pl. Name	Nation	Total Score	SP	FS
1 Daniel GRASSL	YGA	ITA	67.27	1
2 Graham NEWBERRY		GBR	64.01	2
3 Adrien BANNISTER	ICL	ITA	57.72	3
4 Lukas BRITSCHGI		SUI	51.65	4
5 Joshua ROLS		FRA	46.90	5
6 Luc MAIERHOFER	EKE	AUT	44.52	6
7 Mate BOROCZ		HUN	44.22	7
8 Tim HUBER		SUI	43.38	8
9 Alexander MASZLJANKO		HUN	42.06	9
10 Marco KLEPOCH		SVK	41.76	10
11 Manuel DRECHSLER	EVF	AUT	37.30	11
Withdrawn Albert MUCK		AUT		

Mr. Teri SEDEJ SLO


Referee

Printed: 10/28/2017 6:54:01PM



Ms. Elisabetta BIGNARDI ITA

Technical Controller



SENIOR MEN

RESULT DETAILS SHORT PROGRAM

Pl.	Name	Nation	Total Segment Score =	Total Element Score +	Tot. Prog. Comp. Score * +	SS	TR	PE	CO	IN	Deduct. -
1	Daniel GRASSL	ITA	67.27	37.69	30.58	5.92	5.92	6.08	6.33	6.33	1.00
2	Graham NEWBERRY	GBR	64.01	31.51	32.50	6.42	6.33	6.42	6.58	6.75	0.00
3	Adrien BANNISTER	ITA	57.72	29.64	29.08	5.75	5.58	5.83	6.00	5.92	1.00
4	Lukas BRITSCHGI	SUI	51.65	26.81	26.84	5.42	5.17	5.33	5.42	5.50	2.00
5	Joshua ROLS	FRA	46.90	23.23	23.67	4.75	4.58	4.75	4.67	4.92	0.00
6	Luc MAIERHOFER	AUT	44.52	18.35	26.17	5.17	5.08	5.17	5.25	5.50	0.00
7	Mate BOROCZ	HUN	44.22	24.13	21.09	4.42	4.08	4.17	4.25	4.17	1.00
8	Tim HUBER	SUI	43.38	23.06	22.32	4.58	4.33	4.25	4.58	4.58	2.00
9	Alexander MASZLJANKO	HUN	42.06	23.56	23.50	4.75	4.58	4.42	4.75	5.00	5.00
10	Marco KLEPOCH	SVK	41.76	20.43	22.33	4.50	4.33	4.42	4.58	4.50	1.00
11	Manuel DRECHSLER	AUT	37.30	17.96	20.34	4.25	3.92	3.92	4.17	4.08	1.00

SS = Skating Skills

TR = Transitions

PE = Performance

CO = Composition

IN = Interpretation of the Music

* = factored score

Printed: 30.10.2017. 9:59:33

Golden Bear 2017

SENIOR MEN SHORT PROGRAM

JUDGES DETAILS PER SKATER

Rank	Name	Nation	Starting Number	Total Segment Score	Total Element Score	Program Component Score (factored)	Total Deductions
1	Daniel GRASSL	ITA	11	67.27	37.69	30.58	1.00

#	Executed Elements	Info	Base Value	GOE	J1	J2	J3	J4	J5	J6	J7	J8	J9	Ref	Scores of Panel
1	3A		8.50	0.00	0	0	1	0	0						8.50
2	FSSp4		3.00	0.00	0	0	0	0	1						3.00
3	CCSp4		3.20	0.50	1	1	2	1	1						3.70
4	StSq3		3.30	0.50	1	1	1	0	1						3.80
5	3F		5.83	x -2.10	-3	-3	-3	-3	-3						3.73
6	3Lz+3T	!	11.33	x -0.70	-1	-1	-1	-1	-1						10.63
7	CCoSp4		3.50	0.83	2	1	2	1	2						4.33
			38.66												37.69
	Program Components			Factor											
	Skating Skills			1.00	5.50	6.25	6.00	5.75	6.00						5.92
	Transitions			1.00	5.75	6.50	6.25	5.50	5.75						5.92
	Performance			1.00	5.75	6.25	6.50	5.75	6.25						6.08
	Composition			1.00	6.00	6.50	6.50	5.75	6.50						6.33
	Interpretation of the Music			1.00	6.25	6.50	6.50	6.00	6.25						6.33
	Judges Total Program Component Score (factored)														30.58

Deductions	Falls: -1.00(1)	-1.00
-------------------	-----------------	--------------

x Credit for highlight distribution, base value multiplied by 1.1 ! Not clear edge

Rank	Name	Nation	Starting Number	Total Segment Score	Total Element Score	Program Component Score (factored)	Total Deductions
2	Graham NEWBERRY	GBR	12	64.01	31.51	32.50	0.00

#	Executed Elements	Info	Base Value	GOE	J1	J2	J3	J4	J5	J6	J7	J8	J9	Ref	Scores of Panel
1	3A		8.50	2.00	2	2	2	2	1						10.50
2	3Lo+2T		6.40	-0.23	-1	-1	0	0	0						6.17
3	2Lz*	*	0.00	0.00	-	-	-	-	-						0.00
4	FCSp4		3.20	0.50	2	1	1	1	1						3.70
5	CSSp4		3.00	0.17	1	1	0	0	0						3.17
6	StSq3		3.30	0.67	2	1	1	1	2						3.97
7	CCoSp4		3.50	0.50	1	1	0	1	1						4.00
			27.90												31.51
	Program Components			Factor											
	Skating Skills			1.00	6.50	5.75	6.25	6.75	6.50						6.42
	Transitions			1.00	6.50	5.50	6.50	6.50	6.00						6.33
	Performance			1.00	6.75	5.25	6.25	6.50	6.50						6.42
	Composition			1.00	7.00	5.50	6.50	6.75	6.50						6.58
	Interpretation of the Music			1.00	7.00	5.25	6.50	6.75	7.00						6.75
	Judges Total Program Component Score (factored)														32.50

Deductions		0.00
-------------------	--	-------------

* Invalid element

Golden Bear 2017

SENIOR MEN SHORT PROGRAM

JUDGES DETAILS PER SKATER

Rank	Name	Nation	Starting Number	Total Segment Score	Total Element Score	Program Component Score (factored)	Total Deductions
3	Adrien BANNISTER	ITA	7	57.72	29.64	29.08	1.00

#	Executed Elements	Info	Base Value	GOE	J1	J2	J3	J4	J5	J6	J7	J8	J9	Ref	Scores of Panel
1	3A		8.50	-1.00	-2	-1	-1	-1	-1						7.50
2	3Lz		6.00	0.00	0	-2	1	0	0						6.00
3	CCoSp4		3.50	0.33	0	1	1	1	0						3.83
4	3F<+COMBO	!	4.07	x -2.10	-3	-3	-3	-3	-3						1.97
5	StSq3		3.30	0.67	2	1	2	1	1						3.97
6	CCSp4		3.20	0.17	1	1	0	-1	0						3.37
7	FSSp4		3.00	0.00	0	0	0	0	0						3.00
			31.57												29.64
	Program Components			Factor											
	Skating Skills			1.00	6.00	6.00	5.75	5.50	5.50						5.75
	Transitions			1.00	6.00	6.25	5.50	5.25	4.75						5.58
	Performance			1.00	6.00	6.25	6.00	5.50	5.00						5.83
	Composition			1.00	6.25	6.50	6.25	5.50	5.25						6.00
	Interpretation of the Music			1.00	6.50	6.00	6.00	5.75	5.50						5.92
	Judges Total Program Component Score (factored)														29.08

Deductions	Falls: -1.00(1)	-1.00
-------------------	-----------------	--------------

< Under-rotated jump x Credit for highlight distribution, base value multiplied by 1.1 ! Not clear edge

Rank	Name	Nation	Starting Number	Total Segment Score	Total Element Score	Program Component Score (factored)	Total Deductions
4	Lukas BRITSCHGI	SUI	2	51.65	26.81	26.84	2.00

#	Executed Elements	Info	Base Value	GOE	J1	J2	J3	J4	J5	J6	J7	J8	J9	Ref	Scores of Panel
1	3T+3T		8.60	1.40	2	2	2	2	1						10.00
2	3A<<	<<	3.30	-1.50	-3	-3	-3	-3	-3						1.80
3	CCoSp4		3.50	0.50	1	1	1	1	0						4.00
4	3Lz<<	<<	2.31	x -0.90	-3	-3	-3	-3	-3						1.41
5	FCSp2		2.30	0.00	0	1	0	0	0						2.30
6	CSSp4		3.00	0.50	1	1	1	0	1						3.50
7	StSq3		3.30	0.50	1	1	1	1	1						3.80
			26.31												26.81
	Program Components			Factor											
	Skating Skills			1.00	5.75	5.75	5.00	5.50	5.00						5.42
	Transitions			1.00	5.00	5.50	5.25	5.25	4.50						5.17
	Performance			1.00	5.50	5.50	5.00	5.50	4.50						5.33
	Composition			1.00	5.50	5.75	5.25	5.50	4.75						5.42
	Interpretation of the Music			1.00	5.75	5.75	5.00	5.75	5.00						5.50
	Judges Total Program Component Score (factored)														26.84

Deductions	Falls: -2.00(2)	-2.00
-------------------	-----------------	--------------

<< Downgraded jump x Credit for highlight distribution, base value multiplied by 1.1

Golden Bear 2017

SENIOR MEN SHORT PROGRAM

JUDGES DETAILS PER SKATER

Rank	Name	Nation	Starting Number	Total Segment Score	Total Element Score	Program Component Score (factored)	Total Deductions
5	Joshua ROLS	FRA	3	46.90	23.23	23.67	0.00

#	Executed Elements	Info	Base Value	GOE	J1	J2	J3	J4	J5	J6	J7	J8	J9	Ref	Scores of Panel
1	2A		3.30	0.00	0	0	0	0	0						3.30
2	FCSp3		2.80	0.00	0	1	0	-1	0						2.80
3	3Lz	!	6.00	-1.63	-2	-2	-1	-3	-3						4.37
4	3T+2T		6.16	x -2.10	-3	-2	-3	-3	-3						4.06
5	CSSp3		2.60	0.17	1	1	0	0	0						2.77
6	CCoSp3		3.00	0.00	0	0	-1	0	0						3.00
7	StSq2		2.60	0.33	1	1	1	0	0						2.93
			26.46												23.23
	Program Components			Factor											
	Skating Skills			1.00	5.00	5.75	4.50	4.50	4.75						4.75
	Transitions			1.00	4.75	5.50	4.75	4.25	4.25						4.58
	Performance			1.00	4.75	5.25	5.00	4.50	4.50						4.75
	Composition			1.00	5.00	5.50	4.50	4.50	4.50						4.67
	Interpretation of the Music			1.00	5.25	5.25	4.75	4.50	4.75						4.92
	Judges Total Program Component Score (factored)														23.67

Deductions	0.00
-------------------	-------------

x Credit for highlight distribution, base value multiplied by 1.1 ! Not clear edge

Rank	Name	Nation	Starting Number	Total Segment Score	Total Element Score	Program Component Score (factored)	Total Deductions
6	Luc MAIERHOFER	AUT	5	44.52	18.35	26.17	0.00

#	Executed Elements	Info	Base Value	GOE	J1	J2	J3	J4	J5	J6	J7	J8	J9	Ref	Scores of Panel
1	FSSp4		3.00	0.33	0	1	1	1	0						3.33
2	1F*+2T	*	1.30	-0.60	-3	-3	-3	-3	-3						0.70
3	CCoSp4		3.50	0.17	0	1	1	0	0						3.67
4	3Lze	e	4.62	x -1.40	-2	-2	-2	-1	-2						3.22
5	2A		3.63	x 0.00	0	0	0	0	-1						3.63
6	CCSp		0.00	0.00	-	-	-	-	-						0.00
7	StSq3		3.30	0.50	1	1	1	1	1						3.80
			19.35												18.35
	Program Components			Factor											
	Skating Skills			1.00	5.75	5.75	4.50	5.25	4.50						5.17
	Transitions			1.00	5.75	5.50	4.75	5.00	4.75						5.08
	Performance			1.00	5.00	5.75	5.25	5.25	4.50						5.17
	Composition			1.00	5.50	6.00	5.25	5.00	4.75						5.25
	Interpretation of the Music			1.00	5.75	5.75	5.50	5.25	4.75						5.50
	Judges Total Program Component Score (factored)														26.17

Deductions	0.00
-------------------	-------------

* Invalid element x Credit for highlight distribution, base value multiplied by 1.1 e Wrong edge

Golden Bear 2017

SENIOR MEN SHORT PROGRAM

JUDGES DETAILS PER SKATER

Rank	Name	Nation	Starting Number	Total Segment Score	Total Element Score	Total Program Component Score (factored)	Total Deductions
7	Mate BOROCZ	HUN	8	44.22	24.13	21.09	1.00

#	Executed Elements	Info	Base Value	GOE	J1	J2	J3	J4	J5	J6	J7	J8	J9	Ref	Scores of Panel
1	3A		8.50	-3.00	-3	-3	-3	-3	-3						5.50
2	3T+2T		5.60	-1.63	-2	-2	-2	-3	-3						3.97
3	FSSp4		3.00	0.00	1	0	0	0	0						3.00
4	3F	!	5.83 x	-2.10	-3	-2	-3	-3	-3						3.73
5	CCSp3		2.80	-0.30	-1	-1	-1	-1	-2						2.50
6	StSq2		2.60	-0.17	-1	0	0	0	-1						2.43
7	CCoSp3		3.00	0.00	0	0	0	0	-2						3.00
			31.33												24.13
	Program Components			Factor											
	Skating Skills			1.00	4.75	5.50	4.50	3.75	4.00						4.42
	Transitions			1.00	4.25	5.25	4.50	3.50	3.00						4.08
	Performance			1.00	4.25	5.00	4.75	3.50	3.25						4.17
	Composition			1.00	4.50	5.00	4.75	3.50	3.50						4.25
	Interpretation of the Music			1.00	4.25	5.00	4.50	3.75	3.50						4.17
	Judges Total Program Component Score (factored)														21.09

Deductions	Falls: -1.00(1)	-1.00
-------------------	-----------------	--------------

x Credit for highlight distribution, base value multiplied by 1.1 ! Not clear edge

Rank	Name	Nation	Starting Number	Total Segment Score	Total Element Score	Total Program Component Score (factored)	Total Deductions
8	Tim HUBER	SUI	1	43.38	23.06	22.32	2.00

#	Executed Elements	Info	Base Value	GOE	J1	J2	J3	J4	J5	J6	J7	J8	J9	Ref	Scores of Panel
1	3A<<	<<	3.30	-1.50	-3	-3	-3	-3	-3						1.80
2	3Lz		6.00	-2.10	-3	-3	-3	-3	-3						3.90
3	FCSp2		2.30	0.00	0	1	0	0	-1						2.30
4	3F+2T	x	7.26 x	-1.40	-2	-1	0	-3	-3						5.86
5	CSSp4		3.00	-0.10	0	0	-1	0	-1						2.90
6	StSq3		3.30	0.00	1	0	0	0	0						3.30
7	CCoSp3		3.00	0.00	1	0	0	0	0						3.00
			28.16												23.06
	Program Components			Factor											
	Skating Skills			1.00	4.75	4.50	4.50	5.00	4.25						4.58
	Transitions			1.00	4.75	4.25	4.25	4.50	3.50						4.33
	Performance			1.00	4.00	4.25	4.50	4.75	4.00						4.25
	Composition			1.00	5.00	4.50	4.50	4.75	4.25						4.58
	Interpretation of the Music			1.00	5.00	4.25	4.75	4.75	4.25						4.58
	Judges Total Program Component Score (factored)														22.32

Deductions	Falls: -2.00(2)	-2.00
-------------------	-----------------	--------------

<< Downgraded jump x Credit for highlight distribution, base value multiplied by 1.1

Golden Bear 2017

SENIOR MEN SHORT PROGRAM

JUDGES DETAILS PER SKATER

Rank	Name	Nation	Starting Number	Total Segment Score	Total Element Score	Program Score (factored)	Total Component Score (factored)	Total Deductions
9	Alexander MASZLJANKO	HUN	9	42.06	23.56		23.50	5.00

#	Executed Elements	Info	Base Value	GOE	J1	J2	J3	J4	J5	J6	J7	J8	J9	Ref	Scores of Panel
1	3Lz		6.00	-2.10	-3	-3	-3	-3	-3						3.90
2	FCSp4		3.20	0.67	1	1	2	2	1						3.87
3	3F+COMBO	x	5.83	-2.10	-3	-3	-3	-3	-3						3.73
4	CSSp4		3.00	0.33	0	1	0	1	1						3.33
5	StSq2		2.60	0.17	0	0	1	1	0						2.77
6	2A	x	3.63	-1.50	-3	-3	-3	-3	-3						2.13
7	CCoSp4		3.50	0.33	1	1	0	1	0						3.83
			27.76												23.56
	Program Components			Factor											
	Skating Skills			1.00	5.25	4.75	5.00	4.50	4.50						4.75
	Transitions			1.00	5.00	4.50	5.25	4.25	4.25						4.58
	Performance			1.00	4.25	4.50	5.25	4.50	4.25						4.42
	Composition			1.00	5.00	4.75	5.25	4.50	4.50						4.75
	Interpretation of the Music			1.00	5.50	4.75	5.50	4.75	4.25						5.00
	Judges Total Program Component Score (factored)														23.50

Deductions	Time violation: -1.00	Falls: -4.00(3)	-5.00
-------------------	-----------------------	-----------------	--------------

x Credit for highlight distribution, base value multiplied by 1.1

Rank	Name	Nation	Starting Number	Total Segment Score	Total Element Score	Program Score (factored)	Total Component Score (factored)	Total Deductions
10	Marco KLEPOCH	SVK	4	41.76	20.43		22.33	1.00

#	Executed Elements	Info	Base Value	GOE	J1	J2	J3	J4	J5	J6	J7	J8	J9	Ref	Scores of Panel
1	3Lz<	!	4.20	-2.10	-3	-3	-3	-3	-3						2.10
2	CCoSp3		3.00	0.00	0	0	0	0	0						3.00
3	3F<+2T	<	5.00	-2.10	-3	-2	-3	-3	-3						2.90
4	StSq3		3.30	0.00	1	0	0	0	0						3.30
5	2A	x	3.63	0.00	0	0	0	0	0						3.63
6	FCSp3		2.80	0.00	0	1	0	0	0						2.80
7	CSSp4		3.00	-0.30	-1	0	-2	-1	-1						2.70
			24.93												20.43
	Program Components			Factor											
	Skating Skills			1.00	4.50	4.50	4.25	4.50	4.50						4.50
	Transitions			1.00	4.25	4.50	4.75	4.25	4.25						4.33
	Performance			1.00	4.25	4.25	4.50	4.50	4.50						4.42
	Composition			1.00	4.75	4.50	4.75	4.25	4.50						4.58
	Interpretation of the Music			1.00	4.50	4.25	5.00	4.50	4.50						4.50
	Judges Total Program Component Score (factored)														22.33

Deductions	Falls: -1.00(1)	-1.00
-------------------	-----------------	--------------

< Under-rotated jump x Credit for highlight distribution, base value multiplied by 1.1 ! Not clear edge

Golden Bear 2017

SENIOR MEN SHORT PROGRAM

JUDGES DETAILS PER SKATER

Rank	Name	Nation	Starting Number	Total Segment Score	Total Element Score	Program Score (factored)	Total Component Score (factored)	Total Deductions
11	Manuel DRECHSLER	AUT	6	37.30	17.96		20.34	1.00

#	Executed Elements	Info	Base Value	GOE	J1	J2	J3	J4	J5	J6	J7	J8	J9	Ref	Scores of Panel
1	FCSp1		1.90	0.00	0	0	0	-1	0						1.90
2	3T+2Lo<<	<<	4.80	-2.10	-3	-3	-3	-3	-3						2.70
3	3S		4.40	-2.10	-3	-3	-3	-3	-3						2.30
4	StSq2		2.60	-0.17	0	-1	-1	0	0						2.43
5	2A	x	3.63	0.00	0	0	0	0	0						3.63
6	CCoSp3		3.00	-0.10	0	0	-1	0	-1						2.90
7	CSSp3		2.60	-0.50	-1	-1	-2	-2	-2						2.10
			22.93												17.96
	Program Components			Factor											
	Skating Skills			1.00	4.25	4.25	3.75	4.50	4.25						4.25
	Transitions			1.00	4.00	4.00	3.75	4.25	3.25						3.92
	Performance			1.00	3.75	4.00	4.00	4.25	3.75						3.92
	Composition			1.00	4.00	4.25	4.25	4.25	4.00						4.17
	Interpretation of the Music			1.00	4.00	4.25	4.00	4.25	3.75						4.08
	Judges Total Program Component Score (factored)														20.34

Deductions	Falls: -1.00(1)	-1.00
-------------------	-----------------	--------------

<< Downgraded jump x Credit for highlight distribution, base value multiplied by 1.1

printed: 30.10.2017. 9:40:45

Golden Bear 2017

PANEL OF JUDGES

SENIOR MEN - FREE SKATING

Officials

Technical Controller	Ms. Elisabetta BIGNARDI	ITA
Technical Specialist	Ms. Tamara DOROFJEV	HUN
Assistant Technical Specialist	Ms. Ivana JAKUPCEVIC MARINKOVIC	CRO

Judges

Referee	Mr. Teri SEDEJ	SLO
Judges	Mr. Josip CEROVAC	CRO
	Ms. Lovorka KODRIN	CRO
	Ms. Miluse SAFRANKOVA	CZE
	Mr. Balazs GRENCZER	HUN
	Ms. Denise GALLANDAT	SUI

Data/Replay Operator

	Mr. Tomislav BISCAN	CRO
	Ms. Natasa BAHAT	CRO

Golden Bear 2017

RESULTS

SENIOR MEN FINAL RESULT

Pl. Name		Nation	Total Score	SP	FS
1 Daniel GRASSL		ITA	198.18	1	1
2 Graham NEWBERRY	YGA	GBR	184.85	2	2
3 Lukas BRITSCHGI		SUI	163.73	4	3
4 Adrien BANNISTER	ICL	ITA	161.95	3	4
5 Luc MAIERHOFER	EKE	AUT	144.49	6	5
6 Marco KLEPOCH		SVK	136.60	10	6
7 Joshua ROLS		FRA	130.77	5	8
8 Mate BOROCZ		HUN	130.69	7	7
9 Tim HUBER		SUI	120.05	8	11
10 Alexander MASZLJANKO		HUN	119.31	9	10
11 Manuel DRECHSLER	EVF	AUT	117.57	11	9
Withdrawn					
Albert MUCK		AUT			

Mr. Teri SEDEJ SLO


Referee

Printed: 10/29/2017 4:08:45PM



Ms. Elisabetta BIGNARDI ITA

Technical Controller



SENIOR MEN

RESULT DETAILS FREE SKATING

Pl.	Name	Nation	Total Segment Score =	Total Element Score +	Tot. Prog. Comp. Score * +	SS	TR	PE	CO	IN	Deduct. -
1	Daniel GRASSL	ITA	130.91	67.07	63.84	6.17	6.25	6.42	6.50	6.58	0.00
2	Graham NEWBERRY	GBR	120.84	57.50	64.34	6.58	6.17	6.25	6.50	6.67	1.00
3	Lukas BRITSCHGI	SUI	112.08	55.10	57.98	5.58	5.58	5.75	6.00	6.08	1.00
4	Adrien BANNISTER	ITA	104.23	48.89	55.34	5.58	5.42	5.42	5.50	5.75	0.00
5	Luc MAIERHOFER	AUT	99.97	50.95	51.02	5.17	5.00	5.00	5.17	5.17	2.00
6	Marco KLEPOCH	SVK	94.84	50.02	44.82	4.58	4.25	4.50	4.50	4.58	0.00
7	Mate BOROCZ	HUN	86.47	43.47	43.00	4.58	4.00	4.17	4.42	4.33	0.00
8	Joshua ROLS	FRA	83.87	38.37	45.50	4.58	4.33	4.50	4.67	4.67	0.00
9	Manuel DRECHSLER	AUT	80.27	40.45	39.82	4.25	3.83	3.92	4.08	3.83	0.00
10	Alexander MASZLJANKO	HUN	77.25	36.25	43.00	4.67	4.17	4.08	4.50	4.08	2.00
11	Tim HUBER	SUI	76.67	36.51	42.16	4.33	4.08	3.92	4.42	4.33	2.00

SS = Skating Skills

TR = Transitions

PE = Performance

CO = Composition

IN = Interpretation of the Music

* = factored score

Printed: 30.10.2017. 9:59:37

Golden Bear 2017

SENIOR MEN FREE SKATING

JUDGES DETAILS PER SKATER

Rank	Name	Nation	Starting Number	Total Segment Score	Total Element Score	Program Score (factored)	Total Component Score (factored)	Total Deductions
1	Daniel GRASSL	ITA	11	130.91	67.07		63.84	0.00

#	Executed Elements	Info	Base Value	GOE	J1	J2	J3	J4	J5	J6	J7	J8	J9	Ref	Scores of Panel
1	3A<	<	5.90	-3.00	-3	-3	-3	-3	-3						2.90
2	2A		3.30	0.33	0	1	1	0	1						3.63
3	FCCoSp4		3.50	0.33	0	1	1	0	1						3.83
4	CSSp4		3.00	0.00	0	1	0	0	0						3.00
5	StSq3		3.30	0.17	1	0	0	0	1						3.47
6	2A		3.63	x 0.00	0	0	0	0	0						3.63
7	3Lz+3T<	!	9.90	x -0.93	-2	-1	-1	-1	-3						8.97
8	3F+1Lo+3S		11.22	x 0.47	0	1	1	1	0						11.69
9	3Lo		5.61	x 0.23	1	0	1	0	0						5.84
10	3Lz+2Lo		8.58	x 0.00	0	0	0	0	-1						8.58
11	ChSq1		2.00	0.23	2	0	0	0	1						2.23
12	3F	!	5.83	x -0.70	-1	-1	-1	-1	-1						5.13
13	CCoSp4		3.50	0.67	3	2	1	0	1						4.17
			69.27												67.07
Program Components				Factor											
Skating Skills				2.00	6.00	6.50	6.00	6.50	5.50						6.17
Transitions				2.00	6.25	6.50	6.25	6.25	5.75						6.25
Performance				2.00	6.25	6.75	6.50	6.50	5.75						6.42
Composition				2.00	6.50	6.50	6.50	6.75	5.75						6.50
Interpretation of the Music				2.00	7.00	6.50	6.50	6.75	6.00						6.58
Judges Total Program Component Score (factored)															63.84

Deductions	0.00
-------------------	-------------

< Under-rotated jump x Credit for highlight distribution, base value multiplied by 1.1 ! Not clear edge

Rank	Name	Nation	Starting Number	Total Segment Score	Total Element Score	Program Score (factored)	Total Component Score (factored)	Total Deductions
2	Graham NEWBERRY	GBR	10	120.84	57.50		64.34	1.00

#	Executed Elements	Info	Base Value	GOE	J1	J2	J3	J4	J5	J6	J7	J8	J9	Ref	Scores of Panel
1	3A<	<	5.90	-3.00	-3	-3	-3	-3	-3						2.90
2	2A+1Lo+3S		8.20	0.70	1	1	1	1	1						8.90
3	3Fe+3T<	e	6.70	-2.10	-3	-2	-3	-3	-3						4.60
4	FCSp2		2.30	0.50	1	1	1	1	0						2.80
5	3S+2T		5.70	-0.47	0	-1	0	-1	-1						5.23
6	StSq3		3.30	0.50	1	1	1	1	2						3.80
8	3Lz		6.60	x -0.70	-1	-1	-2	-1	0						5.90
9	3Lo		5.61	x -0.23	-1	-1	0	0	0						5.38
10	CCoSp4		3.50	0.17	-1	0	0	1	1						3.67
11	3T		4.73	x 0.23	1	0	0	1	0						4.96
12	2A		3.63	x 0.00	0	1	0	0	0						3.63
13	FCCoSp3		3.00	0.50	1	1	1	1	1						3.50
14	ChSq1		2.00	0.23	1	0	0	0	3						2.23
			61.17												57.50
Program Components				Factor											
Skating Skills				2.00	6.75	6.25	5.50	6.75	6.75						6.58
Transitions				2.00	6.25	5.75	5.50	6.50	7.00						6.17
Performance				2.00	6.00	6.00	5.75	6.75	7.00						6.25
Composition				2.00	6.50	6.25	6.00	6.75	7.50						6.50
Interpretation of the Music				2.00	6.75	6.25	6.00	7.00	7.75						6.67
Judges Total Program Component Score (factored)															64.34

Deductions	Falls: -1.00(1)	-1.00
-------------------	-----------------	--------------

< Under-rotated jump x Credit for highlight distribution, base value multiplied by 1.1 e Wrong edge

Golden Bear 2017

SENIOR MEN FREE SKATING

JUDGES DETAILS PER SKATER

Rank	Name	Nation	Starting Number	Total Segment Score	Total Element Score	Program Score (factored)	Total Component Score (factored)	Total Deductions
3	Lukas BRITSCHGI	SUI	8	112.08	55.10		57.98	1.00

#	Executed Elements	Info	Base Value	GOE	J1	J2	J3	J4	J5	J6	J7	J8	J9	Ref	Scores of Panel
1	3A<	<	5.90	-3.00	-3	-3	-3	-3	-3						2.90
2	3Lz+1Lo+3S		10.90	-1.63	-2	-2	-2	-3	-3						9.27
3	3Lo		5.10	0.47	1	1	2	0	0						5.57
4	3S+2T		5.70	0.23	1	0	1	0	0						5.93
5	FCCoSp4		3.50	0.50	2	1	1	0	1						4.00
6	3T+3T		8.60	-0.93	-1	-1	-2	-2	-1						7.67
7	3Lz*	*	0.00	x 0.00	-	-	-	-	-						0.00
8	StSq3		3.30	0.83	2	2	2	0	1						4.13
9	2A		3.63	x 0.00	-1	0	0	0	0						3.63
10	3Fe	e	4.07	x -2.10	-3	-1	-3	-3	-3						1.97
11	CSSp4		3.00	0.33	1	1	0	0	1						3.33
12	ChSq1		2.00	0.70	1	2	1	0	1						2.70
13	CCoSp4		3.50	0.50	1	2	0	1	1						4.00
			59.20												55.10
Program Components				Factor											
Skating Skills				2.00	5.75	6.25	5.50	5.25	5.50						5.58
Transitions				2.00	5.25	6.00	6.00	5.00	5.50						5.58
Performance				2.00	5.50	6.25	6.00	5.25	5.75						5.75
Composition				2.00	5.75	6.00	6.25	5.25	6.25						6.00
Interpretation of the Music				2.00	6.25	6.00	6.25	5.25	6.00						6.08
Judges Total Program Component Score (factored)															57.98

Deductions	Falls: -1.00(1)	-1.00
-------------------	-----------------	--------------

< Under-rotated jump * Invalid element x Credit for highlight distribution, base value multiplied by 1.1 e Wrong edge

Rank	Name	Nation	Starting Number	Total Segment Score	Total Element Score	Program Score (factored)	Total Component Score (factored)	Total Deductions
4	Adrien BANNISTER	ITA	9	104.23	48.89		55.34	0.00

#	Executed Elements	Info	Base Value	GOE	J1	J2	J3	J4	J5	J6	J7	J8	J9	Ref	Scores of Panel
1	3A		8.50	-3.00	-3	-2	-3	-3	-3						5.50
2	3Lz+2T		7.30	0.23	1	0	2	0	0						7.53
3	3F+1Lo+2S		7.10	-1.63	-2	-2	0	-3	-3						5.47
4	CCoSp4		3.50	0.00	0	0	0	0	1						3.50
5	FSSp4		3.00	0.17	1	1	0	0	0						3.17
6	3S		4.40	0.00	0	1	0	0	0						4.40
7	1Lz	x	0.66	-0.07	0	0	-3	-1	-1						0.59
8	2Lo	x	1.98	-0.30	-1	-1	0	-1	-1						1.68
9	StSq3		3.30	0.33	1	1	0	1	0						3.63
10	3T	x	4.73	0.47	1	0	1	1	0						5.20
11	3S+REP	x	3.39	-0.70	-1	-1	-1	-2	-1						2.69
12	ChSq1		2.00	0.00	0	1	0	0	0						2.00
13	CCSp4		3.20	0.33	1	1	1	0	0						3.53
			53.06												48.89
Program Components				Factor											
Skating Skills				2.00	6.00	5.75	5.25	5.75	5.00						5.58
Transitions				2.00	5.75	5.25	5.50	5.50	4.50						5.42
Performance				2.00	5.50	6.00	5.25	5.50	4.75						5.42
Composition				2.00	6.00	5.50	5.50	5.50	5.00						5.50
Interpretation of the Music				2.00	6.00	6.00	5.50	5.75	4.75						5.75
Judges Total Program Component Score (factored)															55.34

Deductions		0.00
-------------------	--	-------------

x Credit for highlight distribution, base value multiplied by 1.1 REP Jump repetition

Golden Bear 2017

SENIOR MEN FREE SKATING

JUDGES DETAILS PER SKATER

Rank	Name	Nation	Starting Number	Total Segment Score	Total Element Score	Program Score (factored)	Total Component Score (factored)	Total Deductions
5	Luc MAIERHOFER	AUT	6	99.97	50.95		51.02	2.00

#	Executed Elements	Info	Base Value	GOE	J1	J2	J3	J4	J5	J6	J7	J8	J9	Ref	Scores of Panel	
1	2A		3.30	0.17	0	0	1	1	0						3.47	
2	3Lz+3T<	!	9.00	-1.40	-2	-2	-1	-2	-3						7.60	
3	3Lz	!	6.00	-0.70	0	-1	-1	-1	-1						5.30	
4	CCoSp4		3.50	0.00	1	0	0	0	0						3.50	
5	2A		3.30	0.00	0	0	0	0	0						3.30	
6	StSq3		3.30	0.17	0	0	1	0	1						3.47	
7	3Lo+2T		7.04	x 0.47	1	0	1	1	0						7.51	
8	3F		5.83	x -2.10	-3	-3	-3	-3	-3						3.73	
9	CSSp4		3.00	0.17	1	1	0	0	0						3.17	
10	3Lo		5.61	x -2.10	-3	-3	-3	-3	-3						3.51	
11	2F		2.09	x 0.00	0	0	1	0	0						2.09	
12	ChSq1		2.00	0.00	-1	0	0	0	0						2.00	
13	FCSp2		2.30	0.00	-1	0	0	0	0						2.30	
			56.27												50.95	
Program Components			Factor													
Skating Skills			2.00			5.50	5.25	4.75	5.00	5.25						5.17
Transitions			2.00			5.25	4.75	5.25	4.75	5.00						5.00
Performance			2.00			5.00	4.50	5.25	5.00	5.00						5.00
Composition			2.00			5.25	4.75	5.25	5.00	5.50						5.17
Interpretation of the Music			2.00			5.00	4.50	5.50	5.00	5.50						5.17
Judges Total Program Component Score (factored)																51.02

Deductions	Falls: -2.00(2)	-2.00
-------------------	-----------------	--------------

< Under-rotated jump x Credit for highlight distribution, base value multiplied by 1.1 ! Not clear edge

Rank	Name	Nation	Starting Number	Total Segment Score	Total Element Score	Program Score (factored)	Total Component Score (factored)	Total Deductions
6	Marco KLEPOCH	SVK	2	94.84	50.02		44.82	0.00

#	Executed Elements	Info	Base Value	GOE	J1	J2	J3	J4	J5	J6	J7	J8	J9	Ref	Scores of Panel	
1	3Lz<	!	4.20	-1.87	-3	-2	-3	-1	-3						2.33	
2	3F		5.30	-1.17	-2	-1	-2	-1	-2						4.13	
3	3Lo+2T		6.40	0.00	0	0	0	0	-1						6.40	
4	FSSp3		2.60	-0.10	-1	0	-1	0	0						2.50	
5	CCoSp4		3.50	0.33	0	1	1	1	0						3.83	
6	3Lo		5.10	0.00	0	0	0	0	0						5.10	
7	StSq2		2.60	0.00	0	0	0	0	0						2.60	
8	3S+2T+1Lo		6.82	x -0.70	-1	-1	-1	-1	-1						6.12	
9	3S		4.84	x 0.00	0	0	0	0	0						4.84	
10	2A+1A+SEQ		3.87	x -0.33	-1	-1	0	0	-1						3.54	
11	2A		3.63	x 0.00	1	0	0	0	0						3.63	
12	ChSq1		2.00	0.00	0	0	0	0	0						2.00	
13	FCCoSp3		3.00	0.00	-1	0	0	0	0						3.00	
			53.86												50.02	
Program Components			Factor													
Skating Skills			2.00			4.75	4.50	4.50	4.50	4.75						4.58
Transitions			2.00			4.25	4.25	4.50	4.00	4.25						4.25
Performance			2.00			4.75	4.50	4.50	4.25	4.50						4.50
Composition			2.00			4.50	4.50	4.75	4.25	4.50						4.50
Interpretation of the Music			2.00			4.75	4.50	4.75	4.50	4.50						4.58
Judges Total Program Component Score (factored)																44.82

Deductions		0.00
-------------------	--	-------------

< Under-rotated jump x Credit for highlight distribution, base value multiplied by 1.1 ! Not clear edge

Golden Bear 2017

SENIOR MEN FREE SKATING

JUDGES DETAILS PER SKATER

Rank	Name	Nation	Starting Number	Total Segment Score	Total Element Score	Program Score (factored)	Total Component Score (factored)	Total Deductions
7	Mate BOROCZ	HUN	5	86.47	43.47		43.00	0.00

#	Executed Elements	Info	Base Value	GOE	J1	J2	J3	J4	J5	J6	J7	J8	J9	Ref	Scores of Panel
1	1A		1.10	-0.07	-1	0	0	-1	0						1.03
2	3F		5.30	0.00	1	0	0	0	0						5.30
3	3Lo+2T		6.40	0.23	0	1	1	0	0						6.63
4	CCoSp4		3.50	-0.10	-1	0	0	0	-1						3.40
5	3T+1Lo+2S		6.10	-1.40	-2	-1	-2	-2	-2						4.70
6	2A		3.30	-0.17	0	0	0	-1	-1						3.13
7	StSq2		2.60	0.00	0	0	0	0	0						2.60
8	CCSp2		2.30	-0.40	-2	-1	-1	-1	-2						1.90
9	3Lo		5.61	x -1.17	-2	-1	-1	-2	-2						4.44
10	2A		3.63	x -0.83	-2	-1	-2	-2	-1						2.80
11	3S<	<	3.41	x -0.70	-1	-1	-1	-1	-2						2.71
12	ChSq1		2.00	-0.17	-1	0	0	0	-1						1.83
13	FSSp4		3.00	0.00	0	0	0	0	0						3.00
			48.25												43.47
Program Components				Factor											
Skating Skills				2.00	4.75	5.25	4.50	4.25	4.50						4.58
Transitions				2.00	4.00	4.75	4.25	3.75	3.75						4.00
Performance				2.00	4.25	5.00	4.25	4.00	3.75						4.17
Composition				2.00	4.50	5.00	4.50	4.00	4.25						4.42
Interpretation of the Music				2.00	4.25	4.75	4.50	3.75	4.25						4.33
Judges Total Program Component Score (factored)															43.00

Deductions	0.00
-------------------	-------------

< Under-rotated jump x Credit for highlight distribution, base value multiplied by 1.1

Rank	Name	Nation	Starting Number	Total Segment Score	Total Element Score	Program Score (factored)	Total Component Score (factored)	Total Deductions
8	Joshua ROLS	FRA	7	83.87	38.37		45.50	0.00

#	Executed Elements	Info	Base Value	GOE	J1	J2	J3	J4	J5	J6	J7	J8	J9	Ref	Scores of Panel
1	2A		3.30	0.17	1	0	1	0	0						3.47
2	3F		5.30	-1.63	-2	-1	-3	-3	-2						3.67
3	FCCoSp2		2.50	0.00	0	0	0	0	-2						2.50
4	3T+2T		5.60	-0.70	0	-1	-1	-1	-1						4.90
5	2F+2T		3.20	0.00	0	0	0	0	0						3.20
6	2Lz		2.10	0.00	0	1	0	0	-1						2.10
7	CCoSp3		3.00	-0.20	-1	0	-1	0	-1						2.80
8	2S+1Lo+2S		3.41	x -0.20	-1	-1	0	-1	-1						3.21
9	2A		3.63	x 0.00	0	0	0	0	0						3.63
10	StSq1		1.80	0.00	-1	0	0	0	0						1.80
11	ChSq1		2.00	0.00	0	1	0	0	0						2.00
12	2F		2.09	x 0.00	1	0	0	0	0						2.09
13	CSSp4		3.00	0.00	0	0	0	0	0						3.00
			40.93												38.37
Program Components				Factor											
Skating Skills				2.00	4.75	4.50	3.75	4.50	4.75						4.58
Transitions				2.00	4.00	4.50	4.25	4.25	4.50						4.33
Performance				2.00	4.50	4.75	4.50	4.50	4.50						4.50
Composition				2.00	4.75	4.75	4.50	4.50	4.75						4.67
Interpretation of the Music				2.00	4.00	4.75	4.75	4.50	4.75						4.67
Judges Total Program Component Score (factored)															45.50

Deductions	0.00
-------------------	-------------

x Credit for highlight distribution, base value multiplied by 1.1

Golden Bear 2017

SENIOR MEN FREE SKATING

JUDGES DETAILS PER SKATER

Rank	Name	Nation	Starting Number	Total Segment Score	Total Element Score	Program Score (factored)	Total Component Score (factored)	Total Deductions
9	Manuel DRECHSLER	AUT	1	80.27	40.45		39.82	0.00

#	Executed Elements	Info	Base Value	GOE	J1	J2	J3	J4	J5	J6	J7	J8	J9	Ref	Scores of Panel
1	3T+2Lo		6.10	-0.23	-1	0	0	0	-1						5.87
2	3F		5.30	-1.40	-2	-2	-2	-3	-2						3.90
3	2F+2Lo		3.70	0.00	0	0	0	0	-1						3.70
4	1A		1.10	0.00	0	0	0	0	0						1.10
5	FCSp1		1.90	-0.30	-1	-1	-1	0	-1						1.60
6	2A		3.30	-0.33	-1	0	0	-1	-1						2.97
7	StSq2		2.60	-0.17	-1	-1	0	0	0						2.43
8	3Lo		5.61	x 0.00	1	0	0	0	0						5.61
9	CCoSp3		3.00	0.00	1	0	0	0	0						3.00
10	ChSq1		2.00	0.00	0	0	0	0	0						2.00
11	3S		4.84	x 0.00	0	0	0	-1	0						4.84
12	3T<<	<<	1.43	x -0.60	-3	-3	-3	-3	-3						0.83
13	CSSp3		2.60	0.00	0	0	-1	0	0						2.60
			43.48												40.45
Program Components				Factor											
Skating Skills				2.00	4.25	4.50	4.00	4.00	4.50						4.25
Transitions				2.00	3.50	4.00	3.75	3.75	4.00						3.83
Performance				2.00	3.50	4.00	4.00	3.75	4.25						3.92
Composition				2.00	3.75	4.00	4.25	4.00	4.50						4.08
Interpretation of the Music				2.00	3.50	3.75	4.00	3.75	4.25						3.83
Judges Total Program Component Score (factored)															39.82

Deductions	0.00
-------------------	-------------

<< Downgraded jump x Credit for highlight distribution, base value multiplied by 1.1

Rank	Name	Nation	Starting Number	Total Segment Score	Total Element Score	Program Score (factored)	Total Component Score (factored)	Total Deductions
10	Alexander MASZLJANKO	HUN	3	77.25	36.25		43.00	2.00

#	Executed Elements	Info	Base Value	GOE	J1	J2	J3	J4	J5	J6	J7	J8	J9	Ref	Scores of Panel
1	3Lo+2T		6.40	-0.47	-1	0	0	-1	-1						5.93
2	3Lz		6.00	-0.93	-1	-1	0	-2	-2						5.07
3	3F		5.30	-2.10	-3	-3	-3	-3	-3						3.20
4	FCCoSp4		3.50	0.17	0	0	1	0	1						3.67
5	2Lo		1.80	-0.10	-1	-1	0	0	0						1.70
6	2A		3.63	x -0.50	-1	-1	0	-1	-1						3.13
7	StSq3		3.30	0.00	0	0	0	0	0						3.30
8	3Lz<+REP	<	3.23	x -2.10	-3	-3	-3	-3	-3						1.13
9	1A		1.21	x -0.40	-2	-2	-2	-3	-2						0.81
10	CCoSp3		3.00	0.00	1	0	0	0	0						3.00
11	ChSq1		2.00	0.00	0	0	0	0	-1						2.00
12	1S		0.44	x -0.30	-3	-2	-3	-3	-3						0.14
13	CSSp4		3.00	0.17	1	1	0	0	0						3.17
			42.81												36.25
Program Components				Factor											
Skating Skills				2.00	5.00	4.75	4.75	3.75	4.50						4.67
Transitions				2.00	4.25	4.25	4.50	3.50	4.00						4.17
Performance				2.00	3.75	4.25	4.50	3.50	4.25						4.08
Composition				2.00	4.50	4.50	4.75	3.50	4.50						4.50
Interpretation of the Music				2.00	3.75	4.25	4.75	3.75	4.25						4.08
Judges Total Program Component Score (factored)															43.00

Deductions	Falls: -2.00(2)	-2.00
-------------------	-----------------	--------------

< Under-rotated jump x Credit for highlight distribution, base value multiplied by 1.1 REP Jump repetition

Golden Bear 2017

SENIOR MEN FREE SKATING

JUDGES DETAILS PER SKATER

Rank	Name	Nation	Starting Number	Total Segment Score	Total Element Score	Program Score (factored)	Total Component Score (factored)	Total Deductions
11	Tim HUBER	SUI	4	76.67	36.51		42.16	2.00

#	Executed Elements	Info	Base Value	GOE	J1	J2	J3	J4	J5	J6	J7	J8	J9	Ref	Scores of Panel
1	1A		1.10	0.00	0	0	0	0	0						1.10
2	3A		8.50	-3.00	-3	-3	-3	-3	-3						5.50
3	3Lz+3T		10.30	0.47	1	0	1	1	-2						10.77
4	3Lo		5.10	-1.87	-2	-2	-3	-3	-3						3.23
5	FCSp		0.00	0.00	-	-	-	-	-						0.00
6	1F		0.50	-0.07	-1	0	0	-1	-1						0.43
7	3S		4.40	-1.87	-2	-2	-3	-3	-3						2.53
8	1Lz	x	0.66	-0.07	-1	0	0	-1	-1						0.59
9	CSSp3		2.60	-0.20	0	-1	-1	0	-1						2.40
10	StSq3		3.30	0.17	1	1	0	0	0						3.47
11	ChSq1		2.00	0.00	1	0	0	0	0						2.00
12	3S+REP	x	3.39	-2.10	-3	-3	-3	-3	-3						1.29
13	CCoSp4		3.50	-0.30	-1	-1	-1	0	-2						3.20
			45.35												36.51
	Program Components			Factor											
	Skating Skills			2.00	4.75	4.50	4.00	4.00	4.50						4.33
	Transitions			2.00	4.25	4.50	3.75	3.50	4.25						4.08
	Performance			2.00	3.75	4.00	4.00	3.50	4.25						3.92
	Composition			2.00	4.75	4.50	4.25	3.75	4.50						4.42
	Interpretation of the Music			2.00	4.75	4.50	4.25	3.75	4.25						4.33
	Judges Total Program Component Score (factored)														42.16

Deductions	Falls: -2.00(2)	-2.00
-------------------	-----------------	--------------

x Credit for highlight distribution, base value multiplied by 1.1 REP Jump repetition

printed: 30.10.2017. 9:41:17

Golden Bear 2017

SENIOR LADIES

Velesajam	28 lis 2017 29 lis 2017	Short Program Free Skating
------------------	----------------------------	-------------------------------

Size of Skating Area	:	30m*60m
Ice Conditions	:	very good
Number of Entries	:	17
Number of Participants	:	17

Entry Withdrawn	:	
-----------------	---	--

Short Program			
Duration	:	2:40	+ - 10 Sec.
Segment Factor	:	1,00	
Program Component Factors			
		Skating Skills	0.80
		Transitions	0.80
		Performance	0.80
		Composition	0.80
		Interpretation of the Music	0.80

Free Skating			
Duration	:	4:00	+ - 10 Sec.
Segment Factor	:	1,00	
Program Components Factors			
		Skating Skills	1.60
		Transitions	1.60
		Performance	1.60
		Composition	1.60
		Interpretation of the Music	1.60

Golden Bear 2017

PANEL OF JUDGES

SENIOR LADIES - SHORT PROGRAM

Officials

Technical Controller	Ms. Eva SZILAGY	HUN
Technical Specialist	Ms. Sandra PAVICIC	CRO
Assistant Technical Specialist	Ms. Eva SONNLEITNER	AUT

Judges

Referee	Mr. Teri SEDEJ	SLO
Judges	Ms. Veronique GOSSELIN	CAN
	Mr. Josip CEROVAC	CRO
	Ms. Mirna GRUBISIC	CRO
	Mr. Balazs GRENCZER	HUN
	Ms. Halla BJORG SIGURTHORSDOTTIR	ISL

Data/Replay Operator

	Mr. Tomislav BISCAN	CRO
	Ms. Natasa BAHAT	CRO

Golden Bear 2017

RESULTS

SENIOR LADIES AFTER SHORT PROGRAM

Pl. Name		Nation	Total Score	SP	FS
1 Dasa GRM		SLO	49.42	1	
2 Diana NIKITINA	CEL	LAT	48.40	2	
3 Kristen SPOURS		GBR	46.15	3	
4 Giada RUSSO		ITA	44.95	4	
5 Matilda ALGOTSSON		SWE	44.29	5	
6 Cassandra JOHANSSON		SWE	41.97	6	
7 Sophia SCHALLER		AUT	41.65	7	
8 Daria JAKAB		HUN	41.63	8	
9 Nina POLSAK		SLO	34.54	9	
10 Romana KAISER		LIE	33.76	10	
11 Kerstin FRANK	WEV	AUT	32.08	11	
12 Zahra LARI		UAE	29.57	12	
13 Eva Dogg SAEMUNSDOTTIR		ISL	27.89	13	
14 Ursa KRUSEC		SLO	20.18	14	
15 Maria VINOGRADOVA		SVK	19.77	15	
16 Romana GRGIC	LDA	CRO	12.26	16	
Withdrawn					
Guia Maria TAGLIAPIETRA		ITA			

Mr. Teri SEDEJ SLO

Referee

Printed: 10/28/2017 9:24:26PM

Ms. Eva SZILAGY HUN

Technical Controller

SENIOR LADIES

RESULT DETAILS SHORT PROGRAM

Pl.	Name	Nation	Total Segment Score =	Total Element Score +	Tot. Prog. Comp. Score * +	SS	TR	PE	CO	IN	Deduct. -
1	Dasa GRM	SLO	49.42	26.62	23.80	5.83	5.42	6.17	6.00	6.33	1.00
2	Diana NIKITINA	LAT	48.40	26.20	22.20	5.58	5.42	5.50	5.58	5.67	0.00
3	Kristen SPOURS	GBR	46.15	24.87	21.28	5.42	4.92	5.67	5.25	5.33	0.00
4	Giada RUSSO	ITA	44.95	21.23	23.72	5.83	5.75	5.42	6.33	6.33	0.00
5	Matilda ALGOTSSON	SWE	44.29	23.69	21.60	5.67	5.08	5.25	5.42	5.58	1.00
6	Cassandra JOHANSSON	SWE	41.97	22.77	19.20	4.75	4.58	4.83	4.92	4.92	0.00
7	Sophia SCHALLER	AUT	41.65	21.73	20.92	5.33	5.00	5.00	5.33	5.50	1.00
8	Daria JAKAB	HUN	41.63	21.57	20.06	5.00	4.92	5.00	5.08	5.08	0.00
9	Nina POLSAK	SLO	34.54	18.90	16.64	4.00	3.83	4.33	4.33	4.33	1.00
10	Romana KAISER	LIE	33.76	16.04	17.72	4.50	4.33	4.25	4.58	4.50	0.00
11	Kerstin FRANK	AUT	32.08	13.08	19.00	5.00	4.50	4.42	4.83	5.00	0.00
12	Zahra LARI	UAE	29.57	14.45	16.12	4.08	3.83	4.00	4.17	4.08	1.00
13	Eva Dogg SAEMUNSDOTTIR	ISL	27.89	13.35	14.54	3.75	3.50	3.33	3.67	3.92	0.00
14	Ursa KRUSEC	SLO	20.18	9.58	10.60	2.67	2.42	2.50	2.83	2.83	0.00
15	Maria VINOGRADOVA	SVK	19.77	7.51	12.26	2.92	3.00	2.83	3.25	3.33	0.00
16	Romana GRGIC	CRO	12.26	3.40	8.86	2.33	2.08	2.08	2.42	2.17	0.00

SS = Skating Skills

TR = Transitions

PE = Performance

CO = Composition

IN = Interpretation of the Music

* = factored score

Printed: 30.10.2017. 9:59:41

Golden Bear 2017

SENIOR LADIES SHORT PROGRAM

JUDGES DETAILS PER SKATER

Rank	Name	Nation	Starting Number	Total Segment Score	Total Element Score	Total Program Component Score (factored)	Total Deductions
1	Dasa GRM	SLO	14	49.42	26.62	23.80	1.00

#	Executed Elements	Info	Base Value	GOE	J1	J2	J3	J4	J5	J6	J7	J8	J9	Ref	Scores of Panel
1	3F+2T		6.60	-0.47	1	-1	-1	-2	0						6.13
2	CSp4		2.60	0.83	2	2	2	1	1						3.43
3	FSSp4		3.00	0.33	0	1	0	1	1						3.33
4	3T		4.73	x -2.10	-3	-3	-3	-3	-3						2.63
5	2A		3.63	x 0.50	1	1	1	0	1						4.13
6	StSq3		3.30	0.67	1	2	2	1	1						3.97
7	CCoSp3		3.00	0.00	0	0	0	-1	0						3.00
			26.86												26.62
	Program Components			Factor											
	Skating Skills			0.80	5.75	6.00	6.00	5.75	5.75						5.83
	Transitions			0.80	6.00	5.75	5.25	5.25	5.25						5.42
	Performance			0.80	6.25	6.75	5.75	5.50	6.50						6.17
	Composition			0.80	6.00	6.50	6.00	5.75	6.00						6.00
	Interpretation of the Music			0.80	6.25	6.75	6.25	5.75	6.50						6.33
	Judges Total Program Component Score (factored)														23.80

Deductions	Falls: -1.00(1)	-1.00
-------------------	-----------------	--------------

x Credit for highlight distribution, base value multiplied by 1.1

Rank	Name	Nation	Starting Number	Total Segment Score	Total Element Score	Total Program Component Score (factored)	Total Deductions
2	Diana NIKITINA	LAT	8	48.40	26.20	22.20	0.00

#	Executed Elements	Info	Base Value	GOE	J1	J2	J3	J4	J5	J6	J7	J8	J9	Ref	Scores of Panel
1	3Lz+3T<	<	9.00	-0.70	-1	-2	-1	-1	-1						8.30
2	3F		5.30	-1.63	-2	-3	-2	-2	-3						3.67
3	FSSp3		2.60	0.33	0	1	1	0	1						2.93
4	StSq2		2.60	0.50	1	1	1	1	1						3.10
5	2A		3.63	x 0.00	0	0	0	0	1						3.63
6	CCoSp2V		2.00	0.17	0	1	1	0	0						2.17
7	LSp3		2.40	0.00	0	0	0	0	0						2.40
			27.53												26.20
	Program Components			Factor											
	Skating Skills			0.80	5.25	6.25	5.50	6.00	5.25						5.58
	Transitions			0.80	5.25	5.75	5.00	5.75	5.25						5.42
	Performance			0.80	5.50	6.00	5.25	5.75	5.25						5.50
	Composition			0.80	5.25	6.25	5.50	5.75	5.50						5.58
	Interpretation of the Music			0.80	5.50	5.75	5.75	5.75	5.50						5.67
	Judges Total Program Component Score (factored)														22.20

Deductions		0.00
-------------------	--	-------------

< Under-rotated jump x Credit for highlight distribution, base value multiplied by 1.1

Golden Bear 2017

SENIOR LADIES SHORT PROGRAM

JUDGES DETAILS PER SKATER

Rank	Name	Nation	Starting Number	Total Segment Score	Total Element Score	Program Score (factored)	Total Component Score (factored)	Total Deductions
3	Kristen SPOURS	GBR	9	46.15	24.87		21.28	0.00

#	Executed Elements	Info	Base Value	GOE	J1	J2	J3	J4	J5	J6	J7	J8	J9	Ref	Scores of Panel
1	3Lo		5.10	-0.23	-1	0	1	0	-2						4.87
2	3F+2T		6.60	0.00	1	0	0	0	0						6.60
3	SSp1		1.30	0.50	0	1	2	1	1						1.80
4	StSq1		1.80	0.17	0	0	1	1	0						1.97
5	FCSp4		3.20	0.17	0	1	1	0	0						3.37
6	2A		3.63	x 0.33	0	1	1	0	1						3.96
7	CCoSp3V		2.50	-0.20	-1	-1	-1	0	0						2.30
			24.13												24.87
	Program Components			Factor											
	Skating Skills			0.80	5.00	5.50	5.75	5.75	4.75						5.42
	Transitions			0.80	4.50	4.75	5.50	5.50	4.25						4.92
	Performance			0.80	4.75	6.00	6.00	5.75	5.25						5.67
	Composition			0.80	4.50	5.50	5.75	5.50	4.75						5.25
	Interpretation of the Music			0.80	5.00	5.25	6.00	5.75	5.00						5.33
	Judges Total Program Component Score (factored)														21.28

Deductions	0.00
-------------------	-------------

x Credit for highlight distribution, base value multiplied by 1.1

Rank	Name	Nation	Starting Number	Total Segment Score	Total Element Score	Program Score (factored)	Total Component Score (factored)	Total Deductions
4	Giada RUSSO	ITA	16	44.95	21.23		23.72	0.00

#	Executed Elements	Info	Base Value	GOE	J1	J2	J3	J4	J5	J6	J7	J8	J9	Ref	Scores of Panel
1	3F		5.30	-2.10	-3	-3	-3	-3	-3						3.20
2	3S<+2T	<	4.40	-1.87	-2	-3	-3	-2	-3						2.53
3	LSp4		2.70	0.67	0	2	1	1	2						3.37
4	FSSp4		3.00	0.50	0	1	1	1	1						3.50
5	1A*	*	0.00	x 0.00	-	-	-	-	-						0.00
6	CCoSp4		3.50	0.83	0	3	2	2	1						4.33
7	StSq3		3.30	1.00	2	2	2	2	1						4.30
			22.20												21.23
	Program Components			Factor											
	Skating Skills			0.80	4.50	5.75	5.75	6.00	6.75						5.83
	Transitions			0.80	4.75	5.50	6.00	5.75	7.00						5.75
	Performance			0.80	5.00	5.25	5.75	5.25	7.25						5.42
	Composition			0.80	5.00	6.75	6.50	5.75	7.25						6.33
	Interpretation of the Music			0.80	5.25	6.50	6.50	6.00	7.25						6.33
	Judges Total Program Component Score (factored)														23.72

Deductions	0.00
-------------------	-------------

< Under-rotated jump * Invalid element x Credit for highlight distribution, base value multiplied by 1.1

Golden Bear 2017

SENIOR LADIES SHORT PROGRAM

JUDGES DETAILS PER SKATER

Rank	Name	Nation	Starting Number	Total Segment Score	Total Element Score	Program Component Score (factored)	Total Deductions
5	Matilda ALGOTSSON	SWE	2	44.29	23.69	21.60	1.00

#	Executed Elements	Info	Base Value	GOE	J1	J2	J3	J4	J5	J6	J7	J8	J9	Ref	Scores of Panel
1	3Lz		6.00	-2.10	-3	-3	-3	-3	-3						3.90
2	3F+COMBO		5.30	-2.10	-3	-3	-3	-3	-3						3.20
3	LSp4		2.70	0.33	0	0	1	1	1						3.03
4	2A	x	3.63	-1.00	-2	-2	-2	-2	-3						2.63
5	CCoSp4		3.50	0.83	1	2	2	1	2						4.33
6	StSq3		3.30	0.50	1	1	1	1	1						3.80
7	FCSp3		2.80	0.00	0	1	0	0	0						2.80
			27.23												23.69
	Program Components			Factor											
	Skating Skills			0.80	4.50	5.75	5.75	5.50	5.75						5.67
	Transitions			0.80	5.00	5.00	5.25	5.25	5.00						5.08
	Performance			0.80	5.50	5.25	4.75	5.00	5.75						5.25
	Composition			0.80	5.25	5.50	5.50	5.25	5.50						5.42
	Interpretation of the Music			0.80	5.50	5.50	5.75	5.50	5.75						5.58
	Judges Total Program Component Score (factored)														21.60

Deductions	Falls: -1.00(1)	-1.00
-------------------	-----------------	--------------

x Credit for highlight distribution, base value multiplied by 1.1

Rank	Name	Nation	Starting Number	Total Segment Score	Total Element Score	Program Component Score (factored)	Total Deductions
6	Cassandra JOHANSSON	SWE	4	41.97	22.77	19.20	0.00

#	Executed Elements	Info	Base Value	GOE	J1	J2	J3	J4	J5	J6	J7	J8	J9	Ref	Scores of Panel
1	3Lo+2T		6.40	0.23	1	1	0	0	0						6.63
2	1Lz*	*	0.00	0.00	-	-	-	-	-						0.00
3	FCSp4		3.20	0.00	0	0	0	0	-1						3.20
4	LSp4		2.70	0.67	1	0	2	2	1						3.37
5	2A	x	3.63	-0.33	0	-1	-1	0	-1						3.30
6	StSq2		2.60	0.00	0	0	0	1	0						2.60
7	CCoSp4		3.50	0.17	1	0	1	0	0						3.67
			22.03												22.77
	Program Components			Factor											
	Skating Skills			0.80	4.75	4.75	4.75	5.25	4.25						4.75
	Transitions			0.80	5.00	4.25	4.50	5.25	4.00						4.58
	Performance			0.80	5.25	4.75	4.50	5.75	4.50						4.83
	Composition			0.80	5.50	4.50	4.75	5.50	4.00						4.92
	Interpretation of the Music			0.80	5.50	4.25	5.00	5.50	4.25						4.92
	Judges Total Program Component Score (factored)														19.20

Deductions		0.00
-------------------	--	-------------

* Invalid element x Credit for highlight distribution, base value multiplied by 1.1

Golden Bear 2017

SENIOR LADIES SHORT PROGRAM

JUDGES DETAILS PER SKATER

Rank	Name	Nation	Starting Number	Total Segment Score	Total Element Score	Total Program Component Score (factored)	Total Deductions
7	Sophia SCHALLER	AUT	13	41.65	21.73	20.92	1.00

#	Executed Elements	Info	Base Value	GOE	J1	J2	J3	J4	J5	J6	J7	J8	J9	Ref	Scores of Panel
1	3T+COMBO		4.30	-2.10	-3	-3	-3	-3	-3						2.20
2	3S		4.40	-2.10	-3	-3	-3	-3	-3						2.30
3	CSp3		2.30	0.17	0	0	1	1	0						2.47
4	2A	x	3.63	0.50	1	1	1	1	1						4.13
5	StSq3		3.30	0.50	0	1	1	1	1						3.80
6	FSSp4		3.00	0.00	0	0	0	0	0						3.00
7	CCoSp4		3.50	0.33	0	2	1	1	0						3.83
			24.43												21.73
	Program Components			Factor											
	Skating Skills			0.80	4.75	5.50	5.00	5.50	5.50						5.33
	Transitions			0.80	4.50	5.00	4.50	5.50	5.50						5.00
	Performance			0.80	4.75	5.25	4.75	5.00	5.50						5.00
	Composition			0.80	4.75	5.75	5.00	5.25	5.75						5.33
	Interpretation of the Music			0.80	5.00	5.75	5.25	5.75	5.50						5.50
	Judges Total Program Component Score (factored)														20.92

Deductions	Falls: -1.00(1)	-1.00
-------------------	-----------------	--------------

x Credit for highlight distribution, base value multiplied by 1.1

Rank	Name	Nation	Starting Number	Total Segment Score	Total Element Score	Total Program Component Score (factored)	Total Deductions
8	Daria JAKAB	HUN	5	41.63	21.57	20.06	0.00

#	Executed Elements	Info	Base Value	GOE	J1	J2	J3	J4	J5	J6	J7	J8	J9	Ref	Scores of Panel
1	FSSp4		3.00	-0.10	0	0	-1	-1	0						2.90
2	3S		4.40	-2.10	-3	-3	-3	-3	-2						2.30
3	3Lo+2T		6.40	-1.63	-2	-3	-2	-3	-2						4.77
4	CCoSp4V		3.00	0.00	0	0	1	0	0						3.00
5	2A	x	3.63	0.00	0	-1	0	0	0						3.63
6	StSq3		3.30	0.00	0	0	0	0	0						3.30
7	LSp1		1.50	0.17	0	0	1	0	1						1.67
			25.23												21.57
	Program Components			Factor											
	Skating Skills			0.80	4.50	5.75	4.75	5.00	5.25						5.00
	Transitions			0.80	4.50	5.25	4.25	5.00	5.50						4.92
	Performance			0.80	4.75	5.75	4.25	4.75	5.50						5.00
	Composition			0.80	5.00	5.75	4.50	5.00	5.25						5.08
	Interpretation of the Music			0.80	5.00	5.50	4.50	5.25	5.00						5.08
	Judges Total Program Component Score (factored)														20.06

Deductions		0.00
-------------------	--	-------------

x Credit for highlight distribution, base value multiplied by 1.1

Golden Bear 2017

SENIOR LADIES SHORT PROGRAM

JUDGES DETAILS PER SKATER

Rank	Name	Nation	Starting Number	Total Segment Score	Total Element Score	Total Program Component Score (factored)	Total Deductions
9	Nina POLSAK	SLO	11	34.54	18.90	16.64	1.00

#	Executed Elements	Info	Base Value	GOE	J1	J2	J3	J4	J5	J6	J7	J8	J9	Ref	Scores of Panel
1	3S<	<	3.10	-2.10	-3	-3	-3	-3	-3						1.00
2	3T<+2T	<	4.30	-1.17	-2	-2	-1	-2	-1						3.13
3	FSSp3		2.60	0.00	0	0	0	0	0						2.60
4	2A		3.30	0.00	0	0	0	-1	0						3.30
5	CSp4		2.60	0.00	0	1	0	0	0						2.60
6	StSq2		2.60	0.00	0	0	1	0	0						2.60
7	CCoSp4		3.50	0.17	0	0	1	1	0						3.67
			22.00												18.90
Program Components				Factor											
	Skating Skills			0.80	4.25	4.00	4.50	3.75	3.75						4.00
	Transitions			0.80	4.50	3.50	4.00	3.50	4.00						3.83
	Performance			0.80	4.75	4.25	4.50	4.00	4.25						4.33
	Composition			0.80	4.50	4.50	4.25	3.75	4.25						4.33
	Interpretation of the Music			0.80	4.75	4.50	4.50	4.00	3.75						4.33
Judges Total Program Component Score (factored)															16.64

Deductions	Falls: -1.00(1)	-1.00
-------------------	-----------------	--------------

< Under-rotated jump

Rank	Name	Nation	Starting Number	Total Segment Score	Total Element Score	Total Program Component Score (factored)	Total Deductions
10	Romana KAISER	LIE	7	33.76	16.04	17.72	0.00

#	Executed Elements	Info	Base Value	GOE	J1	J2	J3	J4	J5	J6	J7	J8	J9	Ref	Scores of Panel
1	2A		3.30	-1.00	-2	-3	-2	-2	-2						2.30
2	3T<<	<<	1.30	-0.60	-3	-3	-3	-3	-3						0.70
3	2Lz+2T*	*	2.10	-0.90	-3	-3	-3	-3	-3						1.20
4	LSp2		1.90	0.17	0	2	0	0	1						2.07
5	StSq3		3.30	0.00	0	0	0	1	0						3.30
6	CCoSp4		3.50	0.17	0	1	1	0	-1						3.67
7	FCSp3		2.80	0.00	0	0	0	0	0						2.80
			18.20												16.04
Program Components				Factor											
	Skating Skills			0.80	4.25	5.00	4.25	5.25	3.50						4.50
	Transitions			0.80	4.50	4.50	4.00	4.75	3.50						4.33
	Performance			0.80	4.75	4.25	4.00	4.50	3.50						4.25
	Composition			0.80	4.75	4.75	4.25	4.75	3.50						4.58
	Interpretation of the Music			0.80	4.50	4.50	4.50	5.00	3.75						4.50
Judges Total Program Component Score (factored)															17.72

Deductions		0.00
-------------------	--	-------------

<< Downgraded jump * Invalid element

Golden Bear 2017

SENIOR LADIES SHORT PROGRAM

JUDGES DETAILS PER SKATER

Rank	Name	Nation	Starting Number	Total Segment Score	Total Element Score	Total Program Component Score (factored)	Total Deductions
11	Kerstin FRANK	AUT	17	32.08	13.08	19.00	0.00

#	Executed Elements	Info	Base Value	GOE	J1	J2	J3	J4	J5	J6	J7	J8	J9	Ref	Scores of Panel
1	2T+2T<<*	*	1.30	-0.60	-3	-3	-3	-3	-3						0.70
2	FCSp4		3.20	0.00	0	0	0	1	0						3.20
3	StSq1		1.80	0.00	0	0	0	1	0						1.80
4	3S<	<	3.41	x -2.10	-3	-3	-3	-3	-2						1.31
5	LSp3		2.40	0.00	0	0	0	0	1						2.40
6	1A*	*	0.00	x 0.00	-	-	-	-	-						0.00
7	CCoSp4		3.50	0.17	0	0	1	0	1						3.67
			15.61												13.08
Program Components				Factor											
Skating Skills				0.80	3.75	4.75	5.00	5.25	5.25						5.00
Transitions				0.80	4.00	3.50	4.75	4.75	4.75						4.50
Performance				0.80	4.50	3.75	4.25	4.75	4.50						4.42
Composition				0.80	4.25	4.00	5.00	5.25	5.25						4.83
Interpretation of the Music				0.80	4.25	4.25	5.25	5.50	5.50						5.00
Judges Total Program Component Score (factored)															19.00

Deductions	0.00
-------------------	-------------

< Under-rotated jump << Downgraded jump * Invalid element x Credit for highlight distribution, base value multiplied by 1.1

Rank	Name	Nation	Starting Number	Total Segment Score	Total Element Score	Total Program Component Score (factored)	Total Deductions
12	Zahra LARI	UAE	12	29.57	14.45	16.12	1.00

#	Executed Elements	Info	Base Value	GOE	J1	J2	J3	J4	J5	J6	J7	J8	J9	Ref	Scores of Panel
1	2A		3.30	0.00	0	0	0	-1	0						3.30
2	3S<<+1T*	*	1.30	-0.60	-3	-3	-3	-3	-3						0.70
3	CCoSp4		3.50	0.50	1	1	1	0	1						4.00
4	3Lo<<	<<	1.98	x -0.90	-3	-3	-3	-3	-3						1.08
5	FCSp1		1.90	0.00	0	0	0	-1	0						1.90
6	StSq1		1.80	0.00	0	0	0	0	0						1.80
7	LSp1		1.50	0.17	0	1	0	0	1						1.67
			15.28												14.45
Program Components				Factor											
Skating Skills				0.80	4.00	4.25	4.25	3.75	4.00						4.08
Transitions				0.80	4.25	3.75	3.50	3.75	4.00						3.83
Performance				0.80	4.25	4.25	4.00	3.50	3.75						4.00
Composition				0.80	4.25	4.50	4.25	3.75	4.00						4.17
Interpretation of the Music				0.80	4.50	4.50	4.00	3.50	3.75						4.08
Judges Total Program Component Score (factored)															16.12

Deductions	Falls: -1.00(1)	-1.00
-------------------	-----------------	--------------

<< Downgraded jump * Invalid element x Credit for highlight distribution, base value multiplied by 1.1

Golden Bear 2017

SENIOR LADIES SHORT PROGRAM

JUDGES DETAILS PER SKATER

Rank	Name	Nation	Starting Number	Total Segment Score	Total Element Score	Program Component Score (factored)	Total Deductions
13	Eva Dogg SAEMUNDSDOTTIR	ISL	6	27.89	13.35	14.54	0.00

#	Executed Elements	Info	Base Value	GOE	J1	J2	J3	J4	J5	J6	J7	J8	J9	Ref	Scores of Panel
1	2A		3.30	-1.33	-2	-3	-2	-3	-3						1.97
2	3T<+COMBO+1T*	*	3.00	-2.10	-3	-3	-3	-3	-3						0.90
3	LSp3		2.40	0.00	0	0	1	0	0						2.40
4	3Lo<<	<<	1.98	x -0.90	-3	-3	-3	-3	-3						1.08
5	FSSp3		2.60	-0.20	0	-1	-1	-1	0						2.40
6	CCoSp2		2.50	0.00	0	0	0	-1	0						2.50
7	StSq2		2.60	-0.50	-1	-2	-1	-1	-1						2.10
			18.38												13.35
	Program Components			Factor											
	Skating Skills			0.80	3.50	4.00	3.75	3.75	3.75						3.75
	Transitions			0.80	4.00	3.25	3.00	4.00	3.25						3.50
	Performance			0.80	4.25	3.00	3.00	3.50	3.50						3.33
	Composition			0.80	4.25	3.50	3.75	3.75	3.25						3.67
	Interpretation of the Music			0.80	4.00	3.25	4.00	4.00	3.75						3.92
	Judges Total Program Component Score (factored)														14.54

Deductions	0.00
-------------------	-------------

< Under-rotated jump << Downgraded jump * Invalid element x Credit for highlight distribution, base value multiplied by 1.1

Rank	Name	Nation	Starting Number	Total Segment Score	Total Element Score	Program Component Score (factored)	Total Deductions
14	Ursa KRUSEC	SLO	15	20.18	9.58	10.60	0.00

#	Executed Elements	Info	Base Value	GOE	J1	J2	J3	J4	J5	J6	J7	J8	J9	Ref	Scores of Panel
1	3Lo<<	<<	1.80	-0.90	-3	-3	-3	-3	-3						0.90
2	2A<<	<<	1.10	-0.60	-3	-3	-3	-3	-3						0.50
3	CCoSp3		3.00	-0.20	0	-1	0	-1	-1						2.80
4	2S*+2Lo	*	1.98	x -0.90	-3	-3	-3	-3	-3						1.08
5	CSp1		1.40	-0.80	-3	-3	-2	-3	-2						0.60
6	FSSp3		2.60	-0.20	-2	0	-1	-1	0						2.40
7	StSqB		1.50	-0.20	0	-1	-1	-1	0						1.30
			13.38												9.58
	Program Components			Factor											
	Skating Skills			0.80	2.00	3.25	3.00	2.25	2.75						2.67
	Transitions			0.80	2.75	2.75	2.50	2.00	1.75						2.42
	Performance			0.80	3.25	2.75	2.50	2.25	2.00						2.50
	Composition			0.80	3.25	3.00	3.25	2.25	2.25						2.83
	Interpretation of the Music			0.80	3.00	3.00	3.00	2.50	2.25						2.83
	Judges Total Program Component Score (factored)														10.60

Deductions	0.00
-------------------	-------------

<< Downgraded jump * Invalid element x Credit for highlight distribution, base value multiplied by 1.1

Golden Bear 2017

SENIOR LADIES SHORT PROGRAM

JUDGES DETAILS PER SKATER

Rank	Name	Nation	Starting Number	Total Segment Score	Total Element Score	Total Program Component Score (factored)	Total Deductions
15	Maria VINOGRADOVA	SVK	3	19.77	7.51	12.26	0.00

#	Executed Elements	Info	Base Value	GOE	J1	J2	J3	J4	J5	J6	J7	J8	J9	Ref	Scores of Panel
1	FCSp3		2.80	0.00	0	1	0	0	0						2.80
2	2Lo*	*	0.00	0.00	-	-	-	-	-						0.00
3	3S<<+1T*	*	1.30	-0.60	-3	-3	-3	-3	-3						0.70
4	LSpB		1.20	-0.40	-1	-1	-2	-2	-1						0.80
5	CCoSpBV		1.50	-0.70	-3	-3	-2	-2	-2						0.80
6	2A<<	<<	1.21	x -0.60	-3	-3	-3	-3	-3						0.61
7	StSq1		1.80	0.00	0	0	0	0	-1						1.80
			9.81												7.51
Program Components			Factor												
Skating Skills			0.80			2.25	3.75	3.25	2.75	2.75					2.92
Transitions			0.80			3.00	3.00	3.00	3.00	2.50					3.00
Performance			0.80			3.25	2.75	2.50	2.50	3.50					2.83
Composition			0.80			3.50	3.25	3.25	2.75	3.25					3.25
Interpretation of the Music			0.80			3.75	3.00	3.50	3.00	3.50					3.33
Judges Total Program Component Score (factored)															12.26

Deductions	0.00
-------------------	-------------

<< Downgraded jump * Invalid element x Credit for highlight distribution, base value multiplied by 1.1

Rank	Name	Nation	Starting Number	Total Segment Score	Total Element Score	Total Program Component Score (factored)	Total Deductions
16	Romana GRGIC	CRO	1	12.26	3.40	8.86	0.00

#	Executed Elements	Info	Base Value	GOE	J1	J2	J3	J4	J5	J6	J7	J8	J9	Ref	Scores of Panel
1	1A*	*	0.00	0.00	-	-	-	-	-						0.00
2	2F<<+2Lo<<*	*	0.50	-0.30	-3	-3	-3	-3	-3						0.20
3	FSSp2V		1.60	-0.90	-2	-3	-3	-3	-3						0.70
4	StSqB		1.50	-0.50	0	-1	-2	-2	-2						1.00
5	2S<<*	*	0.00	x 0.00	-	-	-	-	-						0.00
6	CCoSpBV		1.50	-0.60	-2	-1	-2	-3	-2						0.90
7	LSpB		1.20	-0.60	-2	-2	-2	-2	-1						0.60
			6.30												3.40
Program Components			Factor												
Skating Skills			0.80			2.25	2.75	2.50	1.25	2.25					2.33
Transitions			0.80			2.50	2.00	2.00	1.00	2.25					2.08
Performance			0.80			2.75	2.00	1.75	1.00	2.50					2.08
Composition			0.80			3.00	2.50	2.25	1.50	2.50					2.42
Interpretation of the Music			0.80			3.00	2.00	2.00	1.50	2.50					2.17
Judges Total Program Component Score (factored)															8.86

Deductions	0.00
-------------------	-------------

<< Downgraded jump * Invalid element x Credit for highlight distribution, base value multiplied by 1.1

Golden Bear 2017

PANEL OF JUDGES

SENIOR LADIES - FREE SKATING

Officials

Technical Controller	Ms. Eva SZILAGY	HUN
Technical Specialist	Ms. Sandra PAVICIC	CRO
Assistant Technical Specialist	Ms. Eva SONNLEITNER	AUT

Judges

Referee	Mr. Teri SEDEJ	SLO
Judges	Ms. Veronique GOSSELIN	CAN
	Mr. Josip CEROVAC	CRO
	Ms. Mirna GRUBISIC	CRO
	Mr. Balazs GRENCZER	HUN
	Ms. Halla BJORG SIGURTHORSDOTTIR	ISL

Data/Replay Operator

	Mr. Tomislav BISCAN	CRO
	Ms. Natasa BAHAT	CRO

Golden Bear 2017

RESULTS

SENIOR LADIES FINAL RESULT

Pl. Name	Nation	Total Score	SP	FS
1 Diana NIKITINA	LAT	144.29	2	3
2 Dasa GRM	CEL SLO	144.28	1	4
3 Matilda ALGOTSSON	SWE	142.38	5	1
4 Giada RUSSO	ITA	141.28	4	2
5 Kristen SPOURS	GBR	129.71	3	5
6 Sophia SCHALLER	AUT	111.69	7	7
7 Cassandra JOHANSSON	SWE	111.22	6	9
8 Daria JAKAB	HUN	108.51	8	10
9 Kerstin FRANK	WEV AUT	107.46	11	6
10 Nina POLSAK	SLO	104.58	9	8
11 Romana KAISER	LIE	100.30	10	11
12 Eva Dagg SAEMUNSDOTTIR	ISL	79.85	13	12
13 Zahra LARI	UAE	76.32	12	13
14 Maria VINOGRADOVA	SVK	60.67	15	14
15 Ursa KRUSEC	SLO	56.70	14	15
16 Romana GRGIC	LDA CRO	32.64	16	16
Withdrawn				
Guia Maria TAGLIAPIETRA	ITA			

Mr. Teri SEDEJ SLO


Referee

Printed: 10/29/2017 6:55:06PM



Ms. Eva SZILAGY HUN

Technical Controller



SENIOR LADIES

RESULT DETAILS FREE SKATING

Pl.	Name	Nation	Total Segment Score =	Total Element Score +	Tot. Prog. Comp. Score * +	SS	TR	PE	CO	IN	Deduct. -
1	Matilda ALGOTSSON	SWE	98.09	52.29	46.80	5.92	5.50	5.92	5.83	6.08	1.00
2	Giada RUSSO	ITA	96.33	44.46	51.87	6.25	6.42	6.33	6.67	6.75	0.00
3	Diana NIKITINA	LAT	95.89	50.29	45.60	6.00	5.50	5.58	5.75	5.67	0.00
4	Dasa GRM	SLO	94.86	46.33	48.53	6.33	5.75	5.92	6.00	6.33	0.00
5	Kristen SPOURS	GBR	83.56	40.89	42.67	5.67	5.17	5.33	5.33	5.17	0.00
6	Kerstin FRANK	AUT	75.38	36.86	38.52	5.08	4.50	4.83	4.83	4.83	0.00
7	Sophia SCHALLER	AUT	70.04	32.72	39.32	5.00	4.83	4.58	5.08	5.08	2.00
8	Nina POLSAK	SLO	70.04	35.17	35.87	4.42	4.25	4.50	4.50	4.75	1.00
9	Cassandra JOHANSSON	SWE	69.25	32.32	38.93	5.00	4.75	4.33	5.17	5.08	2.00
10	Daria JAKAB	HUN	66.88	29.81	39.07	4.92	4.67	4.67	5.08	5.08	2.00
11	Romana KAISER	LIE	66.54	32.81	35.73	4.42	4.33	4.25	4.50	4.83	2.00
12	Eva Dogg SAEMUNSDOTTIR	ISL	51.96	23.89	29.07	3.67	3.42	3.42	3.83	3.83	1.00
13	Zahra LARI	UAE	46.75	18.88	27.87	3.50	3.58	3.25	3.67	3.42	0.00
14	Maria VINOGRADOVA	SVK	40.90	18.16	23.74	2.92	2.67	2.92	3.08	3.25	1.00
15	Ursa KRUSEC	SLO	36.52	17.78	19.74	2.67	2.25	2.25	2.75	2.42	1.00
16	Romana GRGIC	CRO	20.38	6.12	14.26	1.83	1.75	1.58	1.83	1.92	0.00

SS = Skating Skills

TR = Transitions

PE = Performance

CO = Composition

IN = Interpretation of the Music

* = factored score

Printed: 30.10.2017. 9:59:45

Golden Bear 2017

SENIOR LADIES FREE SKATING

JUDGES DETAILS PER SKATER

Rank	Name	Nation	Starting Number	Total Segment Score	Total Element Score	Total Program Score (factored)	Total Component Score (factored)	Total Deductions
1	Matilda ALGOTSSON	SWE	12	98.09	52.29		46.80	1.00

#	Executed Elements	Info	Base Value	GOE	J1	J2	J3	J4	J5	J6	J7	J8	J9	Ref	Scores of Panel
1	3Lz+2T		7.30	-0.23	1	-1	0	0	-1						7.07
2	3Lo+2T		6.40	0.00	1	0	0	0	0						6.40
3	3F		5.30	0.47	1	2	1	0	0						5.77
4	LSp3		2.40	0.33	2	0	1	1	0						2.73
5	3Lo		5.10	-0.70	0	-1	-1	-1	-1						4.40
6	3S		4.84	x -2.10	-3	-3	-3	-3	-3						2.74
7	ChSq1		2.00	0.00	0	0	0	1	0						2.00
8	2A		3.63	x 0.00	0	0	0	-1	0						3.63
9	3S+1Lo+2S		6.82	x -1.40	-1	-3	-2	-2	-2						5.42
10	FCCoSp4		3.50	0.50	1	1	1	1	1						4.00
11	StSq3		3.30	0.50	1	1	1	1	1						3.80
12	CCoSp4		3.50	0.83	2	1	2	1	2						4.33
			54.09												52.29
Program Components				Factor											
Skating Skills				1.60	7.00	6.25	5.75	5.75	5.75						5.92
Transitions				1.60	6.00	5.50	5.00	5.75	5.25						5.50
Performance				1.60	6.25	6.00	5.50	6.25	5.50						5.92
Composition				1.60	6.25	5.75	5.50	6.25	5.50						5.83
Interpretation of the Music				1.60	6.50	5.50	5.75	6.50	6.00						6.08
Judges Total Program Component Score (factored)															46.80

Deductions	Falls: -1.00(1)	-1.00
-------------------	-----------------	--------------

x Credit for highlight distribution, base value multiplied by 1.1

Rank	Name	Nation	Starting Number	Total Segment Score	Total Element Score	Total Program Score (factored)	Total Component Score (factored)	Total Deductions
2	Giada RUSSO	ITA	13	96.33	44.46		51.87	0.00

#	Executed Elements	Info	Base Value	GOE	J1	J2	J3	J4	J5	J6	J7	J8	J9	Ref	Scores of Panel
1	3F<	<	3.70	-2.10	-3	-3	-3	-3	-3						1.60
2	3F<+REP	<	2.59	-2.10	-3	-3	-3	-3	-3						0.49
3	3T+2T		5.60	0.23	1	0	0	0	1						5.83
4	2A		3.30	0.50	0	1	2	1	1						3.80
5	3S<+2T	<	4.40	-0.93	-1	-2	-1	-2	-1						3.47
6	CCoSp4		3.50	0.50	2	0	1	1	1						4.00
7	3S		4.84	x 0.23	1	0	1	0	-1						5.07
8	ChSq1		2.00	0.93	2	1	2	1	0						2.93
9	2A+1Lo+2F		6.27	x 0.00	0	0	0	0	0						6.27
10	LSp4		2.70	0.50	1	1	-1	1	1						3.20
11	StSq3		3.30	1.00	2	2	2	2	1						4.30
12	FSSp4		3.00	0.50	0	2	1	1	1						3.50
			45.20												44.46
Program Components				Factor											
Skating Skills				1.60	6.75	6.25	6.50	6.00	6.00						6.25
Transitions				1.60	7.50	5.75	6.25	6.50	6.50						6.42
Performance				1.60	7.50	6.00	6.25	6.25	6.50						6.33
Composition				1.60	7.25	6.50	6.75	6.50	6.75						6.67
Interpretation of the Music				1.60	7.75	6.50	7.00	6.75	6.50						6.75
Judges Total Program Component Score (factored)															51.87

Deductions		0.00
-------------------	--	-------------

< Under-rotated jump x Credit for highlight distribution, base value multiplied by 1.1 REP Jump repetition

Golden Bear 2017

SENIOR LADIES FREE SKATING

JUDGES DETAILS PER SKATER

Rank	Name	Nation	Starting Number	Total Segment Score	Total Element Score	Total Program Score (factored)	Total Component Score (factored)	Total Deductions
3	Diana NIKITINA	LAT	15	95.89	50.29		45.60	0.00

#	Executed Elements	Info	Base Value	GOE	J1	J2	J3	J4	J5	J6	J7	J8	J9	Ref	Scores of Panel
1	2Lz		2.10	-0.90	-3	-3	-3	-3	-3						1.20
2	3F		5.30	-1.40	-2	-2	-2	-2	-3						3.90
3	3Lo		5.10	0.23	1	0	1	0	0						5.33
4	FCSp4		3.20	0.00	0	0	0	0	0						3.20
5	StSq3		3.30	0.50	1	1	1	1	1						3.80
6	2A+3T		8.36	x -0.70	-2	0	0	-1	-2						7.66
7	1Lz		0.66	x -0.10	-3	-1	-1	-1	-1						0.56
8	2A+3T+2T		9.79	x 0.00	0	0	0	0	-1						9.79
9	ChSq1		2.00	0.47	0	1	1	1	0						2.47
10	3S		4.84	x 0.70	1	1	1	0	1						5.54
11	FCCoSp3V		2.50	0.17	0	1	0	1	0						2.67
12	CCoSp4		3.50	0.67	0	2	2	1	1						4.17
			50.65												50.29
Program Components				Factor											
Skating Skills				1.60	6.50	6.25	6.00	5.75	5.00						6.00
Transitions				1.60	5.50	5.50	5.50	5.50	3.00						5.50
Performance				1.60	5.75	5.75	5.50	5.50	4.00						5.58
Composition				1.60	5.75	6.25	5.75	5.75	3.00						5.75
Interpretation of the Music				1.60	5.50	5.75	5.75	5.75	4.00						5.67
Judges Total Program Component Score (factored)															45.60

Deductions	0.00
-------------------	-------------

x Credit for highlight distribution, base value multiplied by 1.1

Rank	Name	Nation	Starting Number	Total Segment Score	Total Element Score	Total Program Score (factored)	Total Component Score (factored)	Total Deductions
4	Dasa GRM	SLO	16	94.86	46.33		48.53	0.00

#	Executed Elements	Info	Base Value	GOE	J1	J2	J3	J4	J5	J6	J7	J8	J9	Ref	Scores of Panel
1	3Lz<<	<<	2.10	-0.90	-3	-3	-3	-3	-3						1.20
2	3F		5.30	0.47	2	1	0	0	1						5.77
3	3T+1Lo+3S<	<	7.90	-2.10	-2	-1	-3	-3	-3						5.80
4	2A		3.30	0.00	0	0	0	1	0						3.30
5	FCCoSp4		3.50	0.67	2	1	1	1	2						4.17
6	3T+2T		6.16	x -0.23	1	0	-1	-2	0						5.93
7	2A		3.63	x -1.00	-2	-2	-2	-2	-2						2.63
8	2F+2T		3.52	x 0.20	1	0	0	1	2						3.72
9	CCoSp4		3.50	0.00	0	0	0	0	1						3.50
10	ChSq1		2.00	1.17	1	2	2	1	2						3.17
11	StSq3		3.30	0.67	2	1	1	2	1						3.97
12	FSSp4		3.00	0.17	0	0	0	1	1						3.17
			47.21												46.33
Program Components				Factor											
Skating Skills				1.60	6.75	6.50	6.50	6.00	6.00						6.33
Transitions				1.60	6.25	6.00	5.75	5.50	5.50						5.75
Performance				1.60	6.50	6.00	6.00	5.50	5.75						5.92
Composition				1.60	6.25	6.50	6.00	5.75	5.75						6.00
Interpretation of the Music				1.60	6.50	6.25	6.25	6.00	6.50						6.33
Judges Total Program Component Score (factored)															48.53

Deductions	0.00
-------------------	-------------

< Under-rotated jump << Downgraded jump x Credit for highlight distribution, base value multiplied by 1.1

Golden Bear 2017

SENIOR LADIES FREE SKATING

JUDGES DETAILS PER SKATER

Rank	Name	Nation	Starting Number	Total Segment Score	Total Element Score	Program Score (factored)	Total Component Score (factored)	Total Deductions
5	Kristen SPOURS	GBR	14	83.56	40.89		42.67	0.00

#	Executed Elements	Info	Base Value	GOE	J1	J2	J3	J4	J5	J6	J7	J8	J9	Ref	Scores of Panel
1	1F		0.50	-0.10	-3	-1	-1	-1	0						0.40
2	3Lo+2T		6.40	0.23	1	0	0	0	1						6.63
3	2A		3.30	0.50	1	1	1	1	1						3.80
4	3F+2T		6.60	0.00	0	0	0	0	0						6.60
5	FCCoSp4		3.50	0.50	1	1	1	0	1						4.00
6	CCSp2		2.30	0.00	0	0	0	0	0						2.30
7	ChSq1		2.00	0.00	0	0	1	0	0						2.00
8	3F		5.83	x -1.40	-1	-2	-2	-2	-2						4.43
9	2F+2T*	*	2.09	x 0.00	0	0	0	0	0						2.09
10	2A+1Lo*+2S*+REP	*	2.54	x 0.00	0	1	0	0	-1						2.54
11	StSq2		2.60	0.00	0	0	0	0	-1						2.60
12	CCoSp4		3.50	0.00	0	0	1	0	0						3.50
			41.16												40.89
Program Components				Factor											
Skating Skills				1.60	5.50	6.00	6.00	5.50	3.75						5.67
Transitions				1.60	5.50	5.25	5.25	5.00	4.00						5.17
Performance				1.60	5.25	6.00	5.50	5.25	4.00						5.33
Composition				1.60	5.25	6.00	5.75	5.00	4.50						5.33
Interpretation of the Music				1.60	5.25	6.00	5.50	4.75	4.25						5.17
Judges Total Program Component Score (factored)															42.67

Deductions	0.00
-------------------	-------------

* Invalid element x Credit for highlight distribution, base value multiplied by 1.1 REP Jump repetition

Rank	Name	Nation	Starting Number	Total Segment Score	Total Element Score	Program Score (factored)	Total Component Score (factored)	Total Deductions
6	Kerstin FRANK	AUT	6	75.38	36.86		38.52	0.00

#	Executed Elements	Info	Base Value	GOE	J1	J2	J3	J4	J5	J6	J7	J8	J9	Ref	Scores of Panel
1	3Lz<	<	4.20	-2.10	-3	-3	-3	-3	-3						2.10
2	3T+2T		5.60	0.70	1	1	1	0	1						6.30
3	3S		4.40	-0.93	-1	-1	-2	-1	-2						3.47
4	FCCoSp2V		2.00	0.00	0	0	0	0	-1						2.00
5	ChSq1		2.00	0.00	0	0	0	0	1						2.00
6	3S<+1T	<	3.85	x -1.63	-1	-2	-3	-3	-2						2.22
7	3T+1Lo+2S		6.71	x 0.23	1	1	0	0	0						6.94
8	2A		3.63	x 0.00	0	0	2	0	0						3.63
9	FCSp4		3.20	-0.10	0	0	-1	0	-1						3.10
10	StSq2		2.60	0.00	0	0	0	1	0						2.60
11	1A<<	<<	0.00	x 0.00	-	-	-	-	-						0.00
12	CCoSp2		2.50	0.00	0	0	1	0	0						2.50
			40.69												36.86
Program Components				Factor											
Skating Skills				1.60	5.00	5.50	4.75	5.25	5.00						5.08
Transitions				1.60	5.00	4.25	4.25	4.75	4.50						4.50
Performance				1.60	5.25	5.00	4.25	5.25	4.00						4.83
Composition				1.60	5.00	4.75	4.50	4.75	5.00						4.83
Interpretation of the Music				1.60	5.25	4.50	4.75	4.75	5.00						4.83
Judges Total Program Component Score (factored)															38.52

Deductions	0.00
-------------------	-------------

< Under-rotated jump << Downgraded jump x Credit for highlight distribution, base value multiplied by 1.1

Golden Bear 2017

SENIOR LADIES FREE SKATING

JUDGES DETAILS PER SKATER

Rank	Name	Nation	Starting Number	Total Segment Score	Total Element Score	Total Program Score (factored)	Total Component Score (factored)	Total Deductions
7	Sophia SCHALLER	AUT	10	70.04	32.72		39.32	2.00

#	Executed Elements	Info	Base Value	GOE	J1	J2	J3	J4	J5	J6	J7	J8	J9	Ref	Scores of Panel
1	3T<	<	3.00	-2.10	-3	-3	-3	-3	-3						0.90
2	3S<	<	3.10	-2.10	-3	-3	-3	-3	-3						1.00
3	3S<+REP	<	2.17	-2.10	-3	-3	-3	-3	-3						0.07
4	CCSp3		2.80	0.00	0	0	0	0	-1						2.80
5	2A+2T		4.60	0.33	1	0	1	1	0						4.93
6	2Lz+1Lo		2.60	-0.60	-2	-2	-2	-2	-2						2.00
7	2A		3.63	x 0.00	0	-1	0	1	0						3.63
8	CCoSp4		3.50	0.50	0	1	2	1	1						4.00
9	2Lz+1Lo+2S		4.29	x -0.20	0	-1	0	-1	-2						4.09
10	FCCoSp4		3.50	0.17	0	0	1	1	0						3.67
11	StSq2		2.60	0.33	0	1	1	1	0						2.93
12	ChSq1		2.00	0.70	0	2	1	1	1						2.70
			37.79												32.72
Program Components				Factor											
Skating Skills				1.60	4.75	5.25	5.25	5.00	4.75						5.00
Transitions				1.60	4.75	4.75	5.00	5.00	4.00						4.83
Performance				1.60	5.25	4.50	4.50	4.75	4.00						4.58
Composition				1.60	5.25	5.25	5.00	5.00	4.00						5.08
Interpretation of the Music				1.60	5.00	5.00	5.25	5.25	4.00						5.08
Judges Total Program Component Score (factored)															39.32

Deductions	Falls: -2.00(2)	-2.00
-------------------	-----------------	--------------

< Under-rotated jump x Credit for highlight distribution, base value multiplied by 1.1 REP Jump repetition

Rank	Name	Nation	Starting Number	Total Segment Score	Total Element Score	Total Program Score (factored)	Total Component Score (factored)	Total Deductions
8	Nina POLSAK	SLO	8	70.04	35.17		35.87	1.00

#	Executed Elements	Info	Base Value	GOE	J1	J2	J3	J4	J5	J6	J7	J8	J9	Ref	Scores of Panel
1	2A		3.30	0.17	1	1	0	0	0						3.47
2	3S<<	<<	1.30	-0.60	-3	-3	-3	-3	-3						0.70
3	FCCoSp4		3.50	0.00	0	0	1	0	-1						3.50
4	StSq3		3.30	0.00	0	0	1	0	0						3.30
5	3T<<	<<	1.43	x -0.60	-3	-3	-3	-3	-3						0.83
6	CSp4		2.60	-0.10	0	0	-1	0	-1						2.50
7	ChSq1		2.00	0.00	0	-1	0	0	0						2.00
8	2A+2T		5.06	x 0.00	0	0	0	0	0						5.06
9	2Lz+1Lo+2S		4.29	x 0.20	1	1	1	0	-1						4.49
10	2Lo		1.98	x 0.00	0	0	0	0	0						1.98
11	2Lz+2T		3.74	x 0.10	1	1	0	0	0						3.84
12	CCoSp4		3.50	0.00	0	0	0	0	0						3.50
			36.00												35.17
Program Components				Factor											
Skating Skills				1.60	4.75	5.00	4.75	3.75	3.75						4.42
Transitions				1.60	4.75	4.25	4.50	4.00	3.75						4.25
Performance				1.60	5.25	5.00	4.50	4.00	4.00						4.50
Composition				1.60	5.50	4.75	4.50	4.25	4.25						4.50
Interpretation of the Music				1.60	5.25	5.00	4.75	4.50	4.50						4.75
Judges Total Program Component Score (factored)															35.87

Deductions	Falls: -1.00(1)	-1.00
-------------------	-----------------	--------------

<< Downgraded jump x Credit for highlight distribution, base value multiplied by 1.1

Golden Bear 2017

SENIOR LADIES FREE SKATING

JUDGES DETAILS PER SKATER

Rank	Name	Nation	Starting Number	Total Segment Score	Total Element Score	Total Program Score (factored)	Total Component Score (factored)	Total Deductions
9	Cassandra JOHANSSON	SWE	11	69.25	32.32		38.93	2.00

#	Executed Elements	Info	Base Value	GOE	J1	J2	J3	J4	J5	J6	J7	J8	J9	Ref	Scores of Panel
1	3Lz		6.00	-2.10	-3	-3	-3	-3	-3						3.90
2	3Lo+1Lo+2S		6.90	-1.87	-3	-3	-2	-2	-3						5.03
3	2A+2T		4.60	0.00	0	0	0	0	0						4.60
4	FCSp3		2.80	0.00	0	0	0	0	0						2.80
5	2Lz		2.10	0.00	0	0	0	0	0						2.10
6	StSq2		2.60	0.50	1	1	1	1	1						3.10
7	ChSq1		2.00	0.70	0	1	1	1	1						2.70
8	1Lo		0.55	x -0.27	-3	-3	-2	-2	-3						0.28
9	3Lo<<	<<	1.98	x -0.90	-3	-3	-3	-3	-3						1.08
10	CCoSp4		3.50	0.33	0	1	1	0	1						3.83
11	A		0.00	x 0.00	-	-	-	-	-						0.00
12	LSp3		2.40	0.50	1	0	1	1	1						2.90
			35.43												32.32
Program Components				Factor											
Skating Skills				1.60	5.00	5.00	5.25	5.00	4.50						5.00
Transitions				1.60	5.00	4.50	5.00	4.75	3.00						4.75
Performance				1.60	5.50	3.75	4.75	4.50	3.50						4.33
Composition				1.60	5.50	5.00	5.25	5.25	3.50						5.17
Interpretation of the Music				1.60	5.75	4.50	5.50	5.25	4.50						5.08
Judges Total Program Component Score (factored)															38.93

Deductions	Falls: -2.00(2)	-2.00
-------------------	-----------------	--------------

<< Downgraded jump x Credit for highlight distribution, base value multiplied by 1.1

Rank	Name	Nation	Starting Number	Total Segment Score	Total Element Score	Total Program Score (factored)	Total Component Score (factored)	Total Deductions
10	Daria JAKAB	HUN	9	66.88	29.81		39.07	2.00

#	Executed Elements	Info	Base Value	GOE	J1	J2	J3	J4	J5	J6	J7	J8	J9	Ref	Scores of Panel
1	CCoSp4		3.50	0.00	1	0	-1	0	0						3.50
2	3S		4.40	-2.10	-3	-3	-3	-3	-3						2.30
3	2A		3.30	0.17	0	0	1	1	0						3.47
4	3S+REP		3.08	-2.10	-3	-3	-3	-3	-3						0.98
5	1Lz		0.60	-0.30	-3	-3	-3	-3	-3						0.30
6	FSSp4		3.00	0.50	0	1	1	1	1						3.50
7	2A		3.63	x -0.17	0	-1	0	0	-1						3.46
8	ChSq1		2.00	0.00	0	0	0	1	0						2.00
9	2Lz		2.31	x 0.10	0	0	1	1	0						2.41
10	2F		2.09	x -0.40	-2	-2	-1	-1	-1						1.69
11	StSq3		3.30	0.00	0	0	0	1	0						3.30
12	LSp3		2.40	0.50	0	1	1	1	2						2.90
			33.61												29.81
Program Components				Factor											
Skating Skills				1.60	4.75	5.00	5.00	4.75	5.00						4.92
Transitions				1.60	4.50	4.50	4.75	4.75	5.00						4.67
Performance				1.60	5.25	4.50	4.50	4.50	5.00						4.67
Composition				1.60	5.25	5.00	5.00	5.00	5.25						5.08
Interpretation of the Music				1.60	5.00	4.75	5.00	5.25	5.50						5.08
Judges Total Program Component Score (factored)															39.07

Deductions	Falls: -2.00(2)	-2.00
-------------------	-----------------	--------------

x Credit for highlight distribution, base value multiplied by 1.1 REP Jump repetition

Golden Bear 2017

SENIOR LADIES FREE SKATING

JUDGES DETAILS PER SKATER

Rank	Name	Nation	Starting Number	Total Segment Score	Total Element Score	Total Program Score (factored)	Total Component Score (factored)	Total Deductions
11	Romana KAISER	LIE	7	66.54	32.81		35.73	2.00

#	Executed Elements	Info	Base Value	GOE	J1	J2	J3	J4	J5	J6	J7	J8	J9	Ref	Scores of Panel
1	2A		3.30	-1.50	-3	-3	-3	-3	-3						1.80
2	2T		1.30	0.00	0	0	0	0	1						1.30
3	2A		3.30	-1.50	-3	-3	-3	-3	-3						1.80
4	FCSp3		2.80	0.00	1	0	0	0	0						2.80
5	StSq3		3.30	0.00	0	0	0	1	0						3.30
6	2Lo+2Lo		3.96	x 0.00	0	0	0	0	0						3.96
7	2Lz+1Lo+2F		4.95	x -0.60	-2	-2	-2	-2	-3						4.35
8	FCCoSp4		3.50	0.00	0	0	0	0	-1						3.50
9	ChSq1		2.00	0.00	0	1	0	0	0						2.00
10	2Lz		2.31	x 0.00	0	0	0	0	1						2.31
11	2F		2.09	x 0.20	1	1	1	1	0	0					2.29
12	CCoSp4		3.50	-0.10	0	0	-1	0	-2						3.40
			36.31												32.81
Program Components				Factor											
Skating Skills				1.60	4.25	4.75	4.25	5.00	4.25						4.42
Transitions				1.60	4.75	4.25	4.00	4.75	4.00						4.33
Performance				1.60	5.00	4.50	4.00	4.25	4.00						4.25
Composition				1.60	4.75	5.00	4.00	4.75	4.00						4.50
Interpretation of the Music				1.60	5.00	5.00	4.25	5.00	4.50						4.83
Judges Total Program Component Score (factored)															35.73

Deductions	Falls: -2.00(2)	-2.00
-------------------	-----------------	--------------

x Credit for highlight distribution, base value multiplied by 1.1

Rank	Name	Nation	Starting Number	Total Segment Score	Total Element Score	Total Program Score (factored)	Total Component Score (factored)	Total Deductions
12	Eva Dogg SAEMUNSDOTTIR	ISL	4	51.96	23.89		29.07	1.00

#	Executed Elements	Info	Base Value	GOE	J1	J2	J3	J4	J5	J6	J7	J8	J9	Ref	Scores of Panel
1	1A		1.10	-0.13	0	-1	-2	-1	0						0.97
2	3Lo<<	<<	1.80	-0.90	-3	-3	-3	-3	-3						0.90
3	LSp3		2.40	0.50	1	1	1	1	1						2.90
4	2T		1.30	-0.60	-3	-3	-2	-3	-3						0.70
5	StSq3		3.30	0.00	1	0	0	0	0						3.30
6	1A+1T		1.65	x -0.13	0	-1	-1	-1	0						1.52
7	2F+1Lo+2S		4.07	x 0.10	1	0	0	0	1						4.17
8	2Lz+2T	!	3.74	x -0.80	-3	-2	-3	-2	-3						2.94
9	CCoSp1V		1.70	-0.10	0	0	-1	0	-1						1.60
10	ChSq1		2.00	0.00	0	0	-1	0	0						2.00
11	2F		2.09	x -0.90	-3	-3	-3	-3	-3						1.19
12	FSSp2		2.30	-0.60	-2	-1	-2	-2	-2						1.70
			27.45												23.89
Program Components				Factor											
Skating Skills				1.60	3.50	3.75	3.50	3.75	3.75						3.67
Transitions				1.60	3.75	3.50	3.00	3.25	3.50						3.42
Performance				1.60	4.00	3.50	2.50	3.25	3.50						3.42
Composition				1.60	4.25	4.00	3.25	3.50	4.00						3.83
Interpretation of the Music				1.60	4.50	4.00	3.50	3.50	4.00						3.83
Judges Total Program Component Score (factored)															29.07

Deductions	Falls: -1.00(1)	-1.00
-------------------	-----------------	--------------

<< Downgraded jump x Credit for highlight distribution, base value multiplied by 1.1 ! Not clear edge

Golden Bear 2017

SENIOR LADIES FREE SKATING

JUDGES DETAILS PER SKATER

Rank	Name	Nation	Starting Number	Total Segment Score	Total Element Score	Total Program Score (factored)	Total Component Score (factored)	Total Deductions
13	Zahra LARI	UAE	5	46.75	18.88		27.87	0.00

#	Executed Elements	Info	Base Value	GOE	J1	J2	J3	J4	J5	J6	J7	J8	J9	Ref	Scores of Panel
1	2S		1.30	0.07	0	0	0	1	1						1.37
2	A		0.00	0.00	-	-	-	-	-						0.00
3	3S<<	<<	1.30	-0.60	-3	-3	-3	-3	-3						0.70
4	1A		1.10	-0.20	-1	-1	-1	-1	0						0.90
5	FCSp2		2.30	-0.20	0	0	-1	-1	-1						2.10
6	StSq1		1.80	0.00	0	0	0	0	-1						1.80
7	LSp1		1.50	0.00	0	0	0	0	-1						1.50
8	2Lo+1Lo+2S	x	3.96	-0.30	0	-1	-1	-1	-2						3.66
9	1Lo	x	0.55	0.00	0	0	0	-1	0						0.55
10	2T	x	1.43	-0.13	0	-1	0	-1	-1						1.30
11	ChSq1		2.00	-0.17	0	0	-1	0	-1						1.83
12	CCoSp3		3.00	0.17	0	0	1	0	1						3.17
			20.24												18.88
Program Components				Factor											
Skating Skills				1.60	3.00	3.75	3.25	3.50	4.25						3.50
Transitions				1.60	3.75	3.50	2.75	3.50	4.00						3.58
Performance				1.60	4.00	3.25	2.75	3.00	3.50						3.25
Composition				1.60	4.25	3.75	3.00	3.50	3.75						3.67
Interpretation of the Music				1.60	4.25	3.50	3.00	3.25	3.50						3.42
Judges Total Program Component Score (factored)															27.87

Deductions	0.00
-------------------	-------------

<< Downgraded jump x Credit for highlight distribution, base value multiplied by 1.1

Rank	Name	Nation	Starting Number	Total Segment Score	Total Element Score	Total Program Score (factored)	Total Component Score (factored)	Total Deductions
14	Maria VINOGRADOVA	SVK	2	40.90	18.16		23.74	1.00

#	Executed Elements	Info	Base Value	GOE	J1	J2	J3	J4	J5	J6	J7	J8	J9	Ref	Scores of Panel
1	2S<<	<<	0.40	-0.30	-3	-3	-3	-3	-3						0.10
2	FCSp1		1.90	0.00	0	0	1	0	0						1.90
3	1A		1.10	0.00	0	0	0	0	1						1.10
4	2F<	<	1.40	-0.90	-3	-3	-3	-3	-3						0.50
5	2Lo		1.80	-0.60	-1	-2	-2	-2	-3						1.20
6	CCoSp3		3.00	-0.10	0	-1	0	-1	0						2.90
7	2F<	x	1.54	-0.30	-1	-2	-1	-1	-1						1.24
8	StSq1		1.80	-0.10	0	-1	0	0	-1						1.70
9	2Lo+1Lo+2S<	x	3.52	-0.50	-1	-2	-2	-1	-2						3.02
10	3S<<	<<	1.43	-0.60	-3	-3	-3	-3	-3						0.83
11	ChSq1		2.00	0.47	1	1	1	0	0						2.47
12	LSp1		1.50	-0.30	-1	-1	-1	-1	-1						1.20
			21.39												18.16
Program Components				Factor											
Skating Skills				1.60	2.25	3.00	3.00	3.00	2.75						2.92
Transitions				1.60	2.75	2.50	2.75	2.75	2.50						2.67
Performance				1.60	3.00	3.00	2.25	2.75	3.00						2.92
Composition				1.60	3.00	3.25	3.00	3.00	3.50						3.08
Interpretation of the Music				1.60	3.25	2.75	3.25	3.25	3.50						3.25
Judges Total Program Component Score (factored)															23.74

Deductions	Falls: -1.00(1)	-1.00
-------------------	-----------------	--------------

< Under-rotated jump << Downgraded jump x Credit for highlight distribution, base value multiplied by 1.1

Golden Bear 2017

SENIOR LADIES FREE SKATING

JUDGES DETAILS PER SKATER

Rank	Name	Nation	Starting Number	Total Segment Score	Total Element Score	Total Program Score (factored)	Total Component Score (factored)	Total Deductions
15	Ursa KRUSEC	SLO	3	36.52	17.78		19.74	1.00

#	Executed Elements	Info	Base Value	GOE	J1	J2	J3	J4	J5	J6	J7	J8	J9	Ref	Scores of Panel		
1	2Lo		1.80	-0.10	0	-1	0	0	-2						1.70		
2	1Lz	!	0.60	-0.20	-1	-2	-2	-2	-2						0.40		
3	2S		1.30	0.00	0	0	0	0	0						1.30		
4	FCCoSp4		3.50	-0.20	0	-1	-1	0	-2						3.30		
5	2A<<	<<	1.10	-0.60	-3	-3	-3	-3	-3						0.50		
6	ChSq1		2.00	-0.33	0	-1	0	-1	-1						1.67		
7	1F+1Lo<+1S	<	1.43	x -0.20	-1	-2	-2	-2	-2						1.23		
8	2T		1.43	x -0.60	-3	-3	-3	-3	-3						0.83		
9	CCoSp3		3.00	-0.20	0	-1	-1	-1	0						2.80		
10	1F		0.55	x -0.10	0	-1	-1	-1	-1						0.45		
11	StSqB		1.50	-0.30	0	-1	-2	-1	-1						1.20		
12	CSSp3		2.60	-0.20	0	-1	-1	-1	0						2.40		
			20.81												17.78		
Program Components				Factor													
Skating Skills				1.60	2.50	2.75	2.75	2.50	2.75							2.67	
Transitions				1.60	2.50	2.25	2.25	2.00	2.25							2.25	
Performance				1.60	2.75	2.50	2.00	2.25	1.50								2.25
Composition				1.60	3.00	3.00	2.75	2.50	2.50								2.75
Interpretation of the Music				1.60	3.25	2.75	2.25	2.25	2.00								2.42
Judges Total Program Component Score (factored)																19.74	

Deductions	Falls: -1.00(1)	-1.00
-------------------	-----------------	--------------

< Under-rotated jump << Downgraded jump x Credit for highlight distribution, base value multiplied by 1.1 ! Not clear edge

Rank	Name	Nation	Starting Number	Total Segment Score	Total Element Score	Total Program Score (factored)	Total Component Score (factored)	Total Deductions
16	Romana GRGIC	CRO	1	20.38	6.12		14.26	0.00

#	Executed Elements	Info	Base Value	GOE	J1	J2	J3	J4	J5	J6	J7	J8	J9	Ref	Scores of Panel		
1	2S<<+SEQ+1A<*	*	0.32	-0.30	-3	-3	-3	-3	-3						0.02		
2	2Lo<<	<<	0.50	-0.30	-3	-3	-3	-3	-3						0.20		
3	2F<<+2Lo<<	<<	1.00	-0.30	-3	-3	-3	-3	-3						0.70		
4	1A		1.10	-0.53	-3	-2	-2	-3	-3						0.57		
5	StSqB		1.50	-0.40	0	-2	-1	-1	-2						1.10		
6	2F<<	<<	0.55	x -0.30	-3	-3	-3	-3	-3						0.25		
7	FSSp1V		1.40	-0.90	-3	-3	-3	-3	-3						0.50		
8	1S		0.44	x -0.03	0	0	-1	-1	0						0.41		
9	2T<<	<<	0.44	x -0.30	-3	-3	-3	-3	-3						0.14		
10	ChSq1		2.00	-0.67	-1	-2	-1	-1	-3						1.33		
11	LSpB		1.20	-0.30	-1	-1	-2	-1	0						0.90		
12	CCoSp		0.00	0.00	-	-	-	-	-						0.00		
			10.45												6.12		
Program Components				Factor													
Skating Skills				1.60	1.75	2.00	2.25	1.75	1.75							1.83	
Transitions				1.60	2.00	1.75	1.75	1.50	1.75							1.75	
Performance				1.60	2.25	1.50	1.50	1.25	1.75								1.58
Composition				1.60	2.50	2.00	2.00	1.50	1.50								1.83
Interpretation of the Music				1.60	2.50	2.00	2.25	1.50	1.00								1.92
Judges Total Program Component Score (factored)																14.26	

Deductions		0.00
-------------------	--	-------------

< Under-rotated jump << Downgraded jump * Invalid element x Credit for highlight distribution, base value multiplied by 1.1

Golden Bear 2017

JUNIOR MEN

Velesajam	28 lis 2017 29 lis 2017	Short Program Free Skating
------------------	----------------------------	-------------------------------

Size of Skating Area	:	30m*60m
Ice Conditions	:	very good
Number of Entries	:	8
Number of Participants	:	8

Entry Withdrawn	:	
-----------------	---	--

Short Program			
Duration	:	2:40	+ - 10 Sec.
Segment Factor	:	1,00	
Program Component Factors			
		Skating Skills	1.00
		Transitions	1.00
		Performance	1.00
		Composition	1.00
		Interpretation of the Music	1.00

Free Skating			
Duration	:	4:00	+ - 10 Sec.
Segment Factor	:	1,00	
Program Components Factors			
		Skating Skills	2.00
		Transitions	2.00
		Performance	2.00
		Composition	2.00
		Interpretation of the Music	2.00

Golden Bear 2017

PANEL OF JUDGES

JUNIOR MEN - SHORT PROGRAM

Officials

Technical Controller	Ms. Elisabetta BIGNARDI	ITA
Technical Specialist	Ms. Tamara DOROFJEV	HUN
Assistant Technical Specialist	Ms. Sandra PAVICIC	CRO

Judges

Referee	Ms. Lovorka KODRIN	CRO
Judges	Ms. Veronique GOSSELIN	CAN
	Mr. Josip CEROVAC	CRO
	Ms. Miluse SAFRANKOVA	CZE
	Ms. Halla BJORG SIGURTHORSDDOTTIR	ISL
	Ms. Denise GALLANDAT	SUI

Data/Replay Operator

	Mr. Tomislav BISCAN	CRO
	Ms. Natasa BAHAT	CRO

Golden Bear 2017

RESULTS

JUNIOR MEN AFTER SHORT PROGRAM


Pl. Name	Nation	Total Score	SP	FS
1 Gabriele FRANGIPANI	ITA	59.17	1	
2 Filip SCERBA	CZE	45.46	2	
3 Charles KATANOVIC	LDA CRO	41.09	3	
4 Xan ROLS	FRA	37.16	4	
5 Artemiy KOSITSYN	SUI	36.84	5	
6 Alessandro ZARBO	ITA	31.97	6	
7 Anton SKOFICZ	AUT	31.45	7	
Withdrawn Beresford CLEMENTS	CAN			

Ms. Lovorka KODRIN CRO

Referee 

Printed: 10/28/2017 11:58:29AM

Ms. Elisabetta BIGNARDI ITA

Technical Controller 

JUNIOR MEN

RESULT DETAILS SHORT PROGRAM

Pl.	Name	Nation	Total Segment Score =	Total Element Score +	Tot. Prog. Comp. Score * +	SS	TR	PE	CO	IN	Deduct. -
1	Gabriele FRANGIPANI	ITA	59.17	34.50	25.67	5.42	5.08	5.00	5.25	4.92	1.00
2	Filip SCERBA	CZE	45.46	22.79	23.67	4.92	4.67	4.33	4.83	4.92	1.00
3	Charles KATANOVIC	CRO	41.09	20.93	20.16	4.17	3.75	4.08	4.08	4.08	0.00
4	Xan ROLS	FRA	37.16	15.73	22.43	4.67	4.17	4.50	4.42	4.67	1.00
5	Artemiy KOSITSYN	SUI	36.84	16.93	20.91	4.42	4.00	4.08	4.33	4.08	1.00
6	Alessandro ZARBO	ITA	31.97	13.30	19.67	4.25	3.75	3.83	3.92	3.92	1.00
7	Anton SKOFICZ	AUT	31.45	15.61	17.84	3.92	3.50	3.42	3.67	3.33	2.00

SS = Skating Skills

TR = Transitions

PE = Performance

CO = Composition

IN = Interpretation of the Music

* = factored score

Printed: 30.10.2017. 9:59:49

Golden Bear 2017

JUNIOR MEN SHORT PROGRAM

JUDGES DETAILS PER SKATER

Rank	Name	Nation	Starting Number	Total Segment Score	Total Element Score	Program Score (factored)	Total Component Score (factored)	Total Deductions
1	Gabriele FRANGIPANI	ITA	4	59.17	34.50		25.67	1.00

#	Executed Elements	Info	Base Value	GOE	J1	J2	J3	J4	J5	J6	J7	J8	J9	Ref	Scores of Panel
1	3A		8.50	-3.00	-3	-3	0	-3	-3						5.50
2	3F+3T	!	9.60	-0.70	-1	-1	-1	0	-1						8.90
3	FSSp4		3.00	0.50	1	1	1	1	0						3.50
4	3Lz		6.00	0.47	1	1	1	0	-1						6.47
5	CCSp4		3.20	-0.20	-1	-1	0	-1	1						3.00
6	StSq3		3.30	0.33	1	1	1	0	0						3.63
7	CCoSp4		3.50	0.00	0	1	0	0	0						3.50
			37.10												34.50
	Program Components			Factor											
	Skating Skills			1.00	5.50	5.75	4.75	5.00	6.00						5.42
	Transitions			1.00	5.25	5.50	4.50	4.75	5.25						5.08
	Performance			1.00	5.25	5.50	4.75	4.50	5.00						5.00
	Composition			1.00	5.50	5.50	4.75	4.75	5.50						5.25
	Interpretation of the Music			1.00	5.00	5.75	4.75	4.75	5.00						4.92
	Judges Total Program Component Score (factored)														25.67

Deductions	Falls: -1.00	-1.00
-------------------	--------------	--------------

! Not clear edge

Rank	Name	Nation	Starting Number	Total Segment Score	Total Element Score	Program Score (factored)	Total Component Score (factored)	Total Deductions
2	Filip SCERBA	CZE	8	45.46	22.79		23.67	1.00

#	Executed Elements	Info	Base Value	GOE	J1	J2	J3	J4	J5	J6	J7	J8	J9	Ref	Scores of Panel
1	3Lo+3T		9.40	-0.93	-2	-1	-1	-2	-1						8.47
2	CCSp3		2.80	-0.30	-2	-1	-1	0	-1						2.50
3	FSSp3		2.60	-0.10	0	-1	0	0	-1						2.50
4	StSq3		3.30	0.17	0	1	1	0	0						3.47
5	3Lz<	<	4.62	x -2.10	-3	-3	-3	-3	-3						2.52
6	1A*	*	0.00	x 0.00	-	-	-	-	-						0.00
7	CCoSp3		3.00	0.33	1	1	0	0	1						3.33
			25.72												22.79
	Program Components			Factor											
	Skating Skills			1.00	5.25	4.75	4.50	4.75	5.75						4.92
	Transitions			1.00	4.75	4.50	4.25	4.75	5.00						4.67
	Performance			1.00	4.50	4.00	4.25	4.25	5.00						4.33
	Composition			1.00	5.00	4.75	4.50	4.75	5.25						4.83
	Interpretation of the Music			1.00	4.75	5.00	4.50	5.25	5.00						4.92
	Judges Total Program Component Score (factored)														23.67

Deductions	Falls: -1.00	-1.00
-------------------	--------------	--------------

< Under-rotated jump * Invalid element x Credit for highlight distribution, base value multiplied by 1.1

Golden Bear 2017

JUNIOR MEN SHORT PROGRAM

JUDGES DETAILS PER SKATER

Rank	Name	Nation	Starting Number	Total Segment Score	Total Element Score	Program Score (factored)	Total Component Score (factored)	Total Deductions
3	Charles KATANOVIC	CRO	1	41.09	20.93		20.16	0.00

#	Executed Elements	Info	Base Value	GOE	J1	J2	J3	J4	J5	J6	J7	J8	J9	Ref	Scores of Panel
1	3T+2T		5.60	0.00	0	0	0	0	1						5.60
2	2Lz		2.10	-0.90	-3	-3	-3	-3	-2						1.20
3	2A		3.30	-0.17	-1	0	0	0	-1						3.13
4	CCSp2		2.30	-0.30	-2	-1	-1	-1	-1						2.00
5	FSSp4		3.00	-0.10	-1	0	0	0	-1						2.90
6	StSq2		2.60	0.00	0	0	0	0	0						2.60
7	CCoSp4		3.50	0.00	0	0	0	1	0						3.50
			22.40												20.93
	Program Components			Factor											
	Skating Skills			1.00	4.00	4.00	4.00	4.75	4.50						4.17
	Transitions			1.00	3.50	3.50	3.75	4.75	4.00						3.75
	Performance			1.00	4.00	4.00	4.00	4.25	4.25						4.08
	Composition			1.00	4.00	4.00	4.00	4.25	4.25						4.08
	Interpretation of the Music			1.00	4.00	4.25	4.00	4.25	4.00						4.08
	Judges Total Program Component Score (factored)														20.16

Deductions															0.00
-------------------	--	--	--	--	--	--	--	--	--	--	--	--	--	--	-------------

Rank	Name	Nation	Starting Number	Total Segment Score	Total Element Score	Program Score (factored)	Total Component Score (factored)	Total Deductions
4	Xan ROLS	FRA	6	37.16	15.73		22.43	1.00

#	Executed Elements	Info	Base Value	GOE	J1	J2	J3	J4	J5	J6	J7	J8	J9	Ref	Scores of Panel
1	3Lz<<	<<	2.10	-0.90	-3	-3	-3	-3	-3						1.20
2	CCoSp3V		2.50	0.17	0	1	1	0	-1						2.67
3	3T+COMBO		4.30	-2.10	-3	-3	-3	-3	-3						2.20
4	2A		3.30	-0.17	0	-1	0	-1	0						3.13
5	FSSp3		2.60	-0.10	0	-1	0	0	-1						2.50
6	CCSp2		2.30	-0.40	-2	-1	-1	-1	-2						1.90
7	StSq1		1.80	0.33	0	1	0	1	1						2.13
			18.90												15.73
	Program Components			Factor											
	Skating Skills			1.00	4.50	5.25	4.75	4.75	3.75						4.67
	Transitions			1.00	3.75	4.75	4.25	4.50	3.50						4.17
	Performance			1.00	4.50	4.75	4.50	4.50	3.75						4.50
	Composition			1.00	4.50	5.25	4.50	4.25	3.75						4.42
	Interpretation of the Music			1.00	5.00	5.00	4.50	4.50	3.75						4.67
	Judges Total Program Component Score (factored)														22.43

Deductions	Falls: -1.00														-1.00
-------------------	--------------	--	--	--	--	--	--	--	--	--	--	--	--	--	--------------

<< Downgraded jump

Golden Bear 2017

JUNIOR MEN SHORT PROGRAM

JUDGES DETAILS PER SKATER

Rank	Name	Nation	Starting Number	Total Segment Score	Total Element Score	Program Score (factored)	Component Score (factored)	Total Deductions
5	Artemiy KOSITSYN	SUI	3	36.84	16.93		20.91	1.00

#	Executed Elements	Info	Base Value	GOE	J1	J2	J3	J4	J5	J6	J7	J8	J9	Ref	Scores of Panel
1	3T+2T		5.60	-1.40	-2	-2	-2	-3	-2						4.20
2	3Lz		6.00	-2.10	-3	-3	-3	-3	-3						3.90
3	CCSp		0.00	0.00	-	-	-	-	-						0.00
4	CCoSp		0.00	0.00	-	-	-	-	-						0.00
5	2A	x	3.63	0.00	0	0	0	0	0						3.63
6	StSq2		2.60	0.00	0	0	0	0	0						2.60
7	FSSp3		2.60	0.00	0	0	0	0	-1						2.60
			20.43												16.93
	Program Components			Factor											
	Skating Skills			1.00	5.00	4.50	4.00	4.50	4.25						4.42
	Transitions			1.00	4.50	3.75	3.75	4.25	4.00						4.00
	Performance			1.00	4.25	4.00	3.75	4.00	4.25						4.08
	Composition			1.00	4.75	4.00	4.00	4.75	4.25						4.33
	Interpretation of the Music			1.00	4.50	3.75	4.00	4.25	4.00						4.08
	Judges Total Program Component Score (factored)														20.91

Deductions	Falls: -1.00	-1.00
-------------------	--------------	--------------

x Credit for highlight distribution, base value multiplied by 1.1

Rank	Name	Nation	Starting Number	Total Segment Score	Total Element Score	Program Score (factored)	Component Score (factored)	Total Deductions
6	Alessandro ZARBO	ITA	2	31.97	13.30		19.67	1.00

#	Executed Elements	Info	Base Value	GOE	J1	J2	J3	J4	J5	J6	J7	J8	J9	Ref	Scores of Panel
1	2Lz		2.10	0.00	0	0	0	0	0						2.10
2	3S+COMBO+2T*	*	4.40	-2.10	-3	-3	-3	-3	-3						2.30
3	FSSp3		2.60	-0.10	-1	0	0	-1	0						2.50
4	2A		3.30	-0.83	-1	-2	-2	-1	-2						2.47
5	StSq2		2.60	-0.17	-1	0	0	-1	0						2.43
6	CCoSp2V		2.00	-0.50	-3	-2	-2	0	-1						1.50
7	CCoSp3*	*	0.00	0.00	-	-	-	-	-						0.00
			17.00												13.30
	Program Components			Factor											
	Skating Skills			1.00	3.75	4.25	4.25	4.25	4.50						4.25
	Transitions			1.00	3.50	3.75	3.75	3.75	4.25						3.75
	Performance			1.00	3.25	3.75	4.00	3.75	4.00						3.83
	Composition			1.00	3.75	4.00	4.00	3.50	4.25						3.92
	Interpretation of the Music			1.00	3.25	4.00	4.25	3.75	4.00						3.92
	Judges Total Program Component Score (factored)														19.67

Deductions	Falls: -1.00	-1.00
-------------------	--------------	--------------

* Invalid element

Golden Bear 2017

JUNIOR MEN SHORT PROGRAM

JUDGES DETAILS PER SKATER

Rank	Name	Nation	Starting Number	Total Segment Score	Total Element Score	Program Score (factored)	Total Component Score (factored)	Total Deductions
7	Anton SKOFICZ	AUT	5	31.45	15.61		17.84	2.00

#	Executed Elements	Info	Base Value	GOE	J1	J2	J3	J4	J5	J6	J7	J8	J9	Ref	Scores of Panel
1	3S+COMBO		4.40	-2.10	-3	-3	-3	-3	-3						2.30
2	CCSp2		2.30	0.00	0	1	0	0	0						2.30
3	CCoSp4		3.50	0.00	0	0	0	0	1						3.50
4	StSq2		2.60	0.00	0	0	0	0	0						2.60
5	1A*	*	0.00	x 0.00	-	-	-	-	-						0.00
6	2Lz		2.31	x 0.00	0	0	0	0	0						2.31
7	FSSp3		2.60	0.00	0	0	0	0	0						2.60
			17.71												15.61
	Program Components			Factor											
	Skating Skills			1.00	4.00	3.75	3.50	4.00	4.00						3.92
	Transitions			1.00	3.25	3.50	3.25	3.75	3.75						3.50
	Performance			1.00	3.25	3.50	3.25	3.50	3.75						3.42
	Composition			1.00	3.75	3.75	3.50	3.50	4.00						3.67
	Interpretation of the Music			1.00	3.25	3.25	3.25	3.50	3.50						3.33
	Judges Total Program Component Score (factored)														17.84

Deductions	Falls: -2.00	-2.00
-------------------	--------------	--------------

* Invalid element x Credit for highlight distribution, base value multiplied by 1.1

printed: 30.10.2017. 9:42:53

Golden Bear 2017

PANEL OF JUDGES

JUNIOR MEN - FREE SKATING

Officials

Technical Controller	Ms. Elisabetta BIGNARDI	ITA
Technical Specialist	Ms. Tamara DOROFJEV	HUN
Assistant Technical Specialist	Ms. Sandra PAVICIC	CRO

Judges

Referee	Ms. Lovorka KODRIN	CRO
Judges	Ms. Veronique GOSSELIN	CAN
	Mr. Josip CEROVAC	CRO
	Ms. Miluse SAFRANKOVA	CZE
	Ms. Halla BJORG SIGURTHORSDDOTTIR	ISL
	Ms. Denise GALLANDAT	SUI

Data/Replay Operator

	Mr. Tomislav BISCAN	CRO
	Ms. Natasa BAHAT	CRO

Golden Bear 2017


RESULTS

JUNIOR MEN FINAL RESULT

Pl. Name	Nation	Total Score	SP	FS
1 Filip SCERBA	CZE	149.76	2	1
2 Gabriele FRANGIPANI	ITA	145.08	1	4
3 Charles KATANOVIC	LDA CRO	130.09	3	3
4 Xan ROLS	FRA	129.10	4	2
5 Artemiy KOSITSYN	SUI	112.38	5	5
6 Anton SKOFICZ	AUT	99.60	7	6
7 Alessandro ZARBO	ITA	85.70	6	7
Withdrawn Beresford CLEMENTS	CAN			

Ms. Lovorka KODRIN CRO

Referee



Printed: 10/29/2017 9:04:32AM

Ms. Elisabetta BIGNARDI ITA

Technical Controller



JUNIOR MEN

RESULT DETAILS FREE SKATING

Pl.	Name	Nation	Total Segment Score =	Total Element Score +	Tot. Prog. Comp. Score * +	SS	TR	PE	CO	IN	Deduct. -
1	Filip SCERBA	CZE	104.30	51.80	52.50	5.50	5.17	5.33	5.25	5.00	0.00
2	Xan ROLS	FRA	91.94	46.26	45.68	4.75	4.17	4.75	4.50	4.67	0.00
3	Charles KATANOVIC	CRO	89.00	44.50	44.50	4.50	4.25	4.50	4.50	4.50	0.00
4	Gabriele FRANGIPANI	ITA	85.91	38.23	48.68	5.17	4.67	4.67	5.00	4.83	1.00
5	Artemiy KOSITSYN	SUI	75.54	32.86	42.68	4.42	4.33	4.00	4.42	4.17	0.00
6	Anton SKOFICZ	AUT	68.15	31.99	37.16	3.83	3.50	3.83	3.75	3.67	1.00
7	Alessandro ZARBO	ITA	53.73	24.41	32.32	3.58	3.08	2.92	3.50	3.08	3.00

SS = Skating Skills

TR = Transitions

PE = Performance

CO = Composition

IN = Interpretation of the Music

* = factored score

Printed: 30.10.2017. 9:59:53

Golden Bear 2017

JUNIOR MEN FREE SKATING

JUDGES DETAILS PER SKATER

Rank	Name	Nation	Starting Number	Total Segment Score	Total Element Score	Program Score (factored)	Total Component Score (factored)	Total Deductions
1	Filip SCERBA	CZE	6	104.30	51.80		52.50	0.00

#	Executed Elements	Info	Base Value	GOE	J1	J2	J3	J4	J5	J6	J7	J8	J9	Ref	Scores of Panel	
1	3F		5.30	0.47	0	1	1	0	1						5.77	
2	3Lz+3T<	<	9.00	-2.10	-3	-3	-3	-3	-2						6.90	
3	2A+2T		4.60	0.33	0	1	1	0	1						4.93	
4	CSSp4		3.00	0.50	1	1	1	1	1						3.50	
5	3Lo		5.10	0.47	1	1	1	0	0						5.57	
6	1Lz		0.60	0.00	0	0	0	1	0						0.60	
7	3Lo+2T+2Lo	x	9.02	0.00	0	0	1	0	0						9.02	
8	FCCoSp2		2.50	0.17	0	0	1	-1	1						2.67	
9	StSq2		2.60	0.00	0	0	0	0	0						2.60	
10	3S	x	4.84	-1.40	-2	-2	-2	-3	-2						3.44	
11	2A	x	3.63	0.00	-1	0	0	0	1						3.63	
12	CCoSp3		3.00	0.17	1	0	0	-1	1						3.17	
			53.19												51.80	
Program Components			Factor													
Skating Skills			2.00			5.75	5.25	5.50	4.75	6.25					5.50	
Transitions			2.00			5.75	4.75	5.25	5.00	5.25					5.17	
Performance			2.00			5.50	5.50	5.50	4.25	5.00					5.33	
Composition			2.00			5.50	5.00	5.25	4.75	5.50					5.25	
Interpretation of the Music			2.00			5.00	5.00	5.50	4.50	5.00					5.00	
Judges Total Program Component Score (factored)																52.50

Deductions	0.00
-------------------	-------------

< Under-rotated jump x Credit for highlight distribution, base value multiplied by 1.1

Rank	Name	Nation	Starting Number	Total Segment Score	Total Element Score	Program Score (factored)	Total Component Score (factored)	Total Deductions
2	Xan ROLS	FRA	4	91.94	46.26		45.68	0.00

#	Executed Elements	Info	Base Value	GOE	J1	J2	J3	J4	J5	J6	J7	J8	J9	Ref	Scores of Panel	
1	3Lo		5.10	-2.10	-3	-3	-3	-3	-2						3.00	
2	CCoSp4		3.50	0.33	1	1	1	0	0						3.83	
3	3T+2T		5.60	-0.23	0	-1	-1	0	0						5.37	
4	FCCoSp3V		2.50	0.00	0	0	0	0	1						2.50	
5	3S		4.40	-0.47	-1	-1	-1	0	0						3.93	
6	2A	x	3.63	0.00	0	1	0	0	0						3.63	
7	3S+2T	x	6.27	0.00	0	0	0	0	0						6.27	
8	3T	x	4.73	0.23	1	0	1	0	0						4.96	
9	2Lz+1Lo<+2S	<	4.18	-0.60	-2	-2	-2	-2	-1						3.58	
10	StSq1		1.80	0.50	1	1	1	0	1						2.30	
11	2A	x	3.63	0.33	1	1	1	0	0						3.96	
12	CSSp3		2.60	0.33	0	1	0	1	1						2.93	
			47.94												46.26	
Program Components			Factor													
Skating Skills			2.00			5.00	4.75	4.75	4.75	4.25					4.75	
Transitions			2.00			4.25	4.25	4.50	4.00	4.00					4.17	
Performance			2.00			5.50	5.00	4.75	3.75	4.50					4.75	
Composition			2.00			5.25	4.50	4.50	4.00	4.50					4.50	
Interpretation of the Music			2.00			5.00	4.75	4.75	3.50	4.50					4.67	
Judges Total Program Component Score (factored)																45.68

Deductions	0.00
-------------------	-------------

< Under-rotated jump x Credit for highlight distribution, base value multiplied by 1.1

Golden Bear 2017

JUNIOR MEN FREE SKATING

JUDGES DETAILS PER SKATER

Rank	Name	Nation	Starting Number	Total Segment Score	Total Element Score	Program Score (factored)	Total Component Score (factored)	Total Deductions
3	Charles KATANOVIC	CRO	5	89.00	44.50		44.50	0.00

#	Executed Elements	Info	Base Value	GOE	J1	J2	J3	J4	J5	J6	J7	J8	J9	Ref	Scores of Panel
1	3Lo		5.10	-1.40	-2	-2	-2	-1	-2						3.70
2	3T+2T		5.60	0.00	0	0	1	0	0						5.60
3	3S+2T		5.70	0.00	0	0	0	0	0						5.70
4	FCCoSp4		3.50	0.00	-1	0	0	0	0						3.50
5	3T		4.30	-0.23	-1	1	0	-1	0						4.07
6	2A		3.63	x 0.00	0	1	0	0	0						3.63
7	CCoSp4		3.50	0.33	0	1	1	1	0						3.83
8	3S		4.84	x 0.23	0	0	1	0	1						5.07
9	2Lz+1Lo+2S		4.29	x -0.60	-2	-2	-2	-2	-2						3.69
10	1A		1.21	x 0.00	-1	0	0	0	0						1.21
11	StSq1		1.80	-0.30	-1	-1	-1	0	-1						1.50
12	CSSp4		3.00	0.00	0	0	0	-1	1						3.00
			46.47												44.50
Program Components				Factor											
Skating Skills				2.00	4.50	4.25	4.50	4.50	5.25						4.50
Transitions				2.00	4.00	4.00	4.25	4.50	4.75						4.25
Performance				2.00	4.50	4.50	4.50	4.25	5.00						4.50
Composition				2.00	4.25	4.25	4.50	4.75	5.25						4.50
Interpretation of the Music				2.00	4.25	4.25	4.50	4.75	4.75						4.50
Judges Total Program Component Score (factored)															44.50

Deductions	0.00
-------------------	-------------

x Credit for highlight distribution, base value multiplied by 1.1

Rank	Name	Nation	Starting Number	Total Segment Score	Total Element Score	Program Score (factored)	Total Component Score (factored)	Total Deductions
4	Gabriele FRANGIPANI	ITA	7	85.91	38.23		48.68	1.00

#	Executed Elements	Info	Base Value	GOE	J1	J2	J3	J4	J5	J6	J7	J8	J9	Ref	Scores of Panel
1	3A		8.50	-3.00	-3	-3	-3	-3	-3						5.50
2	2A		3.30	-0.67	0	-1	-2	-1	-2						2.63
3	StSq3		3.30	0.33	1	0	0	1	1						3.63
4	CCoSp4		3.50	0.50	1	1	1	1	1						4.00
5	3Lz<<	<<	2.31	x -0.90	-3	-3	-3	-3	-3						1.41
6	1F+1Lo+2S		2.53	x -0.20	-1	-1	-1	-1	-1						2.33
7	1A		1.21	x 0.00	0	0	0	0	0						1.21
8	1F		0.55	x -0.07	-1	-1	-1	0	0						0.48
9	FSSp2		2.30	-0.10	0	-1	0	-1	0						2.20
10	3Lo+2T		7.04	x 0.00	0	0	0	0	0						7.04
11	3S+2T		6.27	x -0.47	-1	-1	-1	0	0						5.80
12	CCSp2		2.30	-0.30	-1	-2	-1	-1	-1						2.00
			43.11												38.23
Program Components				Factor											
Skating Skills				2.00	5.00	5.00	5.00	5.50	5.50						5.17
Transitions				2.00	4.50	4.00	4.50	5.00	5.00						4.67
Performance				2.00	4.25	4.00	4.75	5.00	5.00						4.67
Composition				2.00	5.00	4.75	4.75	6.00	5.25						5.00
Interpretation of the Music				2.00	4.75	4.00	4.50	6.00	5.25						4.83
Judges Total Program Component Score (factored)															48.68

Deductions	Falls: -1.00	-1.00
-------------------	--------------	--------------

<< Downgraded jump x Credit for highlight distribution, base value multiplied by 1.1

Golden Bear 2017

JUNIOR MEN FREE SKATING

JUDGES DETAILS PER SKATER

Rank	Name	Nation	Starting Number	Total Segment Score	Total Element Score	Program Score (factored)	Total Component Score (factored)	Total Deductions
5	Artemiy KOSITSYN	SUI	3	75.54	32.86		42.68	0.00

#	Executed Elements	Info	Base Value	GOE	J1	J2	J3	J4	J5	J6	J7	J8	J9	Ref	Scores of Panel
1	3Lz+2T		7.30	-0.70	-1	-1	-1	-1	-1						6.60
2	3T<	<	3.00	-1.87	-3	-2	-3	-3	-2						1.13
3	3Lz		6.00	0.47	1	1	1	0	0						6.47
4	1A		1.10	0.00	0	0	0	0	0						1.10
5	FCSSp		0.00	0.00	-	-	-	-	-						0.00
6	3Lo<+1Lo+2S	<	5.40	-1.17	-2	-2	-2	-1	-1						4.23
7	2Lz	x	2.31	0.00	0	0	0	0	0						2.31
8	CCoSp2		2.50	-0.50	-2	-1	-2	-2	-1						2.00
9	3Lo<	<	3.96	-1.40	-2	-2	-2	-1	-2						2.56
10	2A<+2T	<	3.96	-1.00	-2	-2	-2	-2	-1						2.96
11	StSq3		3.30	0.00	0	-1	0	0	0						3.30
12	SSpB		1.10	-0.90	-3	-3	-3	-3	-2						0.20
			39.93												32.86
Program Components			Factor												
Skating Skills			2.00			5.00	4.25	4.25	4.25	4.75					4.42
Transitions			2.00			4.75	3.75	4.00	4.25	4.75					4.33
Performance			2.00			4.50	3.75	4.00	3.50	4.25					4.00
Composition			2.00			5.25	4.00	4.00	4.25	5.00					4.42
Interpretation of the Music			2.00			4.50	3.75	4.00	4.25	4.25					4.17
Judges Total Program Component Score (factored)															42.68

Deductions	0.00
-------------------	-------------

< Under-rotated jump x Credit for highlight distribution, base value multiplied by 1.1

Rank	Name	Nation	Starting Number	Total Segment Score	Total Element Score	Program Score (factored)	Total Component Score (factored)	Total Deductions
6	Anton SKOFICZ	AUT	1	68.15	31.99		37.16	1.00

#	Executed Elements	Info	Base Value	GOE	J1	J2	J3	J4	J5	J6	J7	J8	J9	Ref	Scores of Panel
1	2F		1.90	0.00	0	0	0	1	0						1.90
2	2A+2T		4.60	0.00	0	0	0	0	-1						4.60
3	2Lz		2.10	0.00	0	0	0	0	0						2.10
4	1S		0.40	-0.20	-2	-2	-3	-2	-2						0.20
5	FCCoSp4		3.50	-0.10	0	-1	0	-1	0						3.40
6	StSq2		2.60	-0.33	-1	-1	0	0	-1						2.27
7	2F	x	2.09	-0.60	-2	-2	-2	-2	-3						1.49
8	2A+1Lo+2Lo	x	6.16	-1.50	-3	-3	-3	-3	-3						4.66
9	2S+2T	x	2.86	0.00	0	0	0	0	0						2.86
10	CCoSp4		3.50	0.00	0	0	0	-1	0						3.50
11	2Lz	x	2.31	-0.20	-1	-1	-1	0	0						2.11
12	CSSp4		3.00	-0.10	0	0	-1	-1	0						2.90
			35.02												31.99
Program Components			Factor												
Skating Skills			2.00			3.75	4.00	4.00	3.75	3.75					3.83
Transitions			2.00			3.50	3.25	3.50	3.75	3.50					3.50
Performance			2.00			4.00	4.00	4.00	3.25	3.50					3.83
Composition			2.00			4.00	3.75	3.75	3.50	3.75					3.75
Interpretation of the Music			2.00			3.50	3.50	3.75	4.00	3.75					3.67
Judges Total Program Component Score (factored)															37.16

Deductions	Falls: -1.00	-1.00
-------------------	--------------	--------------

x Credit for highlight distribution, base value multiplied by 1.1

Golden Bear 2017

JUNIOR MEN FREE SKATING

JUDGES DETAILS PER SKATER

Rank	Name	Nation	Starting Number	Total Segment Score	Total Element Score	Total Program Component Score (factored)		Total Deductions
7	Alessandro ZARBO	ITA	2	53.73	24.41	32.32		3.00

#	Executed Elements	Info	Base Value	GOE	J1	J2	J3	J4	J5	J6	J7	J8	J9	Ref	Scores of Panel
1	2A		3.30	-1.00	-2	-2	-2	-2	-2						2.30
2	2Lz+2T		3.40	-0.30	-1	-1	-1	-1	-1						3.10
3	3S		4.40	-2.10	-3	-3	-3	-3	-3						2.30
4	FCSSp		0.00	0.00	-	-	-	-	-						0.00
5	3S<<+REP	<<	0.91	-0.60	-3	-3	-3	-3	-3						0.31
6	2A		3.30	0.00	0	0	0	0	0						3.30
7	StSq2		2.60	-0.50	-2	-1	0	-1	-1						2.10
8	2F+1Lo+2F<	!	4.18	x -0.90	-3	-3	-3	-3	-3						3.28
9	2Lz		2.31	x -0.20	-1	-1	0	-1	0						2.11
10	2Lo+2T		3.41	x -0.60	-2	-2	-2	-3	-2						2.81
11	FCCoSp1V		1.70	-0.60	-2	-2	-2	-3	-2						1.10
12	CCoSp2V		2.00	-0.30	0	-1	0	-3	-2						1.70
			31.51												24.41
Program Components			Factor												
Skating Skills				2.00	3.50	3.75	4.00	3.25	3.50						3.58
Transitions				2.00	3.00	3.00	3.75	3.00	3.25						3.08
Performance				2.00	2.75	3.00	3.75	2.50	3.00						2.92
Composition				2.00	3.50	3.50	3.75	2.75	3.50						3.50
Interpretation of the Music				2.00	3.00	3.00	3.50	3.00	3.25						3.08
Judges Total Program Component Score (factored)															32.32

Deductions	Falls: -3.00	-3.00
-------------------	--------------	--------------

< Under-rotated jump << Downgraded jump x Credit for highlight distribution, base value multiplied by 1.1 ! Not clear edge REP Jump repetition

printed: 30.10.2017. 9:43:25

Golden Bear 2017

JUNIOR LADIES

Velesajam	28 lis 2017 29 lis 2017	Short Program Free Skating
------------------	----------------------------	-------------------------------

Size of Skating Area	:	30m*60m
Ice Conditions	:	very good
Number of Entries	:	38
Number of Participants	:	38

Entry Withdrawn	:	
-----------------	---	--

Short Program			
Duration	:	2:40	+ - 10 Sec.
Segment Factor	:	1,00	
Program Component Factors			
	Skating Skills		0.80
	Transitions		0.80
	Performance		0.80
	Composition		0.80
	Interpretation of the Music		0.80

Free Skating			
Duration	:	3:30	+ - 10 Sec.
Segment Factor	:	1,00	
Program Components Factors			
	Skating Skills		1.60
	Transitions		1.60
	Performance		1.60
	Composition		1.60
	Interpretation of the Music		1.60

Golden Bear 2017

PANEL OF JUDGES

JUNIOR LADIES - SHORT PROGRAM

Officials

Technical Controller	Ms. Eva SZILAGY	HUN
Technical Specialist	Ms. Eva SONNLEITNER	AUT
Assistant Technical Specialist	Mr. Jan CEJVAN	SLO

Judges

Referee	Ms. Antica GRUBISIC	CRO
Judges	Ms. Veronique GOSSELIN	CAN
	Ms. Lovorka KODRIN	CRO
	Ms. Miluse SAFRANKOVA	CZE
	Mr. Teri SEDEJ	SLO
	Ms. Denise GALLANDAT	SUI

Data/Replay Operator

	Mr. Tomislav BISCAN	CRO
	Ms. Natasa BAHAT	CRO

Golden Bear 2017

RESULTS

JUNIOR LADIES AFTER SHORT PROGRAM

Pl. Name		Nation	Total Score	SP	FS
1 Hannah DAWSON		CAN	54.41	1	
2 Stefanie PESENDORFER		AUT	50.60	2	
3 Klara STEPANOVA		CZE	48.27	3	
4 Lucrezia BECCARI		ITA	48.12	4	
5 Anais CORADUCCI		SUI	47.56	5	
6 Lissa-Anne MCGAGHEY		CAN	47.52	6	
7 Charlotte VANDERSARREN		BEL	46.43	7	
8 Marina PIREDDA		ITA	42.49	8	
9 Anna-Sophie MIESENBERGER		AUT	38.67	9	
10 Hana CVIJANOVIC	LDA	CRO	38.55	10	
11 Katarina KITAROVIC	LDA	CRO	37.83	11	
12 Mikaela SEGER		SWE	37.57	12	
13 Serena GIRAUD		FRA	37.44	13	
14 Shaline RUEGGER		SUI	36.79	14	
15 Sophie-Laureen GUNTHER		AUT	36.73	15	
16 Hana KOSIC	LDA	CRO	36.45	16	
17 Marusa UDRIH		SLO	36.06	17	
18 Emilie GROSCH		AUT	35.50	18	
19 Tullia Maria TREVISAN		ITA	33.51	19	
20 Fanny JONSSON		SWE	31.29	20	
21 Lara GUCEK		SLO	30.93	21	
22 Chenny PAOLUCCI	SSD	ITA	30.86	22	
23 Lika BRONS		NED	30.32	23	
24 Yuka KOYAMA		AUT	29.92	24	
25 Herdis Birna HJALTALIN		ISL	29.14	25	
26 Nea SMOLEJ	JES	SLO	29.12	26	
27 Iva GLIGORA	MED	CRO	28.65	27	
28 Kaja GRIL	JES	SLO	27.69	28	
29 Lucija SIMON	MDV	CRO	27.07	29	
30 Pia OMOVSEK	BLD	SLO	24.27	30	
31 Mihaela STIMAC ROJTINIC	LDA	CRO	24.24	31	
32 Gabrijela BABIC	MDV	CRO	21.80	32	
33 Marta NEDVED	KRI	CRO	17.24	33	
34 Claudia KRIZMANIC	LDA	CRO	16.28	34	
35 Klara KRMPOTIC	LDA	CRO	13.93	35	
36 Brigita KRMPOTIC	LDA	CRO	13.71	36	
Withdrawn					
Mira BARATH		HUN			
Emese GLOZIK		HUN			


Ms. Antica GRUBISIC CRO

Referee


Ms. Eva SZILAGY HUN

Technical Controller

JUNIOR LADIES

RESULT DETAILS SHORT PROGRAM

Pl.	Name	Nation	Total Segment Score =	Total Element Score +	Tot. Prog. Comp. Score * +	SS	TR	PE	CO	IN	Deduct. -
1	Hannah DAWSON	CAN	54.41	31.53	22.88	5.92	5.42	5.75	5.75	5.75	0.00
2	Stefanie PESENDORFER	AUT	50.60	29.06	21.54	5.50	5.17	5.50	5.42	5.33	0.00
3	Klara STEPANOVA	CZE	48.27	27.79	20.48	5.17	4.75	5.17	5.33	5.17	0.00
4	Lucrezia BECCARI	ITA	48.12	27.06	22.06	5.50	5.17	5.58	5.83	5.50	1.00
5	Anais CORADUCCI	SUI	47.56	26.56	21.00	5.25	5.00	5.33	5.42	5.25	0.00
6	Lissa-Anne MCGAGHEY	CAN	47.52	26.06	21.46	5.42	5.08	5.25	5.58	5.50	0.00
7	Charlotte VANDERSARREN	BEL	46.43	23.57	22.86	5.67	5.42	5.83	5.83	5.83	0.00
8	Marina PIREDDA	ITA	42.49	23.09	19.40	5.00	4.58	4.92	5.00	4.75	0.00
9	Anna-Sophie MIESENBERGER	AUT	38.67	21.27	17.40	4.50	4.17	4.33	4.42	4.33	0.00
10	Hana CVIJANOVIC	CRO	38.55	20.81	18.74	4.75	4.42	4.67	4.83	4.75	1.00
11	Katarina KITAROVIC	CRO	37.83	20.51	17.32	4.50	4.08	4.42	4.33	4.33	0.00
12	Mikaela SEGER	SWE	37.57	19.37	18.20	4.58	4.33	4.67	4.50	4.67	0.00
13	Serena GIRAUD	FRA	37.44	18.24	19.20	4.92	4.50	4.83	4.92	4.83	0.00
14	Shaline RUEGGER	SUI	36.79	17.47	19.32	4.92	4.58	4.83	5.00	4.83	0.00
15	Sophie-Laureen GUNTHER	AUT	36.73	19.13	17.60	4.50	4.25	4.42	4.50	4.33	0.00
16	Hana KOSIC	CRO	36.45	18.71	18.74	4.67	4.42	4.75	4.75	4.83	1.00
17	Marusa UDRIH	SLO	36.06	19.64	16.42	4.25	3.92	4.17	4.25	3.92	0.00
18	Emilie GROSCH	AUT	35.50	18.70	17.80	4.50	4.17	4.50	4.50	4.58	1.00
19	Tullia Maria TREVISAN	ITA	33.51	16.53	17.98	4.58	4.33	4.33	4.67	4.58	1.00
20	Fanny JONSSON	SWE	31.29	16.83	15.46	4.08	3.67	3.75	4.00	3.83	1.00
21	Lara GUCEK	SLO	30.93	16.53	14.40	3.92	3.42	3.50	3.58	3.58	0.00
22	Chenny PAOLUCCI	ITA	30.86	15.46	17.40	4.83	4.25	4.00	4.42	4.25	2.00
23	Lika BRONS	NED	30.32	16.26	15.06	3.83	3.58	3.75	3.92	3.75	1.00
24	Yuka KOYAMA	AUT	29.92	15.30	14.62	3.92	3.42	3.67	3.67	3.58	0.00
25	Herdis Birna HJALTALIN	ISL	29.14	14.72	14.42	3.67	3.42	3.50	3.75	3.67	0.00
26	Nea SMOLEJ	SLO	29.12	14.78	14.34	3.75	3.25	3.67	3.75	3.50	0.00
27	Iva GLIGORA	CRO	28.65	14.91	13.74	3.67	3.33	3.42	3.42	3.33	0.00
28	Kaja GRIL	SLO	27.69	14.23	14.46	3.67	3.33	3.58	3.83	3.67	1.00
29	Lucija SIMON	CRO	27.07	12.93	14.14	4.00	3.25	3.50	3.50	3.42	0.00
30	Pia OMOVSEK	SLO	24.27	11.41	13.86	3.58	3.25	3.33	3.67	3.50	1.00

JUNIOR LADIES

RESULT DETAILS SHORT PROGRAM

Pl.	Name	Nation	Total Segment Score =	Total Element Score +	Tot. Prog. Comp. Score * +	SS	TR	PE	CO	IN	Deduct. -
31	Mihaela STIMAC ROJTINIC	CRO	24.24	13.24	11.00	2.92	2.50	2.67	2.83	2.83	0.00
32	Gabrijela BABIC	CRO	21.80	10.42	12.38	3.33	2.83	3.08	3.17	3.08	1.00
33	Marta NEDVED	CRO	17.24	8.90	10.34	2.67	2.50	2.50	2.75	2.50	2.00
34	Claudia KRIZMANIC	CRO	16.28	6.48	10.80	3.00	2.58	2.42	2.75	2.75	1.00
35	Klara KRMPOTIC	CRO	13.93	6.45	9.48	2.75	2.25	2.25	2.42	2.17	2.00
36	Brigita KRMPOTIC	CRO	13.71	6.05	8.66	2.50	2.08	2.17	2.08	2.00	1.00

SS = Skating Skills

TR = Transitions

PE = Performance

CO = Composition

IN = Interpretation of the Music

* = factored score

Printed: 30.10.2017. 9:59:57

Golden Bear 2017

JUNIOR LADIES SHORT PROGRAM

JUDGES DETAILS PER SKATER

Rank	Name	Nation	Starting Number	Total Segment Score	Total Element Score	Program Score (factored)	Total Component Score (factored)	Total Deductions
1	Hannah DAWSON	CAN	12	54.41	31.53		22.88	0.00

#	Executed Elements	Info	Base Value	GOE	J1	J2	J3	J4	J5	J6	J7	J8	J9	Ref	Scores of Panel
1	3T+3T		8.60	-0.70	-2	-1	0	-1	-1						7.90
2	CCoSp4		3.50	0.50	1	1	1	1	1						4.00
3	3Lz		6.00	-1.17	-2	-1	-1	-2	-2						4.83
4	2A		3.30	0.50	0	1	1	1	1						3.80
5	FSSp4		3.00	0.50	1	1	1	2	1						3.50
6	StSq3		3.30	0.50	1	1	1	1	1						3.80
7	LSp4		2.70	1.00	1	2	2	2	2						3.70
			30.40												31.53
	Program Components			Factor											
	Skating Skills			0.80	5.25	6.00	6.25	6.00	5.75						5.92
	Transitions			0.80	5.00	5.50	5.75	5.00	5.75						5.42
	Performance			0.80	5.75	5.75	6.25	5.50	5.75						5.75
	Composition			0.80	5.50	5.75	6.50	5.50	6.00						5.75
	Interpretation of the Music			0.80	5.50	6.00	6.75	5.25	5.75						5.75
	Judges Total Program Component Score (factored)														22.88

Deductions	0.00
-------------------	-------------

Rank	Name	Nation	Starting Number	Total Segment Score	Total Element Score	Program Score (factored)	Total Component Score (factored)	Total Deductions
2	Stefanie PESENDORFER	AUT	38	50.60	29.06		21.54	0.00

#	Executed Elements	Info	Base Value	GOE	J1	J2	J3	J4	J5	J6	J7	J8	J9	Ref	Scores of Panel
1	3T+2T		5.60	0.47	1	1	0	1	0						6.07
2	3Lz		6.00	-0.47	-1	-1	0	0	-2						5.53
3	FSSp4		3.00	0.50	1	1	1	1	1						3.50
4	StSq3		3.30	0.33	1	1	0	1	0						3.63
5	2A		3.63 x	0.33	1	1	0	1	0						3.96
6	CCoSp3		3.00	0.17	1	0	0	0	1						3.17
7	LSp4		2.70	0.50	1	1	1	1	1						3.20
			27.23												29.06
	Program Components			Factor											
	Skating Skills			0.80	5.25	5.75	5.75	5.25	5.50						5.50
	Transitions			0.80	5.25	5.50	5.25	4.50	5.00						5.17
	Performance			0.80	5.75	5.75	6.00	4.75	5.00						5.50
	Composition			0.80	5.75	5.75	5.50	5.00	5.00						5.42
	Interpretation of the Music			0.80	5.75	6.00	5.25	4.25	5.00						5.33
	Judges Total Program Component Score (factored)														21.54

Deductions	0.00
-------------------	-------------

x Credit for highlight distribution, base value multiplied by 1.1

Golden Bear 2017

JUNIOR LADIES SHORT PROGRAM

JUDGES DETAILS PER SKATER

Rank	Name	Nation	Starting Number	Total Segment Score	Total Element Score	Total Program Component Score (factored)	Total Deductions
3	Klara STEPANOVA	CZE	8	48.27	27.79	20.48	0.00

#	Executed Elements	Info	Base Value	GOE	J1	J2	J3	J4	J5	J6	J7	J8	J9	Ref	Scores of Panel
1	3Lo+2Lo		6.90	0.00	0	0	0	0	0						6.90
2	3Lz		6.00	-1.87	-3	-3	-3	-2	-2						4.13
3	CCoSp4		3.50	0.50	1	1	1	1	1						4.00
4	StSq2		2.60	0.17	0	1	0	0	1						2.77
5	2A	x	3.63	0.33	1	1	0	1	0						3.96
6	FSSp4		3.00	0.00	0	0	0	-1	1						3.00
7	LSp4		2.70	0.33	1	1	1	0	-1						3.03
			28.33												27.79
	Program Components			Factor											
	Skating Skills			0.80	5.00	5.50	5.75	4.25	5.00						5.17
	Transitions			0.80	4.75	5.25	4.75	3.75	4.75						4.75
	Performance			0.80	5.25	5.50	5.50	4.00	4.75						5.17
	Composition			0.80	5.50	5.50	5.50	4.00	5.00						5.33
	Interpretation of the Music			0.80	5.50	5.50	5.25	4.00	4.75						5.17
	Judges Total Program Component Score (factored)														20.48

Deductions															0.00
-------------------	--	--	--	--	--	--	--	--	--	--	--	--	--	--	-------------

x Credit for highlight distribution, base value multiplied by 1.1

Rank	Name	Nation	Starting Number	Total Segment Score	Total Element Score	Total Program Component Score (factored)	Total Deductions
4	Lucrezia BECCARI	ITA	30	48.12	27.06	22.06	1.00

#	Executed Elements	Info	Base Value	GOE	J1	J2	J3	J4	J5	J6	J7	J8	J9	Ref	Scores of Panel
1	3Lz<	<	4.20	-2.10	-3	-3	-3	-3	-3						2.10
2	StSq4		3.90	0.70	1	1	2	1	1						4.60
3	3F+2T	x	7.26	0.00	0	0	0	0	-1						7.26
4	LSp4		2.70	0.50	1	1	1	1	2						3.20
5	2A	x	3.63	-1.00	-2	-2	-3	-2	-2						2.63
6	FSSp3		2.60	0.50	1	1	1	1	1						3.10
7	CCoSp4		3.50	0.67	1	1	2	1	2						4.17
			27.79												27.06
	Program Components			Factor											
	Skating Skills			0.80	5.25	5.75	6.25	5.25	5.50						5.50
	Transitions			0.80	5.00	5.25	5.25	4.50	5.50						5.17
	Performance			0.80	5.75	5.75	6.00	4.75	5.25						5.58
	Composition			0.80	5.75	5.75	6.00	5.00	6.00						5.83
	Interpretation of the Music			0.80	5.50	5.75	5.75	4.75	5.25						5.50
	Judges Total Program Component Score (factored)														22.06

Deductions	Falls: -1.00														-1.00
-------------------	--------------	--	--	--	--	--	--	--	--	--	--	--	--	--	--------------

< Under-rotated jump x Credit for highlight distribution, base value multiplied by 1.1

Golden Bear 2017

JUNIOR LADIES SHORT PROGRAM

JUDGES DETAILS PER SKATER

Rank	Name	Nation	Starting Number	Total Segment Score	Total Element Score	Program Component Score (factored)	Total Deductions
5	Anais CORADUCCI	SUI	18	47.56	26.56	21.00	0.00

#	Executed Elements	Info	Base Value	GOE	J1	J2	J3	J4	J5	J6	J7	J8	J9	Ref	Scores of Panel
1	2A		3.30	0.67	1	1	2	2	1						3.97
2	3Lz<	<	4.20	-1.17	-2	-1	-2	-1	-2						3.03
3	CCoSp4		3.50	0.33	1	1	0	0	1						3.83
4	3T+2T	x	6.16	0.23	0	0	1	0	1						6.39
5	LSp4		2.70	0.17	1	1	0	0	-1						2.87
6	StSq3		3.30	0.00	0	1	0	-1	0						3.30
7	FSSp4		3.00	0.17	1	0	0	1	0						3.17
			26.16												26.56
Program Components				Factor											
	Skating Skills			0.80	5.00	5.50	6.00	4.75	5.25						5.25
	Transitions			0.80	5.00	5.25	5.25	4.25	4.75						5.00
	Performance			0.80	5.50	5.50	5.75	3.75	5.00						5.33
	Composition			0.80	5.75	5.50	5.75	4.25	5.00						5.42
	Interpretation of the Music			0.80	5.50	5.75	5.25	3.75	5.00						5.25
	Judges Total Program Component Score (factored)														21.00

Deductions	0.00
-------------------	-------------

< Under-rotated jump x Credit for highlight distribution, base value multiplied by 1.1

Rank	Name	Nation	Starting Number	Total Segment Score	Total Element Score	Program Component Score (factored)	Total Deductions
6	Lissa-Anne MCGAGHEY	CAN	37	47.52	26.06	21.46	0.00

#	Executed Elements	Info	Base Value	GOE	J1	J2	J3	J4	J5	J6	J7	J8	J9	Ref	Scores of Panel
1	3Lz		6.00	-1.63	-3	-3	-2	-2	-2						4.37
2	3F<+2T	<	5.00	-0.93	-2	-1	-2	-1	-1						4.07
3	CCoSp4		3.50	0.50	1	1	1	2	1						4.00
4	2A	x	3.63	0.33	0	1	0	1	1						3.96
5	FSSp4		3.00	-0.50	-2	-2	-1	0	-2						2.50
6	StSq3		3.30	0.33	0	0	0	2	2						3.63
7	LSp4		2.70	0.83	1	1	2	2	2						3.53
			27.13												26.06
Program Components				Factor											
	Skating Skills			0.80	5.25	5.50	6.00	5.25	5.50						5.42
	Transitions			0.80	4.75	5.00	5.50	4.50	5.75						5.08
	Performance			0.80	5.00	5.50	5.75	4.75	5.25						5.25
	Composition			0.80	5.25	5.25	6.00	5.50	6.00						5.58
	Interpretation of the Music			0.80	5.50	5.50	5.50	5.50	5.50						5.50
	Judges Total Program Component Score (factored)														21.46

Deductions	0.00
-------------------	-------------

< Under-rotated jump x Credit for highlight distribution, base value multiplied by 1.1

Golden Bear 2017

JUNIOR LADIES SHORT PROGRAM

JUDGES DETAILS PER SKATER

Rank	Name	Nation	Starting Number	Total Segment Score	Total Element Score	Program Score (factored)	Total Component Score (factored)	Total Deductions
7	Charlotte VANDERSARREN	BEL	22	46.43	23.57		22.86	0.00

#	Executed Elements	Info	Base Value	GOE	J1	J2	J3	J4	J5	J6	J7	J8	J9	Ref	Scores of Panel
1	2A		3.30	0.50	2	1	1	-2	1						3.80
2	3Lz<	<	4.20	-2.10	-3	-3	-3	-3	-3						2.10
3	FSSp4		3.00	0.50	1	1	1	1	0						3.50
4	2S+2T		2.60	0.07	0	0	0	1	1						2.67
5	LSp4		2.70	0.50	1	1	1	0	1						3.20
6	StSq3		3.30	0.67	2	1	1	2	1						3.97
7	CCoSp4		3.50	0.83	1	2	2	1	2						4.33
			22.60												23.57
	Program Components			Factor											
	Skating Skills			0.80	5.50	5.75	5.75	6.00	5.00						5.67
	Transitions			0.80	5.25	5.50	5.50	5.50	4.50						5.42
	Performance			0.80	6.00	5.75	5.75	6.00	4.50						5.83
	Composition			0.80	6.00	5.75	6.00	5.75	4.50						5.83
	Interpretation of the Music			0.80	6.25	6.00	5.75	5.75	4.50						5.83
	Judges Total Program Component Score (factored)														22.86

Deductions	0.00
-------------------	-------------

< Under-rotated jump

Rank	Name	Nation	Starting Number	Total Segment Score	Total Element Score	Program Score (factored)	Total Component Score (factored)	Total Deductions
8	Marina PIREDDA	ITA	24	42.49	23.09		19.40	0.00

#	Executed Elements	Info	Base Value	GOE	J1	J2	J3	J4	J5	J6	J7	J8	J9	Ref	Scores of Panel
1	2Lz		2.10	0.50	1	1	2	2	2						2.60
2	LSp3		2.40	0.50	1	1	1	1	2						2.90
3	StSq3		3.30	0.50	1	1	0	1	1						3.80
4	FSSp4		3.00	0.50	1	1	1	1	1						3.50
5	2T+2T		2.86	x 0.13	1	0	0	1	1						2.99
6	2A		3.63	x -0.33	-1	-1	-1	0	0						3.30
7	CCoSp4		3.50	0.50	1	1	2	1	1						4.00
			20.79												23.09
	Program Components			Factor											
	Skating Skills			0.80	4.75	5.00	5.00	5.25	5.00						5.00
	Transitions			0.80	4.50	5.00	4.50	4.50	4.75						4.58
	Performance			0.80	5.25	5.25	4.75	4.50	4.75						4.92
	Composition			0.80	4.75	5.25	5.00	5.00	5.00						5.00
	Interpretation of the Music			0.80	5.00	5.25	4.50	4.50	4.75						4.75
	Judges Total Program Component Score (factored)														19.40

Deductions	0.00
-------------------	-------------

x Credit for highlight distribution, base value multiplied by 1.1

Golden Bear 2017

JUNIOR LADIES SHORT PROGRAM

JUDGES DETAILS PER SKATER

Rank	Name	Nation	Starting Number	Total Segment Score	Total Element Score	Program Score (factored)	Total Component Score (factored)	Total Deductions
9	Anna-Sophie MIESENBERGER	AUT	25	38.67	21.27		17.40	0.00

#	Executed Elements	Info	Base Value	GOE	J1	J2	J3	J4	J5	J6	J7	J8	J9	Ref	Scores of Panel
1	2Lz		2.10	-0.30	-1	-1	-1	0	-2						1.80
2	3S<+2T	<	4.40	-1.40	-2	-2	-2	-1	-2						3.00
3	StSq3		3.30	0.00	0	0	0	0	0						3.30
4	FSSp4		3.00	0.17	0	0	0	1	1						3.17
5	2A	x	3.63	-0.33	-1	0	-1	-1	0						3.30
6	CCoSp4		3.50	0.33	0	0	1	1	1						3.83
7	LSp4		2.70	0.17	0	1	0	1	0						2.87
			22.63												21.27
	Program Components			Factor											
	Skating Skills			0.80	4.50	4.50	4.50	4.75	4.50						4.50
	Transitions			0.80	4.00	4.25	4.00	4.50	4.25						4.17
	Performance			0.80	4.25	4.25	4.50	4.50	4.25						4.33
	Composition			0.80	4.25	4.50	4.25	4.75	4.50						4.42
	Interpretation of the Music			0.80	4.25	4.25	4.00	4.50	4.50						4.33
	Judges Total Program Component Score (factored)														17.40

Deductions	0.00
-------------------	-------------

< Under-rotated jump x Credit for highlight distribution, base value multiplied by 1.1

Rank	Name	Nation	Starting Number	Total Segment Score	Total Element Score	Program Score (factored)	Total Component Score (factored)	Total Deductions
10	Hana CVIJANOVIC	CRO	27	38.55	20.81		18.74	1.00

#	Executed Elements	Info	Base Value	GOE	J1	J2	J3	J4	J5	J6	J7	J8	J9	Ref	Scores of Panel
1	CSp4		2.60	0.17	0	0	1	0	1						2.77
2	3S+COMBO		4.40	-2.10	-3	-3	-3	-3	-3						2.30
3	FSSp4		3.00	0.00	0	0	0	0	0						3.00
4	StSq3		3.30	0.00	0	0	1	0	0						3.30
5	2A	x	3.63	0.00	0	0	0	0	0						3.63
6	2Lz	x	2.31	0.00	0	1	0	0	-2						2.31
7	CCoSp4		3.50	0.00	3	0	0	-1	0						3.50
			22.74												20.81
	Program Components			Factor											
	Skating Skills			0.80	4.75	4.75	4.75	4.25	4.75						4.75
	Transitions			0.80	4.25	4.50	4.50	3.75	4.50						4.42
	Performance			0.80	4.50	4.75	4.75	3.75	4.75						4.67
	Composition			0.80	4.75	4.75	5.00	4.25	5.00						4.83
	Interpretation of the Music			0.80	4.75	4.75	4.75	3.75	4.75						4.75
	Judges Total Program Component Score (factored)														18.74

Deductions	Falls: -1.00	-1.00
-------------------	--------------	--------------

x Credit for highlight distribution, base value multiplied by 1.1

Golden Bear 2017

JUNIOR LADIES SHORT PROGRAM

JUDGES DETAILS PER SKATER

Rank	Name	Nation	Starting Number	Total Segment Score	Total Element Score	Program Component Score (factored)	Total Deductions
11	Katarina KITAROVIC	CRO	6	37.83	20.51	17.32	0.00

#	Executed Elements	Info	Base Value	GOE	J1	J2	J3	J4	J5	J6	J7	J8	J9	Ref	Scores of Panel
1	2A		3.30	-0.67	-2	-2	-1	-1	-1						2.63
2	2F+2Lo		3.70	0.00	0	0	0	0	0						3.70
3	LSp4		2.70	0.50	1	1	1	0	1						3.20
4	2Lz	x	2.31	0.00	0	0	0	-1	0						2.31
5	CCoSp3		3.00	-0.10	0	0	-1	-1	0						2.90
6	StSq2		2.60	0.17	0	0	0	1	1						2.77
7	FSSp4		3.00	0.00	0	0	0	0	0						3.00
			20.61												20.51
	Program Components			Factor											
	Skating Skills			0.80	4.50	4.50	4.00	4.50	4.50						4.50
	Transitions			0.80	4.00	4.25	3.75	4.00	4.25						4.08
	Performance			0.80	4.25	4.25	4.75	4.00	4.75						4.42
	Composition			0.80	4.25	4.25	4.50	4.25	4.50						4.33
	Interpretation of the Music			0.80	4.25	4.25	4.50	4.25	4.75						4.33
	Judges Total Program Component Score (factored)														17.32

Deductions	0.00
-------------------	-------------

x Credit for highlight distribution, base value multiplied by 1.1

Rank	Name	Nation	Starting Number	Total Segment Score	Total Element Score	Program Component Score (factored)	Total Deductions
12	Mikaela SEGER	SWE	17	37.57	19.37	18.20	0.00

#	Executed Elements	Info	Base Value	GOE	J1	J2	J3	J4	J5	J6	J7	J8	J9	Ref	Scores of Panel
1	LSp4		2.70	0.33	1	1	0	0	1						3.03
2	2A<	<	2.30	-0.67	-1	-1	-2	-1	-2						1.63
3	2F+2T		3.20	-0.50	-2	-2	-1	-1	-2						2.70
4	StSq3		3.30	0.50	0	1	1	1	1						3.80
5	2Lz	!	2.31	-0.20	-1	0	0	-1	-2						2.11
6	FSSp3		2.60	0.00	0	0	0	-1	1						2.60
7	CCoSp3		3.00	0.50	1	1	0	1	1						3.50
			19.41												19.37
	Program Components			Factor											
	Skating Skills			0.80	5.00	4.75	4.50	4.50	4.25						4.58
	Transitions			0.80	4.25	4.50	4.50	3.75	4.25						4.33
	Performance			0.80	4.75	4.75	5.00	4.25	4.50						4.67
	Composition			0.80	4.50	4.50	5.00	4.00	4.50						4.50
	Interpretation of the Music			0.80	4.75	4.75	4.75	4.50	4.50						4.67
	Judges Total Program Component Score (factored)														18.20

Deductions	0.00
-------------------	-------------

< Under-rotated jump x Credit for highlight distribution, base value multiplied by 1.1 ! Not clear edge

Golden Bear 2017

JUNIOR LADIES SHORT PROGRAM

JUDGES DETAILS PER SKATER

Rank	Name	Nation	Starting Number	Total Segment Score	Total Element Score	Total Program Component Score (factored)	Total Deductions
13	Serena GIRAUD	FRA	20	37.44	18.24	19.20	0.00

#	Executed Elements	Info	Base Value	GOE	J1	J2	J3	J4	J5	J6	J7	J8	J9	Ref	Scores of Panel
1	3T+COMBO		4.30	-2.10	-3	-3	-3	-3	-3						2.20
2	2A		3.30	0.00	0	0	0	-1	0						3.30
3	FSSp2		2.30	0.00	0	0	0	-1	0						2.30
4	LSp4		2.70	0.00	0	1	0	0	0						2.70
5	2Lz	!	2.31	x -0.40	-2	-1	-1	-2	-1						1.91
6	CCoSp3		3.00	-0.10	0	0	0	-1	-1						2.90
7	StSq2		2.60	0.33	0	1	1	1	0						2.93
			20.51												18.24
	Program Components			Factor											
	Skating Skills			0.80	5.00	5.25	5.50	4.50	4.25						4.92
	Transitions			0.80	4.75	5.00	4.75	4.00	3.75						4.50
	Performance			0.80	5.00	5.25	5.25	4.25	4.00						4.83
	Composition			0.80	5.50	5.25	5.00	4.50	4.25						4.92
	Interpretation of the Music			0.80	5.75	5.50	4.75	4.25	3.75						4.83
	Judges Total Program Component Score (factored)														19.20

Deductions	0.00
-------------------	-------------

x Credit for highlight distribution, base value multiplied by 1.1 ! Not clear edge

Rank	Name	Nation	Starting Number	Total Segment Score	Total Element Score	Total Program Component Score (factored)	Total Deductions
14	Shaline RUEGGER	SUI	23	36.79	17.47	19.32	0.00

#	Executed Elements	Info	Base Value	GOE	J1	J2	J3	J4	J5	J6	J7	J8	J9	Ref	Scores of Panel
1	2Lz	!	2.10	-0.30	-1	-1	-1	-1	-1						1.80
2	3T+2T		5.60	-0.70	-1	-1	-1	-1	-1						4.90
3	FSSp4		3.00	0.00	0	0	0	0	-1						3.00
4	StSq1		1.80	0.50	1	1	1	1	1						2.30
5	1A*	*	0.00	x 0.00	-	-	-	-	-						0.00
6	CCoSp4		3.50	-0.10	-1	0	0	-1	1						3.40
7	LSp2		1.90	0.17	0	1	0	-1	1						2.07
			17.90												17.47
	Program Components			Factor											
	Skating Skills			0.80	4.75	5.25	5.50	4.50	4.75						4.92
	Transitions			0.80	4.25	5.00	5.50	4.25	4.50						4.58
	Performance			0.80	4.50	5.00	5.50	4.75	4.75						4.83
	Composition			0.80	4.75	5.25	5.25	4.50	5.00						5.00
	Interpretation of the Music			0.80	4.50	5.25	5.75	4.50	4.75						4.83
	Judges Total Program Component Score (factored)														19.32

Deductions	0.00
-------------------	-------------

* Invalid element x Credit for highlight distribution, base value multiplied by 1.1 ! Not clear edge

Golden Bear 2017

JUNIOR LADIES SHORT PROGRAM

JUDGES DETAILS PER SKATER

Rank	Name	Nation	Starting Number	Total Segment Score	Total Element Score	Total Program Component Score (factored)	Total Deductions
15	Sophie-Laureen GUNTHER	AUT	2	36.73	19.13	17.60	0.00

#	Executed Elements	Info	Base Value	GOE	J1	J2	J3	J4	J5	J6	J7	J8	J9	Ref	Scores of Panel
1	3S+2T		5.70	-0.70	-1	-1	-1	-1	-1						5.00
2	2Lze	e	1.50	-0.60	-2	-2	-2	-1	-2						0.90
3	CCoSp3		3.00	-0.10	0	0	0	-1	-1						2.90
4	LSp2		1.90	-0.30	0	0	-2	-2	-1						1.60
5	2A	x	3.63	-0.50	-1	-1	-1	-1	-2						3.13
6	FSSp4		3.00	0.00	-1	0	0	0	0						3.00
7	StSq2		2.60	0.00	0	0	0	0	0						2.60
			21.33												19.13
	Program Components			Factor											
	Skating Skills			0.80	4.50	4.50	5.00	4.25	4.50						4.50
	Transitions			0.80	4.25	4.25	4.50	3.75	4.25						4.25
	Performance			0.80	4.50	4.25	4.50	3.50	4.50						4.42
	Composition			0.80	4.50	4.50	4.75	3.50	4.50						4.50
	Interpretation of the Music			0.80	4.50	4.50	4.50	3.50	4.00						4.33
	Judges Total Program Component Score (factored)														17.60

Deductions		0.00
-------------------	--	-------------

x Credit for highlight distribution, base value multiplied by 1.1 e Wrong edge

Rank	Name	Nation	Starting Number	Total Segment Score	Total Element Score	Total Program Component Score (factored)	Total Deductions
16	Hana KOSIC	CRO	31	36.45	18.71	18.74	1.00

#	Executed Elements	Info	Base Value	GOE	J1	J2	J3	J4	J5	J6	J7	J8	J9	Ref	Scores of Panel
1	3S<<+2T	<<	2.60	-0.40	-2	-2	-3	-1	-2						2.20
2	CCoSp3		3.00	0.33	1	0	1	1	0						3.33
3	2A<<	<<	1.10	-0.60	-3	-3	-3	-3	-3						0.50
4	2Lz	x	2.31	0.20	0	1	1	2	-2						2.51
5	StSq3		3.30	0.67	2	1	0	2	1						3.97
6	FSSp4		3.00	0.00	0	0	-1	0	1						3.00
7	LSp4		2.70	0.50	1	1	1	1	1						3.20
			18.01												18.71
	Program Components			Factor											
	Skating Skills			0.80	5.00	4.75	4.00	4.75	4.50						4.67
	Transitions			0.80	4.75	4.50	3.50	4.50	4.25						4.42
	Performance			0.80	4.75	4.75	4.75	5.00	4.25						4.75
	Composition			0.80	5.00	4.75	4.50	5.00	4.50						4.75
	Interpretation of the Music			0.80	5.00	5.00	4.50	5.00	4.50						4.83
	Judges Total Program Component Score (factored)														18.74

Deductions	Falls: -1.00	-1.00
-------------------	--------------	--------------

<< Downgraded jump x Credit for highlight distribution, base value multiplied by 1.1

Golden Bear 2017

JUNIOR LADIES SHORT PROGRAM

JUDGES DETAILS PER SKATER

Rank	Name	Nation	Starting Number	Total Segment Score	Total Element Score	Total Program Component Score (factored)	Total Deductions
17	Marusa UDRIH	SLO	7	36.06	19.64	16.42	0.00

#	Executed Elements	Info	Base Value	GOE	J1	J2	J3	J4	J5	J6	J7	J8	J9	Ref	Scores of Panel
1	2A		3.30	0.00	0	0	-1	0	0						3.30
2	3S+2T		5.70	-1.63	-3	-3	-2	-2	-2						4.07
3	FSSp4		3.00	0.17	0	0	0	1	1						3.17
4	1Lz*	*	0.00	x 0.00	-	-	-	-	-						0.00
5	StSq3		3.30	0.00	0	0	0	0	1						3.30
6	CSp3		2.30	0.00	-1	0	0	0	0						2.30
7	CCoSp4		3.50	0.00	0	0	0	-1	1						3.50
			21.10												19.64
	Program Components			Factor											
	Skating Skills			0.80	4.25	4.25	4.25	4.00	4.50						4.25
	Transitions			0.80	4.00	4.00	3.75	3.50	4.00						3.92
	Performance			0.80	4.25	4.25	4.00	3.75	4.25						4.17
	Composition			0.80	4.25	4.25	4.25	3.75	4.25						4.25
	Interpretation of the Music			0.80	4.00	4.25	3.50	3.50	4.50						3.92
	Judges Total Program Component Score (factored)														16.42

Deductions		0.00
-------------------	--	-------------

* Invalid element x Credit for highlight distribution, base value multiplied by 1.1

Rank	Name	Nation	Starting Number	Total Segment Score	Total Element Score	Total Program Component Score (factored)	Total Deductions
18	Emilie GROSCH	AUT	26	35.50	18.70	17.80	1.00

#	Executed Elements	Info	Base Value	GOE	J1	J2	J3	J4	J5	J6	J7	J8	J9	Ref	Scores of Panel
1	2A<<	<<	1.10	-0.60	-3	-3	-3	-3	-3						0.50
2	2Lz		2.10	-0.90	-3	-3	-3	-3	-3						1.20
3	CCoSp4		3.50	0.33	0	0	1	1	1						3.83
4	2F+2Lo	x	4.07	0.00	0	0	0	0	0						4.07
5	StSq3		3.30	0.00	0	0	0	1	0						3.30
6	FSSp3		2.60	0.00	0	0	0	0	0						2.60
7	LSp4		2.70	0.50	1	1	1	0	1						3.20
			19.37												18.70
	Program Components			Factor											
	Skating Skills			0.80	4.25	4.75	4.50	4.75	3.75						4.50
	Transitions			0.80	4.25	4.50	3.75	4.75	3.50						4.17
	Performance			0.80	4.50	4.50	4.50	4.50	3.50						4.50
	Composition			0.80	4.50	4.50	4.50	5.25	3.75						4.50
	Interpretation of the Music			0.80	4.50	4.75	4.50	5.00	3.75						4.58
	Judges Total Program Component Score (factored)														17.80

Deductions	Falls: -1.00	-1.00
-------------------	--------------	--------------

<< Downgraded jump x Credit for highlight distribution, base value multiplied by 1.1

Golden Bear 2017

JUNIOR LADIES SHORT PROGRAM

JUDGES DETAILS PER SKATER

Rank	Name	Nation	Starting Number	Total Segment Score	Total Element Score	Program Score (factored)	Total Component Score (factored)	Total Deductions
19	Tullia Maria TREVISAN	ITA	1	33.51	16.53		17.98	1.00

#	Executed Elements	Info	Base Value	GOE	J1	J2	J3	J4	J5	J6	J7	J8	J9	Ref	Scores of Panel
1	2Lz		2.10	0.30	1	1	1	1	1						2.40
2	3S+COMBO		4.40	-2.10	-3	-3	-3	-3	-3						2.30
3	FSSp4		3.00	0.00	0	0	0	1	0						3.00
4	LSp3		2.40	0.00	0	0	0	0	1						2.40
5	1A*	*	0.00	x 0.00	-	-	-	-	-						0.00
6	StSq2		2.60	0.00	0	0	0	0	1						2.60
7	CCoSp4		3.50	0.33	0	0	1	1	1						3.83
			18.00												16.53
	Program Components			Factor											
	Skating Skills			0.80	4.75	4.50	4.50	5.25	4.25						4.58
	Transitions			0.80	4.50	4.25	4.25	4.75	4.00						4.33
	Performance			0.80	4.75	4.50	4.25	4.25	4.00						4.33
	Composition			0.80	4.75	4.50	5.00	4.75	4.50						4.67
	Interpretation of the Music			0.80	4.50	4.75	5.00	4.00	4.50						4.58
	Judges Total Program Component Score (factored)														17.98

Deductions	Time violation: -1.00	-1.00
-------------------	-----------------------	--------------

* Invalid element x Credit for highlight distribution, base value multiplied by 1.1

Rank	Name	Nation	Starting Number	Total Segment Score	Total Element Score	Program Score (factored)	Total Component Score (factored)	Total Deductions
20	Fanny JONSSON	SWE	3	31.29	16.83		15.46	1.00

#	Executed Elements	Info	Base Value	GOE	J1	J2	J3	J4	J5	J6	J7	J8	J9	Ref	Scores of Panel
1	2A<	<	2.30	-1.50	-3	-3	-3	-3	-3						0.80
2	LSp3		2.40	-0.10	0	0	-1	-2	0						2.30
3	CCoSp3		3.00	-0.30	-1	-1	-1	-1	-1						2.70
4	2F+2T	x	3.52	-0.30	-1	-1	-1	-1	-2						3.22
5	FSSp4		3.00	-0.10	0	0	0	-1	-1						2.90
6	2Lz	x	2.31	0.00	0	0	0	0	0						2.31
7	StSq2		2.60	0.00	0	0	0	0	0						2.60
			19.13												16.83
	Program Components			Factor											
	Skating Skills			0.80	4.25	4.00	4.00	4.25	4.00						4.08
	Transitions			0.80	3.75	3.75	3.50	3.50	3.75						3.67
	Performance			0.80	4.00	3.75	3.75	3.50	3.75						3.75
	Composition			0.80	4.25	4.00	4.00	3.50	4.00						4.00
	Interpretation of the Music			0.80	4.25	4.00	3.75	3.25	3.75						3.83
	Judges Total Program Component Score (factored)														15.46

Deductions	Falls: -1.00	-1.00
-------------------	--------------	--------------

< Under-rotated jump x Credit for highlight distribution, base value multiplied by 1.1

Golden Bear 2017

JUNIOR LADIES SHORT PROGRAM

JUDGES DETAILS PER SKATER

Rank	Name	Nation	Starting Number	Total Segment Score	Total Element Score	Total Program Component Score (factored)	Total Deductions
21	Lara GUCEK	SLO	16	30.93	16.53	14.40	0.00

#	Executed Elements	Info	Base Value	GOE	J1	J2	J3	J4	J5	J6	J7	J8	J9	Ref	Scores of Panel
1	3Lz<	<	4.20	-2.10	-3	-3	-3	-3	-3						2.10
2	3T<+2T	<	4.30	-2.10	-3	-3	-3	-3	-2						2.20
3	2A<<	<<	1.10	-0.60	-3	-3	-3	-3	-3						0.50
4	FSSp4		3.00	0.00	0	0	0	-1	0						3.00
5	CCoSp4		3.50	0.00	0	0	0	0	0						3.50
6	CSp3		2.30	0.50	1	1	1	1	0						2.80
7	StSq2		2.60	-0.17	0	0	-1	0	-1						2.43
			21.00												16.53
Program Components				Factor											
	Skating Skills			0.80	4.00	3.75	3.00	4.00	4.00						3.92
	Transitions			0.80	3.25	3.50	2.50	3.50	3.50						3.42
	Performance			0.80	3.50	3.50	2.75	4.25	3.50						3.50
	Composition			0.80	3.50	3.50	3.00	4.00	3.75						3.58
	Interpretation of the Music			0.80	3.75	3.50	3.00	4.00	3.50						3.58
Judges Total Program Component Score (factored)															14.40

Deductions	0.00
-------------------	-------------

< Under-rotated jump << Downgraded jump

Rank	Name	Nation	Starting Number	Total Segment Score	Total Element Score	Total Program Component Score (factored)	Total Deductions
22	Chenny PAOLUCCI	ITA	14	30.86	15.46	17.40	2.00

#	Executed Elements	Info	Base Value	GOE	J1	J2	J3	J4	J5	J6	J7	J8	J9	Ref	Scores of Panel
1	LSp4		2.70	0.00	0	0	0	1	0						2.70
2	3S+COMBO		4.40	-2.10	-3	-3	-3	-3	-3						2.30
3	3Lz<<	<<	2.10	-0.90	-3	-3	-3	-3	-3						1.20
4	2A		3.63	-1.17	-3	-3	-2	-2	-2						2.46
5	FSSp		0.00	0.00	-	-	-	-	-						0.00
6	StSq3		3.30	0.00	0	0	0	1	0						3.30
7	CCoSp4		3.50	0.00	0	0	0	-1	1						3.50
			19.63												15.46
Program Components				Factor											
	Skating Skills			0.80	4.75	4.75	5.25	5.00	4.50						4.83
	Transitions			0.80	4.25	4.25	4.75	4.25	4.00						4.25
	Performance			0.80	4.25	4.25	4.00	3.75	3.75						4.00
	Composition			0.80	4.50	4.50	4.75	4.00	4.25						4.42
	Interpretation of the Music			0.80	4.25	4.50	4.50	3.75	4.00						4.25
Judges Total Program Component Score (factored)															17.40

Deductions	Falls: -2.00	-2.00
-------------------	--------------	--------------

<< Downgraded jump x Credit for highlight distribution, base value multiplied by 1.1

Golden Bear 2017

JUNIOR LADIES SHORT PROGRAM

JUDGES DETAILS PER SKATER

Rank	Name	Nation	Starting Number	Total Segment Score	Total Element Score	Total Program Component Score (factored)	Total Deductions
23	Lika BRONS	NED	9	30.32	16.26	15.06	1.00

#	Executed Elements	Info	Base Value	GOE	J1	J2	J3	J4	J5	J6	J7	J8	J9	Ref	Scores of Panel
1	CCoSp2		2.50	-0.20	0	0	-1	-2	-1						2.30
2	2Lz		2.10	-0.40	-3	-1	-1	-1	-2						1.70
3	2F+2T		3.20	0.00	0	0	0	0	0						3.20
4	2A	x	3.63	-1.50	-3	-3	-3	-3	-3						2.13
5	StSq3		3.30	-0.47	-1	-1	0	-1	0						2.83
6	FSSp3		2.60	-0.30	-1	-1	-1	-1	-1						2.30
7	LSp2		1.90	-0.10	0	0	-1	-1	0						1.80
			19.23												16.26
	Program Components			Factor											
	Skating Skills			0.80	3.75	4.00	4.25	3.75	3.75						3.83
	Transitions			0.80	3.50	3.75	3.75	3.25	3.50						3.58
	Performance			0.80	3.75	3.75	4.00	3.50	3.75						3.75
	Composition			0.80	4.00	4.00	3.75	3.25	4.00						3.92
	Interpretation of the Music			0.80	4.00	4.00	3.25	3.50	3.75						3.75
	Judges Total Program Component Score (factored)														15.06

Deductions	Falls: -1.00	-1.00
-------------------	--------------	--------------

x Credit for highlight distribution, base value multiplied by 1.1

Rank	Name	Nation	Starting Number	Total Segment Score	Total Element Score	Total Program Component Score (factored)	Total Deductions
24	Yuka KOYAMA	AUT	36	29.92	15.30	14.62	0.00

#	Executed Elements	Info	Base Value	GOE	J1	J2	J3	J4	J5	J6	J7	J8	J9	Ref	Scores of Panel
1	2A		3.30	0.00	0	0	-1	0	0						3.30
2	2Lz<	<	1.50	-0.80	-3	-2	-3	-3	-2						0.70
3	2Lo+2Lo		3.60	-0.70	-3	-3	-2	-2	-2						2.90
4	FSSp1		2.00	-0.30	0	-1	-1	-1	-1						1.70
5	StSq2		2.60	0.00	0	0	0	1	0						2.60
6	CCoSp2		2.50	-0.50	-2	-2	-2	-1	-1						2.00
7	LSp3		2.40	-0.30	-1	-1	-1	-1	0						2.10
			17.90												15.30
	Program Components			Factor											
	Skating Skills			0.80	3.75	3.75	4.25	4.25	3.75						3.92
	Transitions			0.80	3.25	3.25	3.50	3.50	3.50						3.42
	Performance			0.80	3.50	3.50	3.75	3.75	3.75						3.67
	Composition			0.80	3.50	3.50	3.75	4.00	3.75						3.67
	Interpretation of the Music			0.80	3.50	3.50	3.75	3.75	3.50						3.58
	Judges Total Program Component Score (factored)														14.62

Deductions		0.00
-------------------	--	-------------

< Under-rotated jump

Golden Bear 2017

JUNIOR LADIES SHORT PROGRAM

JUDGES DETAILS PER SKATER

Rank	Name	Nation	Starting Number	Total Segment Score	Total Element Score	Program Component Score (factored)	Total Deductions
25	Herdís Birna HJALTALIN	ISL	21	29.14	14.72	14.42	0.00

#	Executed Elements	Info	Base Value	GOE	J1	J2	J3	J4	J5	J6	J7	J8	J9	Ref	Scores of Panel
1	2A<	<	2.30	-1.50	-3	-3	-3	-3	-2						0.80
2	2Lze	e	1.50	-0.60	-2	-2	-2	-2	-2						0.90
3	FSSp3		2.60	0.00	0	0	0	0	-1						2.60
4	2F+2T	x	3.52	0.00	0	0	0	0	0						3.52
5	StSq2		2.60	0.00	0	0	0	-1	0						2.60
6	CSp2		1.80	0.00	0	0	0	-1	0						1.80
7	CCoSp3V		2.50	0.00	0	0	0	-1	0						2.50
			16.82												14.72
Program Components				Factor											
Skating Skills				0.80	3.50	3.50	4.00	3.75	3.75						3.67
Transitions				0.80	3.00	3.25	3.50	3.50	3.75						3.42
Performance				0.80	3.25	3.25	4.25	3.50	3.75						3.50
Composition				0.80	3.25	3.50	4.00	3.75	4.00						3.75
Interpretation of the Music				0.80	3.50	3.50	4.25	3.25	4.00						3.67
Judges Total Program Component Score (factored)															14.42

Deductions	0.00
-------------------	-------------

< Under-rotated jump x Credit for highlight distribution, base value multiplied by 1.1 e Wrong edge

Rank	Name	Nation	Starting Number	Total Segment Score	Total Element Score	Program Component Score (factored)	Total Deductions
26	Nea SMOLEJ	SLO	5	29.12	14.78	14.34	0.00

#	Executed Elements	Info	Base Value	GOE	J1	J2	J3	J4	J5	J6	J7	J8	J9	Ref	Scores of Panel
1	2A<	<	2.30	-1.50	-3	-3	-3	-3	-3						0.80
2	CCoSp2V		2.00	-0.60	-2	-2	-1	-2	-2						1.40
3	FSSp3		2.60	-0.40	-2	-1	-1	-2	-1						2.20
4	2Lz	x	2.31	-0.50	-1	-1	-2	-2	-2						1.81
5	2F+2Lo	x	4.07	0.00	0	0	0	-1	0						4.07
6	LSp1		1.50	-0.30	-1	-1	-1	-2	-1						1.20
7	StSq3		3.30	0.00	0	0	0	0	0						3.30
			18.08												14.78
Program Components				Factor											
Skating Skills				0.80	3.75	3.75	4.00	3.50	3.75						3.75
Transitions				0.80	3.25	3.50	3.00	3.00	3.50						3.25
Performance				0.80	3.50	3.75	3.75	3.25	3.75						3.67
Composition				0.80	3.75	3.75	3.75	3.00	3.75						3.75
Interpretation of the Music				0.80	3.75	3.75	3.25	3.25	3.50						3.50
Judges Total Program Component Score (factored)															14.34

Deductions	0.00
-------------------	-------------

< Under-rotated jump x Credit for highlight distribution, base value multiplied by 1.1

Golden Bear 2017

JUNIOR LADIES SHORT PROGRAM

JUDGES DETAILS PER SKATER

Rank	Name	Nation	Starting Number	Total Segment Score	Total Element Score	Program Component Score (factored)	Total Deductions
27	Iva GLIGORA	CRO	15	28.65	14.91	13.74	0.00

#	Executed Elements	Info	Base Value	GOE	J1	J2	J3	J4	J5	J6	J7	J8	J9	Ref	Scores of Panel
1	FSSp4		3.00	0.00	0	0	0	0	0						3.00
2	2F+2Lo		3.70	-0.60	-2	-2	-2	-2	-2						3.10
3	2A<<	<<	1.10	-0.60	-3	-3	-3	-3	-3						0.50
4	StSq1		1.80	0.00	0	0	0	-1	0						1.80
5	LSp3		2.40	-0.30	-1	-2	0	-1	-1						2.10
6	2Lz	x	2.31	-0.10	-1	0	0	0	-2						2.21
7	CCoSp2		2.50	-0.30	0	-1	-1	-2	-1						2.20
			16.81												14.91
	Program Components			Factor											
	Skating Skills			0.80	3.25	4.00	4.00	3.25	3.75						3.67
	Transitions			0.80	3.00	3.50	3.50	3.00	3.50						3.33
	Performance			0.80	3.25	3.75	3.50	2.75	3.50						3.42
	Composition			0.80	3.50	3.75	3.25	3.00	3.50						3.42
	Interpretation of the Music			0.80	3.50	3.50	3.00	2.75	3.50						3.33
	Judges Total Program Component Score (factored)														13.74

Deductions	0.00
-------------------	-------------

<< Downgraded jump x Credit for highlight distribution, base value multiplied by 1.1

Rank	Name	Nation	Starting Number	Total Segment Score	Total Element Score	Program Component Score (factored)	Total Deductions
28	Kaja GRIL	SLO	4	27.69	14.23	14.46	1.00

#	Executed Elements	Info	Base Value	GOE	J1	J2	J3	J4	J5	J6	J7	J8	J9	Ref	Scores of Panel
1	2A<<	<<	1.10	-0.53	-3	-3	-3	-2	-2						0.57
2	StSq2		2.60	0.00	0	0	0	0	0						2.60
3	CCoSp4		3.50	0.17	1	1	0	0	0						3.67
4	1Lz*	*	0.00	x 0.00	-	-	-	-	-						0.00
5	2F+COMBO	x	2.09	-0.90	-3	-3	-3	-3	-3						1.19
6	FSSp4		3.00	0.00	0	0	0	0	-1						3.00
7	LSp4		2.70	0.50	1	1	1	-2	1						3.20
			14.99												14.23
	Program Components			Factor											
	Skating Skills			0.80	3.75	3.75	3.75	3.50	3.50						3.67
	Transitions			0.80	3.25	3.50	3.25	3.00	3.50						3.33
	Performance			0.80	3.75	3.75	3.00	3.50	3.50						3.58
	Composition			0.80	4.25	4.25	3.50	3.50	3.75						3.83
	Interpretation of the Music			0.80	4.00	4.00	3.25	3.00	3.75						3.67
	Judges Total Program Component Score (factored)														14.46

Deductions	Falls: -1.00	-1.00
-------------------	--------------	--------------

<< Downgraded jump * Invalid element x Credit for highlight distribution, base value multiplied by 1.1

Golden Bear 2017

JUNIOR LADIES SHORT PROGRAM

JUDGES DETAILS PER SKATER

Rank	Name	Nation	Starting Number	Total Segment Score	Total Element Score	Program Component Score (factored)	Total Deductions
29	Lucija SIMON	CRO	11	27.07	12.93	14.14	0.00

#	Executed Elements	Info	Base Value	GOE	J1	J2	J3	J4	J5	J6	J7	J8	J9	Ref	Scores of Panel
1	2Lz		2.10	-0.40	-1	-1	-2	-1	-2						1.70
2	StSq1		1.80	0.00	0	0	0	0	0						1.80
3	2A<<	<<	1.21	x -0.40	-2	-2	-3	-2	-2						0.81
4	FSSp3		2.60	-0.10	0	0	0	-1	-1						2.50
5	2Fe+2Lo	e	3.52	x -0.90	-3	-3	-3	-3	-2						2.62
6	LSp3		2.40	-0.30	-1	-1	-1	-2	-1						2.10
7	CCoSp1		2.00	-0.60	-2	-2	-2	-2	-1						1.40
			15.63												12.93
Program Components			Factor												
Skating Skills			0.80			4.00	4.00	4.00	3.50	4.00					4.00
Transitions			0.80			3.00	3.50	3.00	3.25	3.75					3.25
Performance			0.80			3.50	3.50	3.50	3.00	3.75					3.50
Composition			0.80			3.50	3.75	3.25	3.25	4.00					3.50
Interpretation of the Music			0.80			3.50	3.50	3.25	3.00	3.75					3.42
Judges Total Program Component Score (factored)															14.14

Deductions	0.00
-------------------	-------------

<< Downgraded jump x Credit for highlight distribution, base value multiplied by 1.1 e Wrong edge

Rank	Name	Nation	Starting Number	Total Segment Score	Total Element Score	Program Component Score (factored)	Total Deductions
30	Pia OMOVSEK	SLO	35	24.27	11.41	13.86	1.00

#	Executed Elements	Info	Base Value	GOE	J1	J2	J3	J4	J5	J6	J7	J8	J9	Ref	Scores of Panel
1	2A<<	<<	1.10	-0.60	-3	-3	-3	-3	-3						0.50
2	2F+1T*	*	1.90	-0.90	-3	-3	-3	-3	-3						1.00
3	CCoSp1		2.00	0.00	0	0	0	0	0						2.00
4	FSSp4		3.00	0.00	-1	0	0	0	0						3.00
5	StSq1		1.80	0.00	0	0	0	-1	0						1.80
6	2Lz	x	2.31	0.00	0	0	0	0	-2						2.31
7	LSp1		1.50	-0.70	-3	-2	-2	-3	-2						0.80
			13.61												11.41
Program Components			Factor												
Skating Skills			0.80			3.50	3.50	3.75	3.75	3.25					3.58
Transitions			0.80			3.25	3.25	3.25	3.25	3.00					3.25
Performance			0.80			3.25	3.25	3.75	3.50	3.25					3.33
Composition			0.80			3.75	3.50	4.00	3.75	3.50					3.67
Interpretation of the Music			0.80			3.50	3.50	3.50	3.50	3.50					3.50
Judges Total Program Component Score (factored)															13.86

Deductions	Falls: -1.00	-1.00
-------------------	--------------	--------------

<< Downgraded jump * Invalid element x Credit for highlight distribution, base value multiplied by 1.1

Golden Bear 2017

JUNIOR LADIES SHORT PROGRAM

JUDGES DETAILS PER SKATER

Rank	Name	Nation	Starting Number	Total Segment Score	Total Element Score	Program Component Score (factored)	Total Deductions
31	Mihaela STIMAC ROJTINIC	CRO	10	24.24	13.24	11.00	0.00

#	Executed Elements	Info	Base Value	GOE	J1	J2	J3	J4	J5	J6	J7	J8	J9	Ref	Scores of Panel
1	FSSp3		2.60	-0.30	-1	-1	-2	-1	-1						2.30
2	StSq2		2.60	-0.33	-1	-1	-2	0	0						2.27
3	2A<<	<<	1.10	-0.60	-3	-3	-3	-3	-3						0.50
4	2Lz	!	2.10	-0.50	-2	-1	-2	-1	-2						1.60
5	CSp1		1.40	-0.60	-2	-2	-3	-2	-2						0.80
6	2F+2Lo	x	4.07	-0.20	-1	-1	-1	0	0						3.87
7	CCoSp2V		2.00	-0.10	0	0	-1	-1	0						1.90
			15.87												13.24
	Program Components			Factor											
	Skating Skills			0.80	2.50	2.75	2.75	3.25	3.50						2.92
	Transitions			0.80	2.00	2.50	2.25	2.75	3.25						2.50
	Performance			0.80	2.25	2.75	2.25	3.00	3.25						2.67
	Composition			0.80	2.50	2.75	2.75	3.00	3.50						2.83
	Interpretation of the Music			0.80	2.25	2.75	2.50	3.25	3.25						2.83
	Judges Total Program Component Score (factored)														11.00

Deductions	0.00
-------------------	-------------

<< Downgraded jump x Credit for highlight distribution, base value multiplied by 1.1 ! Not clear edge

Rank	Name	Nation	Starting Number	Total Segment Score	Total Element Score	Program Component Score (factored)	Total Deductions
32	Gabrijela BABIC	CRO	33	21.80	10.42	12.38	1.00

#	Executed Elements	Info	Base Value	GOE	J1	J2	J3	J4	J5	J6	J7	J8	J9	Ref	Scores of Panel
1	2A<<	<<	1.10	-0.60	-3	-3	-3	-3	-3						0.50
2	2Lz		2.10	-0.30	-1	0	0	-2	-2						1.80
3	StSq1		1.80	0.00	0	0	0	-1	0						1.80
4	FSSp1		2.00	-0.30	-1	-1	-1	-3	-1						1.70
5	2F+2T	x	3.52	0.00	0	0	0	0	0						3.52
6	FCSp1*	*	0.00	0.00	-	-	-	-	-						0.00
7	CCoSp1V		1.70	-0.60	-2	-2	-2	-3	-2						1.10
			12.22												10.42
	Program Components			Factor											
	Skating Skills			0.80	3.00	3.25	3.75	3.00	3.75						3.33
	Transitions			0.80	2.50	2.75	3.25	2.50	3.50						2.83
	Performance			0.80	2.50	3.00	3.25	3.00	3.50						3.08
	Composition			0.80	2.75	3.00	3.50	3.00	3.75						3.17
	Interpretation of the Music			0.80	2.50	3.25	3.25	2.75	3.50						3.08
	Judges Total Program Component Score (factored)														12.38

Deductions	Falls: -1.00	-1.00
-------------------	--------------	--------------

<< Downgraded jump * Invalid element x Credit for highlight distribution, base value multiplied by 1.1

Golden Bear 2017

JUNIOR LADIES SHORT PROGRAM

JUDGES DETAILS PER SKATER

Rank	Name	Nation	Starting Number	Total Segment Score	Total Element Score	Program Score (factored)	Total Component Score (factored)	Total Deductions
33	Marta NEDVED	CRO	32	17.24	8.90		10.34	2.00

#	Executed Elements	Info	Base Value	GOE	J1	J2	J3	J4	J5	J6	J7	J8	J9	Ref	Scores of Panel
1	StSq1		1.80	-0.10	0	0	-2	-1	0						1.70
2	FSSp1		2.00	-0.60	-1	-1	-3	-3	-2						1.40
3	2A<<	<<	1.21	x -0.60	-3	-3	-3	-3	-3						0.61
4	LSp3		2.40	-0.30	-1	-1	-1	-2	0						2.10
5	2F+COMBO		2.09	x -0.90	-3	-3	-3	-3	-3						1.19
6	2Lz*+2T*	*	0.00	x 0.00	-	-	-	-	-						0.00
7	CCoSp2		2.50	-0.60	-1	-2	-2	-2	-2						1.90
			12.00												8.90
Program Components				Factor											
	Skating Skills			0.80	2.50	2.50	2.25	3.50	3.00						2.67
	Transitions			0.80	2.50	2.25	2.00	2.75	2.75						2.50
	Performance			0.80	2.25	2.25	2.00	3.00	3.00						2.50
	Composition			0.80	2.50	2.50	2.50	3.25	3.25						2.75
	Interpretation of the Music			0.80	2.25	2.25	2.25	3.00	3.00						2.50
Judges Total Program Component Score (factored)															10.34

Deductions	Falls: -2.00	-2.00
-------------------	--------------	--------------

<< Downgraded jump * Invalid element x Credit for highlight distribution, base value multiplied by 1.1

Rank	Name	Nation	Starting Number	Total Segment Score	Total Element Score	Program Score (factored)	Total Component Score (factored)	Total Deductions
34	Claudia KRIZMANIC	CRO	28	16.28	6.48		10.80	1.00

#	Executed Elements	Info	Base Value	GOE	J1	J2	J3	J4	J5	J6	J7	J8	J9	Ref	Scores of Panel
1	1A*	*	0.00	0.00	-	-	-	-	-						0.00
2	2F+1T*	*	1.90	-0.90	-3	-3	-3	-3	-3						1.00
3	CCoSpB		1.70	-0.50	-2	-1	-2	-2	-1						1.20
4	2Lz	!	2.31	x -0.90	-3	-3	-3	-3	-3						1.41
5	StSq2		2.60	-0.33	-1	-1	-1	0	0						2.27
6	FSSp		0.00	0.00	-	-	-	-	-						0.00
7	LSpB		1.20	-0.60	-2	-2	-1	-2	-2						0.60
			9.71												6.48
Program Components				Factor											
	Skating Skills			0.80	2.75	2.75	3.00	3.50	3.25						3.00
	Transitions			0.80	2.00	2.50	2.25	3.00	3.00						2.58
	Performance			0.80	2.00	2.25	2.25	2.75	3.00						2.42
	Composition			0.80	2.25	2.50	2.75	3.00	3.25						2.75
	Interpretation of the Music			0.80	2.00	2.50	2.75	3.00	3.25						2.75
Judges Total Program Component Score (factored)															10.80

Deductions	Falls: -1.00	-1.00
-------------------	--------------	--------------

* Invalid element x Credit for highlight distribution, base value multiplied by 1.1 ! Not clear edge

Golden Bear 2017

JUNIOR LADIES SHORT PROGRAM

JUDGES DETAILS PER SKATER

Rank	Name	Nation	Starting Number	Total Segment Score	Total Element Score	Program Component Score (factored)	Total Deductions
35	Klara KRMPOTIC	CRO	19	13.93	6.45	9.48	2.00

#	Executed Elements	Info	Base Value	GOE	J1	J2	J3	J4	J5	J6	J7	J8	J9	Ref	Scores of Panel
1	2A<<	<<	1.10	-0.60	-3	-3	-3	-3	-3						0.50
2	2F<+COMBO	<	1.40	-0.90	-3	-3	-3	-3	-3						0.50
3	FSSp1		2.00	-0.50	-1	-1	-2	-3	-2						1.50
4	StSqB		1.50	-0.60	-2	-2	-2	-2	-2						0.90
5	2Lz<	<	1.65	x -0.90	-3	-3	-3	-3	-3						0.75
6	CCoSp1		2.00	-0.30	-1	-1	-1	-2	-1						1.70
7	LSpB		1.20	-0.60	-2	-2	-2	-2	-1						0.60
			10.85												6.45
Program Components			Factor												
Skating Skills			0.80		2.75	2.75	2.75	2.75	3.25						2.75
Transitions			0.80		2.00	2.50	2.25	2.00	3.25						2.25
Performance			0.80		2.00	2.25	2.00	2.50	3.00						2.25
Composition			0.80		2.00	2.50	2.50	2.25	3.25						2.42
Interpretation of the Music			0.80		2.00	2.25	2.25	2.00	3.00						2.17
Judges Total Program Component Score (factored)															9.48

Deductions	Falls: -2.00	-2.00
-------------------	--------------	--------------

< Under-rotated jump << Downgraded jump x Credit for highlight distribution, base value multiplied by 1.1

Rank	Name	Nation	Starting Number	Total Segment Score	Total Element Score	Program Component Score (factored)	Total Deductions
36	Brigita KRMPOTIC	CRO	34	13.71	6.05	8.66	1.00

#	Executed Elements	Info	Base Value	GOE	J1	J2	J3	J4	J5	J6	J7	J8	J9	Ref	Scores of Panel
1	2A<<	<<	1.10	-0.60	-3	-3	-3	-3	-3						0.50
2	2F<<+2Lo<<	<<	1.00	-0.30	-3	-3	-3	-3	-2						0.70
3	FSSp1		2.00	-0.70	-2	-2	-3	-3	-2						1.30
4	StSqB		1.50	-0.40	-1	-1	-2	-2	-1						1.10
5	CCoSp1V		1.70	-0.10	-1	0	0	-2	0						1.60
6	2Lze<<	e	0.55	x -0.30	-3	-3	-3	-3	-3						0.25
7	LSpB		1.20	-0.60	-2	-2	-2	-3	-2						0.60
			9.05												6.05
Program Components			Factor												
Skating Skills			0.80		2.50	2.50	2.25	2.50	3.00						2.50
Transitions			0.80		1.75	2.25	2.00	2.00	2.75						2.08
Performance			0.80		2.00	2.25	1.75	2.25	3.00						2.17
Composition			0.80		2.00	2.25	2.00	2.00	3.25						2.08
Interpretation of the Music			0.80		2.00	2.00	2.00	2.00	3.00						2.00
Judges Total Program Component Score (factored)															8.66

Deductions	Falls: -1.00	-1.00
-------------------	--------------	--------------

<< Downgraded jump x Credit for highlight distribution, base value multiplied by 1.1 e Wrong edge

Golden Bear 2017

PANEL OF JUDGES

JUNIOR LADIES - FREE SKATING

Officials

Technical Controller	Ms. Eva SZILAGY	HUN
Technical Specialist	Ms. Eva SONNLEITNER	AUT
Assistant Technical Specialist	Mr. Jan CEJVAN	SLO

Judges

Referee	Ms. Antica GRUBISIC	CRO
Judges	Ms. Veronique GOSSELIN	CAN
	Ms. Lovorka KODRIN	CRO
	Ms. Miluse SAFRANKOVA	CZE
	Mr. Teri SEDEJ	SLO
	Ms. Denise GALLANDAT	SUI

Data/Replay Operator

	Mr. Tomislav BISCAN	CRO
	Ms. Natasa BAHAT	CRO

Golden Bear 2017

RESULTS

JUNIOR LADIES FINAL RESULT

Pl. Name		Nation	Total Score	SP	FS
1 Hannah DAWSON		CAN	146.70	1	2
2 Lucrezia BECCARI		ITA	141.99	4	1
3 Charlotte VANDERSARREN		BEL	137.12	7	3
4 Stefanie PESENDORFER		AUT	135.91	2	7
5 Klara STEPANOVA		CZE	135.75	3	5
6 Lissa-Anne MCGAGHEY		CAN	135.51	6	4
7 Anais CORADUCCI		SUI	134.87	5	6
8 Marina PIREDDA		ITA	118.61	8	8
9 Serena GIRAUD		FRA	111.03	13	9
10 Shaline RUEGGER		SUI	109.85	14	10
11 Anna-Sophie MIESENBERGER		AUT	107.17	9	12
12 Marusa UDRIH		SLO	105.61	17	11
13 Katarina KITAROVIC	LDA	CRO	104.65	11	14
14 Emilie GROSCH		AUT	102.96	18	13
15 Hana KOSIC	LDA	CRO	101.81	16	15
16 Hana CVIJANOVIC	LDA	CRO	101.55	10	18
17 Mikaela SEGER		SWE	100.77	12	17
18 Tullia Maria TREVISAN		ITA	96.38	19	19
19 Chenny PAOLUCCI	SSD	ITA	94.42	22	16
20 Sophie-Laureen GUNTHER		AUT	92.60	15	22
21 Fanny JONSSON		SWE	90.05	20	20
22 Kaja GRIL	JES	SLO	85.04	28	21
23 Lara GUCEK		SLO	84.30	21	23
24 Yuka KOYAMA		AUT	82.63	24	25
25 Herdis Birna HJALTALIN		ISL	82.04	25	24
26 Lika BRONS		NED	78.65	23	28
27 Iva GLIGORA	MED	CRO	76.23	27	30
28 Pia OMOVSEK	BLD	SLO	76.06	30	26
29 Lucija SIMON	MDV	CRO	74.85	29	29
30 Mihaela STIMAC ROJTINIC	LDA	CRO	74.43	31	27
31 Nea SMOLEJ	JES	SLO	71.05	26	32
32 Gabrijela BABIC	MDV	CRO	68.04	32	31
33 Marta NEDVED	KRI	CRO	57.65	33	33
34 Claudia KRIZMANIC	LDA	CRO	50.99	34	34
35 Klara KRMPOTIC	LDA	CRO	45.85	35	35
36 Brigita KRMPOTIC	LDA	CRO	40.69	36	36
Withdrawn					
Mira BARATH		HUN			
Emese GLOZIK		HUN			


Ms. Antica GRUBISIC CRO

Referee


Ms. Eva SZILAGY HUN

Technical Controller

JUNIOR LADIES

RESULT DETAILS FREE SKATING

Pl.	Name	Nation	Total Segment Score =	Total Element Score +	Tot. Prog. Comp. Score * +	SS	TR	PE	CO	IN	Deduct. -
1	Lucrezia BECCARI	ITA	93.87	48.53	45.34	5.92	5.42	5.58	5.75	5.67	0.00
2	Hannah DAWSON	CAN	92.29	48.03	46.26	5.83	5.58	5.75	5.92	5.83	2.00
3	Charlotte VANDERSARREN	BEL	90.69	41.62	49.07	5.92	5.75	6.25	6.42	6.33	0.00
4	Lissa-Anne MCGAGHEY	CAN	87.99	43.59	44.40	5.75	5.25	5.50	5.67	5.58	0.00
5	Klara STEPANOVA	CZE	87.48	47.21	40.27	5.33	4.67	5.17	5.00	5.00	0.00
6	Anais CORADUCCI	SUI	87.31	45.71	41.60	5.58	4.83	5.17	5.25	5.17	0.00
7	Stefanie PESENDORFER	AUT	85.31	40.91	44.40	5.67	5.25	5.58	5.67	5.58	0.00
8	Marina PIREDDA	ITA	76.12	33.59	42.53	5.50	5.08	5.33	5.50	5.17	0.00
9	Serena GIRAUD	FRA	73.59	33.12	41.47	5.17	4.75	5.25	5.42	5.33	1.00
10	Shaline RUEGGER	SUI	73.06	35.19	39.87	5.08	4.67	4.92	5.08	5.17	2.00
11	Marusa UDRIH	SLO	69.55	35.22	35.33	4.50	4.25	4.50	4.50	4.33	1.00
12	Anna-Sophie MIESENBERGER	AUT	68.50	31.17	37.33	4.75	4.42	4.58	4.75	4.83	0.00
13	Emilie GROSCH	AUT	67.46	32.13	35.33	4.33	4.25	4.42	4.58	4.50	0.00
14	Katarina KITAROVIC	CRO	66.82	32.48	35.34	4.67	4.00	4.58	4.42	4.42	1.00
15	Hana KOSIC	CRO	65.36	29.63	37.73	4.92	4.33	4.75	4.75	4.83	2.00
16	Chenny PAOLUCCI	ITA	63.56	32.44	34.12	4.58	4.08	4.00	4.33	4.33	3.00
17	Mikaela SEGER	SWE	63.20	26.94	36.26	4.58	4.33	4.67	4.50	4.58	0.00
18	Hana CVIJANOVIC	CRO	63.00	31.20	34.80	4.58	4.08	4.25	4.42	4.42	3.00
19	Tullia Maria TREVISAN	ITA	62.87	25.00	37.87	4.75	4.42	4.58	4.92	5.00	0.00
20	Fanny JONSSON	SWE	58.76	26.69	33.07	4.25	3.75	4.17	4.25	4.25	1.00
21	Kaja GRIL	SLO	57.35	29.48	27.87	3.67	3.33	3.50	3.50	3.42	0.00
22	Sophie-Laureen GUNTHER	AUT	55.87	23.27	33.60	4.58	3.92	4.08	4.25	4.17	1.00
23	Lara GUCEK	SLO	53.37	24.30	29.07	3.92	3.50	3.42	3.75	3.58	0.00
24	Herdís Birna HJALTALIN	ISL	52.90	24.90	28.00	3.67	3.33	3.42	3.58	3.50	0.00
25	Yuka KOYAMA	AUT	52.71	23.58	30.13	4.00	3.50	3.75	3.83	3.75	1.00
26	Pia OMOVSEK	SLO	51.79	25.13	26.66	3.50	3.08	3.33	3.42	3.33	0.00
27	Mihaela STIMAC ROJTINIC	CRO	50.19	25.39	24.80	3.25	3.08	3.00	3.17	3.00	0.00
28	Lika BRONS	NED	48.33	19.60	31.73	4.08	3.75	3.75	4.17	4.08	3.00
29	Lucija SIMON	CRO	47.78	20.91	27.87	3.75	3.33	3.42	3.50	3.42	1.00
30	Iva GLIGORA	CRO	47.58	23.72	25.86	3.25	3.00	3.25	3.33	3.33	2.00

JUNIOR LADIES

RESULT DETAILS FREE SKATING

Pl.	Name	Nation	Total Segment Score =	Total Element Score +	Tot. Prog. Comp. Score * +	SS	TR	PE	CO	IN	Deduct. -
31	Gabrijela BABIC	CRO	46.24	21.38	25.86	3.50	3.08	3.17	3.33	3.08	1.00
32	Nea SMOLEJ	SLO	41.93	19.73	25.20	3.42	3.08	2.83	3.25	3.17	3.00
33	Marta NEDVED	CRO	40.41	19.47	22.94	3.17	2.75	2.75	2.92	2.75	2.00
34	Claudia KRIZMANIC	CRO	34.71	13.70	22.01	3.25	2.42	2.67	2.75	2.67	1.00
35	Klara KRMPOTIC	CRO	31.92	11.19	21.73	3.08	2.42	2.83	2.58	2.67	1.00
36	Brigita KRMPOTIC	CRO	26.98	11.58	16.40	2.50	1.75	2.00	2.00	2.00	1.00

SS = Skating Skills

TR = Transitions

PE = Performance

CO = Composition

IN = Interpretation of the Music

* = factored score

Printed: 30.10.2017. 10:00:13

Golden Bear 2017

JUNIOR LADIES FREE SKATING

JUDGES DETAILS PER SKATER

Rank	Name	Nation	Starting Number	Total Segment Score	Total Element Score	Program Score (factored)	Total Component Score (factored)	Total Deductions
1	Lucrezia BECCARI	ITA	33	93.87	48.53		45.34	0.00

#	Executed Elements	Info	Base Value	GOE	J1	J2	J3	J4	J5	J6	J7	J8	J9	Ref	Scores of Panel
1	3Lz+2T		7.30	0.47	0	0	1	1	1						7.77
2	StSq3		3.30	0.50	2	1	1	1	0						3.80
3	3Lz+2A+SEQ		8.18	x 0.93	0	1	2	1	2						9.11
4	3F		5.83	x -1.87	-3	-3	-3	-2	-2						3.96
5	2F		2.09	x 0.00	0	0	0	-1	1						2.09
6	3T		4.73	x -2.10	-3	-3	-3	-3	-2						2.63
7	3S		4.84	x -2.10	-3	-3	-3	-3	-2						2.74
8	FCCoSp4		3.50	0.50	1	0	1	1	1						4.00
9	2A+2T		5.06	x 0.00	0	0	0	0	0						5.06
10	CCoSp4		3.50	0.50	1	0	1	1	1						4.00
11	LSp4		2.70	0.67	1	1	2	1	2						3.37
			51.03												48.53
Program Components				Factor											
Skating Skills				1.60	6.00	6.00	6.25	5.50	5.75						5.92
Transitions				1.60	5.50	5.50	5.75	4.00	5.25						5.42
Performance				1.60	5.75	5.75	6.00	5.00	5.25						5.58
Composition				1.60	6.00	5.75	6.00	4.50	5.50						5.75
Interpretation of the Music				1.60	6.00	5.75	6.25	5.25	5.25						5.67
Judges Total Program Component Score (factored)															45.34

Deductions	0.00
-------------------	-------------

x Credit for highlight distribution, base value multiplied by 1.1

Rank	Name	Nation	Starting Number	Total Segment Score	Total Element Score	Program Score (factored)	Total Component Score (factored)	Total Deductions
2	Hannah DAWSON	CAN	36	92.29	48.03		46.26	2.00

#	Executed Elements	Info	Base Value	GOE	J1	J2	J3	J4	J5	J6	J7	J8	J9	Ref	Scores of Panel
1	3Lz+2T	!	7.30	-1.87	-3	-3	-3	-2	-1						5.43
2	2A+3T		7.60	0.70	1	1	1	1	1						8.30
3	3Lo		5.10	-0.23	-1	0	0	-1	0						4.87
4	CCoSp4		3.50	0.67	1	1	2	2	1						4.17
5	FSSp4		3.00	0.33	1	0	1	0	1						3.33
6	3Lz	!	6.60	x -2.10	-3	-3	-3	-3	-3						4.50
7	3T		4.73	x -2.10	-3	-3	-3	-3	-3						2.63
8	3S+2T		6.27	x -0.70	-1	-1	0	-1	-1						5.57
9	2A		3.63	x 0.17	0	0	1	1	0						3.80
10	StSq2		2.60	0.33	0	0	1	1	1						2.93
11	FCCoSp2		2.50	0.00	0	0	0	1	0						2.50
			52.83												48.03
Program Components				Factor											
Skating Skills				1.60	5.75	6.00	5.75	5.75	6.00						5.83
Transitions				1.60	5.50	5.75	5.75	5.25	5.50						5.58
Performance				1.60	5.75	5.75	6.00	5.75	5.50						5.75
Composition				1.60	6.00	5.75	6.50	6.00	5.75						5.92
Interpretation of the Music				1.60	5.75	6.00	6.25	5.75	5.50						5.83
Judges Total Program Component Score (factored)															46.26

Deductions	Falls: -2.00	-2.00
-------------------	--------------	--------------

x Credit for highlight distribution, base value multiplied by 1.1 ! Not clear edge

Golden Bear 2017

JUNIOR LADIES FREE SKATING

JUDGES DETAILS PER SKATER

Rank	Name	Nation	Starting Number	Total Segment Score	Total Element Score	Program Score (factored)	Total Component Score (factored)	Total Deductions
3	Charlotte VANDERSARREN	BEL	30	90.69	41.62		49.07	0.00

#	Executed Elements	Info	Base Value	GOE	J1	J2	J3	J4	J5	J6	J7	J8	J9	Ref	Scores of Panel
1	2A+2T		4.60	0.50	1	1	2	1	1						5.10
2	3Lz		6.00	-0.23	-1	-1	0	0	0						5.77
3	2S		1.30	0.00	0	0	0	0	0						1.30
4	LSp3		2.40	0.33	0	0	1	1	1						2.73
5	1Lo		0.50	-0.10	-1	-1	-1	-1	0						0.40
6	StSq3		3.30	0.50	1	1	1	2	1						3.80
7	3T		4.73	x 0.00	0	0	0	1	0						4.73
8	3S+2T		6.27	x 0.23	0	0	0	1	1						6.50
9	2A		3.63	x 0.33	0	1	0	2	1						3.96
10	FCCoSp3		3.00	0.50	1	1	1	1	1						3.50
11	CCoSp3		3.00	0.83	1	1	2	2	2						3.83
			38.73												41.62
	Program Components			Factor											
	Skating Skills			1.60	6.00	6.00	5.75	6.50	5.50						5.92
	Transitions			1.60	6.00	5.75	5.50	6.00	5.50						5.75
	Performance			1.60	6.25	6.25	6.25	6.25	5.50						6.25
	Composition			1.60	6.50	6.25	6.50	7.00	5.50						6.42
	Interpretation of the Music			1.60	6.75	6.25	6.50	6.25	5.50						6.33
	Judges Total Program Component Score (factored)														49.07

Deductions	0.00
-------------------	-------------

x Credit for highlight distribution, base value multiplied by 1.1

Rank	Name	Nation	Starting Number	Total Segment Score	Total Element Score	Program Score (factored)	Total Component Score (factored)	Total Deductions
4	Lissa-Anne MCGAGHEY	CAN	31	87.99	43.59		44.40	0.00

#	Executed Elements	Info	Base Value	GOE	J1	J2	J3	J4	J5	J6	J7	J8	J9	Ref	Scores of Panel
1	3Lz+2T		7.30	-0.70	-1	-1	-1	-1	-1						6.60
2	3F<+2T	<	5.00	-0.70	-1	-1	-2	-1	-1						4.30
3	3T<	<	3.00	-1.17	-2	-2	-2	-1	-1						1.83
4	FCCoSp3		3.00	0.00	0	0	0	1	0						3.00
5	3S		4.40	0.00	0	0	0	0	0						4.40
6	3F<	<	4.07	x -0.47	0	-1	-2	0	-1						3.60
7	3Lz<	<	4.62	x -1.17	-2	-2	-2	-1	-1						3.45
8	FSSp4		3.00	0.67	1	0	2	2	1						3.67
9	2A+1Lo+2S		5.61	x 0.00	0	0	0	0	0						5.61
10	StSq3		3.30	0.00	0	0	0	0	0						3.30
11	CCoSp4V		3.00	0.83	1	1	2	2	2						3.83
			46.30												43.59
	Program Components			Factor											
	Skating Skills			1.60	5.25	5.75	5.75	6.00	5.75						5.75
	Transitions			1.60	4.25	5.50	5.50	4.75	5.50						5.25
	Performance			1.60	4.75	5.50	6.25	5.50	5.50						5.50
	Composition			1.60	5.00	5.75	6.50	5.75	5.50						5.67
	Interpretation of the Music			1.60	5.00	6.00	6.00	5.25	5.50						5.58
	Judges Total Program Component Score (factored)														44.40

Deductions	0.00
-------------------	-------------

< Under-rotated jump x Credit for highlight distribution, base value multiplied by 1.1

Golden Bear 2017

JUNIOR LADIES FREE SKATING

JUDGES DETAILS PER SKATER

Rank	Name	Nation	Starting Number	Total Segment Score	Total Element Score	Program Score (factored)	Total Component Score (factored)	Total Deductions
5	Klara STEPANOVA	CZE	34	87.48	47.21		40.27	0.00

#	Executed Elements	Info	Base Value	GOE	J1	J2	J3	J4	J5	J6	J7	J8	J9	Ref	Scores of Panel
1	3Lo		5.10	0.00	0	1	0	0	0						5.10
2	3S+2T<<	<<	4.80	-2.10	-3	-3	-3	-3	-2						2.70
3	3Lo+2T		6.40	0.00	0	0	0	-1	0						6.40
4	CCSp4		3.20	0.33	1	0	0	1	1						3.53
5	2A		3.30	0.17	1	1	0	0	0						3.47
6	2Lz+2Lo+2Lo		6.27	x 0.00	0	0	0	1	0						6.27
7	3S		4.84	x 0.47	1	1	0	1	0						5.31
8	FCCoSp4		3.50	0.50	1	1	1	1	0						4.00
9	StSq3		3.30	0.00	0	1	0	0	0						3.30
10	2A		3.63	x 0.00	0	0	0	0	0						3.63
11	CCoSp4		3.50	0.00	0	0	0	0	0						3.50
			47.84												47.21
	Program Components			Factor											
	Skating Skills			1.60	5.50	6.00	5.50	4.50	5.00						5.33
	Transitions			1.60	5.00	5.75	4.00	4.25	4.75						4.67
	Performance			1.60	5.50	5.75	5.25	4.25	4.75						5.17
	Composition			1.60	5.50	5.75	4.75	4.50	4.75						5.00
	Interpretation of the Music			1.60	5.50	6.00	4.75	4.75	4.75						5.00
	Judges Total Program Component Score (factored)														40.27

Deductions	0.00
-------------------	-------------

<< Downgraded jump x Credit for highlight distribution, base value multiplied by 1.1

Rank	Name	Nation	Starting Number	Total Segment Score	Total Element Score	Program Score (factored)	Total Component Score (factored)	Total Deductions
6	Anais CORADUCCI	SUI	32	87.31	45.71		41.60	0.00

#	Executed Elements	Info	Base Value	GOE	J1	J2	J3	J4	J5	J6	J7	J8	J9	Ref	Scores of Panel
1	2A+1Lo+3S		8.20	0.00	0	0	0	1	0						8.20
2	3T+2T		5.60	0.23	0	0	1	2	0						5.83
3	3Lo		5.10	-0.70	-1	-1	-1	-2	-1						4.40
4	CCoSp4		3.50	0.17	0	0	1	0	1						3.67
5	3S		4.40	0.23	0	0	0	2	1						4.63
6	3T		4.73	x -0.93	-2	-2	-1	-1	-1						3.80
7	2A		3.63	x -1.00	-2	-2	-3	-2	-2						2.63
8	2F+2T		3.52	x -0.30	-1	-1	-1	-1	-1						3.22
9	LSp4		2.70	0.33	0	1	1	0	1						3.03
10	StSq3		3.30	0.00	-1	0	0	1	0						3.30
11	FCCoSp2		2.50	0.50	1	0	2	1	1						3.00
			47.18												45.71
	Program Components			Factor											
	Skating Skills			1.60	5.50	5.75	6.25	5.50	5.25						5.58
	Transitions			1.60	4.50	5.50	5.75	4.50	4.50						4.83
	Performance			1.60	5.00	5.75	6.00	4.75	4.50						5.17
	Composition			1.60	5.00	5.75	6.25	5.00	4.75						5.25
	Interpretation of the Music			1.60	5.00	5.75	5.75	4.75	4.50						5.17
	Judges Total Program Component Score (factored)														41.60

Deductions	0.00
-------------------	-------------

x Credit for highlight distribution, base value multiplied by 1.1

Golden Bear 2017

JUNIOR LADIES FREE SKATING

JUDGES DETAILS PER SKATER

Rank	Name	Nation	Starting Number	Total Segment Score	Total Element Score	Program Score (factored)	Total Component Score (factored)	Total Deductions
7	Stefanie PESENDORFER	AUT	35	85.31	40.91		44.40	0.00

#	Executed Elements	Info	Base Value	GOE	J1	J2	J3	J4	J5	J6	J7	J8	J9	Ref	Scores of Panel
1	3T+2T		5.60	0.47	0	0	1	2	1						6.07
2	3F+SEQ+2S*	*	4.24	-1.17	-3	-2	-2	-1	0						3.07
3	3Lz<	<	4.20	-1.17	-2	-2	-2	-1	-1						3.03
4	FCCoSp4		3.50	0.50	1	0	1	1	1						4.00
5	1F	x	0.55	-0.20	-2	-2	-2	-2	-2						0.35
6	3S	x	4.84	0.00	0	0	0	0	0						4.84
7	CCoSp4		3.50	0.50	1	0	1	1	1						4.00
8	2A	x	3.63	0.33	1	1	0	1	0						3.96
9	StSq3		3.30	0.00	0	0	0	0	1						3.30
10	3T+2T	x	6.16	0.23	0	0	1	1	-1						6.39
11	LSp2		1.90	0.00	0	0	0	-1	0						1.90
			41.42												40.91
Program Components				Factor											
Skating Skills				1.60	5.75	5.75	5.75	5.50	5.25						5.67
Transitions				1.60	5.00	5.50	5.75	5.25	4.75						5.25
Performance				1.60	5.75	5.75	6.25	5.25	4.75						5.58
Composition				1.60	5.75	5.75	6.25	5.50	5.00						5.67
Interpretation of the Music				1.60	5.75	5.75	6.00	5.25	4.75						5.58
Judges Total Program Component Score (factored)														44.40	

Deductions	0.00
-------------------	-------------

< Under-rotated jump * Invalid element x Credit for highlight distribution, base value multiplied by 1.1

Rank	Name	Nation	Starting Number	Total Segment Score	Total Element Score	Program Score (factored)	Total Component Score (factored)	Total Deductions
8	Marina PIREDDA	ITA	29	76.12	33.59		42.53	0.00

#	Executed Elements	Info	Base Value	GOE	J1	J2	J3	J4	J5	J6	J7	J8	J9	Ref	Scores of Panel
1	2A		3.30	0.67	1	1	2	1	2						3.97
2	3T+2T		5.60	0.70	1	1	1	1	1						6.30
3	1S		0.40	-0.30	-3	-3	-3	-3	-3						0.10
4	FCCoSp4		3.50	0.50	1	1	1	1	1						4.00
5	2Lz+1Lo+2F	x	4.95	0.40	2	2	1	1	1						5.35
6	2T	x	1.43	0.00	0	0	0	0	0						1.43
7	2S+1T	x	1.87	0.00	0	0	0	0	0						1.87
8	1A	x	1.21	0.00	0	0	0	1	0						1.21
9	LSp3		2.40	0.50	1	1	2	1	1						2.90
10	StSq3		3.30	0.33	1	1	1	0	0						3.63
11	CCoSp3V		2.50	0.33	0	1	1	0	2						2.83
			30.46												33.59
Program Components				Factor											
Skating Skills				1.60	5.75	5.75	6.00	4.75	5.00						5.50
Transitions				1.60	5.00	5.50	5.75	4.50	4.75						5.08
Performance				1.60	5.75	5.75	5.50	4.50	4.75						5.33
Composition				1.60	5.75	5.75	5.75	4.75	5.00						5.50
Interpretation of the Music				1.60	5.50	6.00	5.25	4.25	4.75						5.17
Judges Total Program Component Score (factored)														42.53	

Deductions	0.00
-------------------	-------------

x Credit for highlight distribution, base value multiplied by 1.1

Golden Bear 2017

JUNIOR LADIES FREE SKATING

JUDGES DETAILS PER SKATER

Rank	Name	Nation	Starting Number	Total Segment Score	Total Element Score	Program Score (factored)	Total Component Score (factored)	Total Deductions
9	Serena GIRAUD	FRA	24	73.59	33.12		41.47	1.00

#	Executed Elements	Info	Base Value	GOE	J1	J2	J3	J4	J5	J6	J7	J8	J9	Ref	Scores of Panel
1	3T+2T		5.60	0.70	1	1	1	1	1						6.30
2	3S<	<	3.10	-2.10	-3	-3	-3	-3	-3						1.00
3	2A+2T		4.60	0.33	1	1	1	0	0						4.93
4	2Lo		1.80	0.30	1	1	0	1	1						2.10
5	CCoSp2		2.50	-0.30	-1	-1	-1	-1	0						2.20
6	2Lo		1.80	0.10	1	0	0	1	0						1.90
7	2F+1Lo+2S	x	4.07	0.00	0	0	1	0	0						4.07
8	StSq2		2.60	0.33	1	1	1	0	0						2.93
9	2F	x	2.09	0.00	0	0	0	0	0						2.09
10	CSSp3		2.60	0.50	1	0	1	1	1						3.10
11	FCCoSp2		2.50	0.00	0	0	1	0	0						2.50
			33.26												33.12
Program Components				Factor											
Skating Skills				1.60	5.50	5.50	5.25	4.75	4.50						5.17
Transitions				1.60	5.00	5.25	4.75	4.50	4.50						4.75
Performance				1.60	6.00	5.50	5.50	4.25	4.75						5.25
Composition				1.60	6.00	5.75	5.75	4.75	4.75						5.42
Interpretation of the Music				1.60	6.25	5.75	5.50	4.25	4.75						5.33
Judges Total Program Component Score (factored)															41.47

Deductions	Falls: -1.00	-1.00
-------------------	--------------	--------------

< Under-rotated jump x Credit for highlight distribution, base value multiplied by 1.1

Rank	Name	Nation	Starting Number	Total Segment Score	Total Element Score	Program Score (factored)	Total Component Score (factored)	Total Deductions
10	Shaline RUEGGER	SUI	23	73.06	35.19		39.87	2.00

#	Executed Elements	Info	Base Value	GOE	J1	J2	J3	J4	J5	J6	J7	J8	J9	Ref	Scores of Panel
1	3T+2T		5.60	0.70	0	1	1	1	1						6.30
2	1Lo		0.50	-0.03	-1	-1	0	0	0						0.47
3	3T+1T		4.70	0.00	0	0	0	0	0						4.70
4	3S		4.40	-2.10	-3	-3	-3	-3	-3						2.30
5	FSSp4		3.00	0.00	0	0	0	0	0						3.00
6	3Lo<<	<<	1.98	-0.90	-3	-3	-3	-3	-3						1.08
7	StSq3		3.30	0.50	1	1	2	0	1						3.80
8	2A+1Lo+2S	x	5.61	0.17	0	0	0	1	1						5.78
9	2A<	<	2.53	-0.50	-1	-1	-2	-1	-1						2.03
10	CCoSp4		3.50	0.00	1	0	0	0	0						3.50
11	LSp2		1.90	0.33	0	0	1	1	1						2.23
			37.02												35.19
Program Components				Factor											
Skating Skills				1.60	5.00	5.25	5.50	5.00	4.50						5.08
Transitions				1.60	4.50	5.00	4.75	4.00	4.75						4.67
Performance				1.60	5.00	5.25	5.50	4.50	4.50						4.92
Composition				1.60	5.00	5.25	5.00	4.25	5.25						5.08
Interpretation of the Music				1.60	5.50	5.50	5.25	4.25	4.75						5.17
Judges Total Program Component Score (factored)															39.87

Deductions	Falls: -2.00	-2.00
-------------------	--------------	--------------

< Under-rotated jump << Downgraded jump x Credit for highlight distribution, base value multiplied by 1.1

Golden Bear 2017

JUNIOR LADIES FREE SKATING

JUDGES DETAILS PER SKATER

Rank	Name	Nation	Starting Number	Total Segment Score	Total Element Score	Program Score (factored)	Total Component Score (factored)	Total Deductions
11	Marusa UDRIH	SLO	20	69.55	35.22		35.33	1.00

#	Executed Elements	Info	Base Value	GOE	J1	J2	J3	J4	J5	J6	J7	J8	J9	Ref	Scores of Panel
1	2A		3.30	0.50	0	1	1	1	1						3.80
2	3S+2T		5.70	-0.70	-2	-1	0	-1	-1						5.00
3	2Lz+1Lo<+2F	<	4.40	-0.60	-2	-2	-2	-2	-1						3.80
4	FCCoSp4		3.50	0.17	-1	0	1	0	1						3.67
5	2Lo		1.98	x 0.00	0	0	0	0	0						1.98
6	2A+2T		5.06	x -0.83	-3	-2	-2	-1	-1						4.23
7	2Lo		1.98	x 0.00	0	0	0	0	0						1.98
8	2F		2.09	x -0.20	-2	-1	-1	0	0						1.89
9	StSq2		2.60	0.00	0	0	0	1	0						2.60
10	CCoSp4		3.50	0.17	0	0	1	0	1						3.67
11	CSSp3		2.60	0.00	0	0	0	0	1						2.60
			36.71												35.22
	Program Components			Factor											
	Skating Skills			1.60	4.50	4.50	4.75	4.50	4.50						4.50
	Transitions			1.60	4.25	4.25	4.50	4.00	4.25						4.25
	Performance			1.60	4.50	4.50	4.75	4.50	3.75						4.50
	Composition			1.60	4.75	4.50	4.50	4.50	4.00						4.50
	Interpretation of the Music			1.60	4.25	4.75	4.25	4.50	3.75						4.33
	Judges Total Program Component Score (factored)														35.33

Deductions	Time violation: -1.00	-1.00
-------------------	-----------------------	--------------

< Under-rotated jump x Credit for highlight distribution, base value multiplied by 1.1

Rank	Name	Nation	Starting Number	Total Segment Score	Total Element Score	Program Score (factored)	Total Component Score (factored)	Total Deductions
12	Anna-Sophie MIESENBERGER	AUT	28	68.50	31.17		37.33	0.00

#	Executed Elements	Info	Base Value	GOE	J1	J2	J3	J4	J5	J6	J7	J8	J9	Ref	Scores of Panel
1	3S<	<	3.10	-1.40	-2	-2	-3	-2	-1						1.70
2	2Lo+2T		3.10	-0.30	-1	-1	-1	-2	-1						2.80
3	CCoSp3		3.00	0.17	1	0	0	1	0						3.17
4	2A+1Lo+2S		5.10	0.00	-1	0	0	0	0						5.10
5	2F+2T		3.20	0.00	0	0	0	1	0						3.20
6	FCCoSp2V		2.00	0.00	0	0	-2	0	1						2.00
7	2A		3.63	x -0.17	0	-1	-1	0	0						3.46
8	2F		2.09	x 0.10	1	0	0	1	0						2.19
9	LSp4		2.70	0.00	0	0	0	1	0						2.70
10	2Lo		1.98	x 0.10	1	1	0	0	0						2.08
11	StSq2		2.60	0.17	0	0	0	1	1						2.77
			32.50												31.17
	Program Components			Factor											
	Skating Skills			1.60	4.75	4.75	4.75	5.00	4.25						4.75
	Transitions			1.60	4.50	4.50	4.25	4.50	4.00						4.42
	Performance			1.60	4.75	4.50	5.00	4.50	4.25						4.58
	Composition			1.60	4.75	4.75	4.75	4.75	4.50						4.75
	Interpretation of the Music			1.60	4.75	4.75	5.00	5.00	4.25						4.83
	Judges Total Program Component Score (factored)														37.33

Deductions		0.00
-------------------	--	-------------

< Under-rotated jump x Credit for highlight distribution, base value multiplied by 1.1

Golden Bear 2017

JUNIOR LADIES FREE SKATING

JUDGES DETAILS PER SKATER

Rank	Name	Nation	Starting Number	Total Segment Score	Total Element Score	Program Score (factored)	Total Component Score (factored)	Total Deductions
13	Emilie GROSCH	AUT	19	67.46	32.13		35.33	0.00

#	Executed Elements	Info	Base Value	GOE	J1	J2	J3	J4	J5	J6	J7	J8	J9	Ref	Scores of Panel
1	2F		1.90	0.10	0	0	1	0	1						2.00
2	2F+2Lo+2T		5.00	0.10	0	0	1	0	1						5.10
3	FSSp4		3.00	0.17	0	0	1	1	-1						3.17
4	2A<	<	2.30	-1.33	-3	-3	-3	-2	-2						0.97
5	2Lz+2T		3.40	0.00	0	0	0	0	0						3.40
6	StSq3		3.30	0.17	0	1	0	1	0						3.47
7	CCoSp4		3.50	0.17	0	0	0	1	1						3.67
8	2S+2Lo		3.41	x 0.00	0	0	0	1	0						3.41
9	2Lz		2.31	x 0.00	0	0	0	1	0						2.31
10	2S		1.43	x -0.20	-1	-1	-1	-1	-1						1.23
11	FCCoSp4		3.50	-0.10	-1	0	0	1	-1						3.40
			33.05												32.13
Program Components				Factor											
Skating Skills				1.60	4.00	4.50	4.50	5.00	4.00						4.33
Transitions				1.60	4.00	4.25	4.25	4.50	4.25						4.25
Performance				1.60	4.25	4.50	4.75	4.50	4.25						4.42
Composition				1.60	4.25	4.75	4.75	5.00	4.25						4.58
Interpretation of the Music				1.60	4.25	4.75	4.50	5.25	4.25						4.50
Judges Total Program Component Score (factored)															35.33

Deductions	0.00
-------------------	-------------

< Under-rotated jump x Credit for highlight distribution, base value multiplied by 1.1

Rank	Name	Nation	Starting Number	Total Segment Score	Total Element Score	Program Score (factored)	Total Component Score (factored)	Total Deductions
14	Katarina KITAROVIC	CRO	26	66.82	32.48		35.34	1.00

#	Executed Elements	Info	Base Value	GOE	J1	J2	J3	J4	J5	J6	J7	J8	J9	Ref	Scores of Panel
1	2A		3.30	0.00	0	0	1	0	0						3.30
2	3T<<	<<	1.30	-0.60	-3	-3	-3	-3	-3						0.70
3	LSp4		2.70	0.00	0	0	0	1	0						2.70
4	2Lz+2Lo		3.90	0.00	-1	0	0	0	0						3.90
5	StSq3		3.30	0.00	1	0	0	0	0						3.30
6	2A		3.63	x -1.50	-3	-3	-3	-3	-3						2.13
7	CCoSp3		3.00	0.00	0	0	0	-1	0						3.00
8	2Lz		2.31	x 0.00	0	0	0	0	0						2.31
9	2F+2Lo		4.07	x -0.30	-1	-1	-1	0	-1						3.77
10	2F+1Lo+2S		4.07	x -0.20	-1	-1	0	-1	0						3.87
11	FCSSp4		3.00	0.50	1	1	1	2	1						3.50
			34.58												32.48
Program Components				Factor											
Skating Skills				1.60	4.75	4.75	4.75	4.50	4.50						4.67
Transitions				1.60	4.50	4.50	3.50	3.25	4.00						4.00
Performance				1.60	4.75	4.75	4.50	4.00	4.50						4.58
Composition				1.60	4.75	4.75	4.00	4.25	4.25						4.42
Interpretation of the Music				1.60	4.75	4.75	4.25	4.00	4.25						4.42
Judges Total Program Component Score (factored)															35.34

Deductions	Falls: -1.00	-1.00
-------------------	--------------	--------------

<< Downgraded jump x Credit for highlight distribution, base value multiplied by 1.1

Golden Bear 2017

JUNIOR LADIES FREE SKATING

JUDGES DETAILS PER SKATER

Rank	Name	Nation	Starting Number	Total Segment Score	Total Element Score	Total Program Score (factored)	Total Component Score (factored)	Total Deductions
15	Hana KOSIC	CRO	21	65.36	29.63		37.73	2.00

#	Executed Elements	Info	Base Value	GOE	J1	J2	J3	J4	J5	J6	J7	J8	J9	Ref	Scores of Panel
1	3S		4.40	-0.47	-1	-1	0	-1	0						3.93
2	2A<	<	2.30	-0.83	-2	-2	-2	-1	-1						1.47
3	FCCoSp4		3.50	0.17	0	0	1	0	1						3.67
4	3Lo<<	<<	1.80	-0.90	-3	-3	-3	-3	-3						0.90
5	3S<<+REP	<<	0.91	-0.60	-3	-3	-3	-3	-3						0.31
6	LSp3		2.40	0.67	1	1	2	0	2						3.07
7	2F+2Lo	x	4.07	-0.40	-2	-2	-1	-1	-1						3.67
8	2Lz	x	2.31	-0.90	-3	-3	-3	-3	-3						1.41
9	StSq3		3.30	0.50	1	1	0	1	1						3.80
10	2F+1Lo+2S	x	4.07	0.00	0	0	0	0	0						4.07
11	CCoSp3		3.00	0.33	1	0	0	1	1						3.33
			32.06												29.63
Program Components				Factor											
Skating Skills				1.60	5.00	5.00	5.25	4.50	4.75						4.92
Transitions				1.60	4.50	4.75	4.50	4.00	4.00						4.33
Performance				1.60	4.75	4.75	4.75	4.75	4.25						4.75
Composition				1.60	4.75	4.75	4.75	5.00	4.25						4.75
Interpretation of the Music				1.60	5.00	5.00	5.00	4.50	4.00						4.83
Judges Total Program Component Score (factored)															37.73

Deductions	Falls: -2.00	-2.00
-------------------	--------------	--------------

< Under-rotated jump << Downgraded jump x Credit for highlight distribution, base value multiplied by 1.1 REP Jump repetition

Rank	Name	Nation	Starting Number	Total Segment Score	Total Element Score	Total Program Score (factored)	Total Component Score (factored)	Total Deductions
16	Chenny PAOLUCCI	ITA	15	63.56	32.44		34.12	3.00

#	Executed Elements	Info	Base Value	GOE	J1	J2	J3	J4	J5	J6	J7	J8	J9	Ref	Scores of Panel
1	3Lo<	<	3.60	-2.10	-3	-3	-3	-3	-3						1.50
2	3S+2T		5.70	-0.70	-1	-1	-1	-1	-2						5.00
3	CCoSp4		3.50	0.00	0	0	0	0	0						3.50
4	3F<<	<<	1.90	-0.90	-3	-3	-3	-3	-2						1.00
5	2Lz		2.10	-0.20	-1	0	0	-2	-1						1.90
6	3T+2T+2Lo	x	8.14	0.23	0	0	1	0	1						8.37
7	LSp4		2.70	0.50	1	1	1	1	1						3.20
8	1A+2A+SEQ	x	3.87	-1.50	-3	-3	-3	-3	-3						2.37
9	StSq3		3.30	0.17	0	0	1	1	0						3.47
10	3S<<	<<	1.43	-0.60	-3	-3	-3	-3	-3						0.83
11	FCCoSpBV		1.50	-0.20	-1	0	0	-2	-1						1.30
			37.74												32.44
Program Components				Factor											
Skating Skills				1.60	5.00	4.50	4.75	4.50	4.50						4.58
Transitions				1.60	4.00	4.25	4.25	4.00	4.00						4.08
Performance				1.60	4.25	4.25	4.00	3.50	3.75						4.00
Composition				1.60	4.50	4.25	4.75	4.25	4.25						4.33
Interpretation of the Music				1.60	4.50	4.50	4.50	4.00	3.75						4.33
Judges Total Program Component Score (factored)															34.12

Deductions	Falls: -3.00	-3.00
-------------------	--------------	--------------

< Under-rotated jump << Downgraded jump x Credit for highlight distribution, base value multiplied by 1.1

Golden Bear 2017

JUNIOR LADIES FREE SKATING

JUDGES DETAILS PER SKATER

Rank	Name	Nation	Starting Number	Total Segment Score	Total Element Score	Program Score (factored)	Total Component Score (factored)	Total Deductions
17	Mikaela SEGER	SWE	25	63.20	26.94		36.26	0.00

#	Executed Elements	Info	Base Value	GOE	J1	J2	J3	J4	J5	J6	J7	J8	J9	Ref	Scores of Panel
1	2F+2T		3.20	0.10	0	0	1	0	1						3.30
2	1A		1.10	0.00	0	0	0	0	0						1.10
3	2S+1Lo+2S		3.10	0.00	0	0	0	0	0						3.10
4	LSp3		2.40	0.33	0	0	1	1	1						2.73
5	2F+2T		3.20	-0.60	-2	-2	-1	-2	-2						2.60
6	StSq3		3.30	0.00	0	0	0	0	0						3.30
7	2Lze	e	1.65	x -0.60	-2	-2	-2	-2	-1						1.05
8	2Lo		1.98	x 0.20	0	0	1	1	1						2.18
9	FCSp2		2.30	0.00	0	0	0	1	0						2.30
10	2Lo		1.98	x 0.00	0	0	0	1	0						1.98
11	CCoSp4		3.50	-0.20	-1	0	0	-1	-1						3.30
			27.71												26.94
Program Components				Factor											
Skating Skills				1.60	4.25	4.75	4.75	4.50	4.50						4.58
Transitions				1.60	4.00	4.50	4.25	4.25	4.50						4.33
Performance				1.60	4.50	4.75	4.75	4.25	4.75						4.67
Composition				1.60	4.50	4.50	4.50	4.50	4.75						4.50
Interpretation of the Music				1.60	4.50	4.75	4.50	4.50	4.75						4.58
Judges Total Program Component Score (factored)															36.26

Deductions	0.00
-------------------	-------------

x Credit for highlight distribution, base value multiplied by 1.1 e Wrong edge

Rank	Name	Nation	Starting Number	Total Segment Score	Total Element Score	Program Score (factored)	Total Component Score (factored)	Total Deductions
18	Hana CVIJANOVIC	CRO	27	63.00	31.20		34.80	3.00

#	Executed Elements	Info	Base Value	GOE	J1	J2	J3	J4	J5	J6	J7	J8	J9	Ref	Scores of Panel
1	StSq3		3.30	0.50	1	1	2	1	0						3.80
2	FCCoSp3		3.00	0.17	0	1	0	0	1						3.17
3	2A		3.30	-1.50	-3	-3	-3	-3	-3						1.80
4	3S		4.40	-2.10	-3	-3	-3	-3	-3						2.30
5	2F+2T		3.52	x 0.00	0	0	0	0	0						3.52
6	3S+REP		3.39	x -2.10	-3	-3	-3	-3	-3						1.29
7	2F+2T+2Lo		5.50	x -0.10	-1	0	0	-1	0						5.40
8	FSSp3		2.60	0.50	1	0	1	1	1						3.10
9	2Lz+2T*	*	2.31	x 0.00	0	0	0	0	0						2.31
10	2Lz		2.31	x 0.00	0	0	0	-1	1						2.31
11	CCoSp2		2.50	-0.30	-1	-1	0	-2	-1						2.20
			36.13												31.20
Program Components				Factor											
Skating Skills				1.60	4.50	5.00	4.75	4.25	4.50						4.58
Transitions				1.60	4.25	4.50	4.00	4.00	4.00						4.08
Performance				1.60	4.50	4.75	4.25	4.00	4.00						4.25
Composition				1.60	4.75	4.75	4.25	4.25	4.25						4.42
Interpretation of the Music				1.60	4.50	4.75	4.50	4.25	4.00						4.42
Judges Total Program Component Score (factored)															34.80

Deductions	Falls: -3.00	-3.00
-------------------	--------------	--------------

* Invalid element x Credit for highlight distribution, base value multiplied by 1.1 REP Jump repetition

Golden Bear 2017

JUNIOR LADIES FREE SKATING

JUDGES DETAILS PER SKATER

Rank	Name	Nation	Starting Number	Total Segment Score	Total Element Score	Program Score (factored)	Total Component Score (factored)	Total Deductions
19	Tullia Maria TREVISAN	ITA	18	62.87	25.00		37.87	0.00

#	Executed Elements	Info	Base Value	GOE	J1	J2	J3	J4	J5	J6	J7	J8	J9	Ref	Scores of Panel
1	1S		0.40	-0.10	-1	-1	-1	-2	-1						0.30
2	2Lo		1.80	0.30	1	1	1	1	0						2.10
3	2A		3.30	0.17	1	1	0	0	0						3.47
4	1S		0.40	-0.30	-3	-3	-3	-3	-3						0.10
5	CCoSp3		3.00	0.50	0	0	2	2	1						3.50
6	1A		1.10	0.00	0	0	0	0	0						1.10
7	LSp4		2.70	0.33	0	1	2	0	1						3.03
8	2F		2.09	x -0.30	-1	-1	-1	-1	-1						1.79
9	StSq3		3.30	0.50	1	1	0	2	1						3.80
10	2Lz		2.31	x 0.00	0	0	0	0	0						2.31
11	FCCoSp4V		3.00	0.50	0	1	1	1	1						3.50
			23.40												25.00
Program Components				Factor											
Skating Skills				1.60	5.25	4.75	4.50	5.00	4.50						4.75
Transitions				1.60	4.50	4.50	4.25	4.50	4.25						4.42
Performance				1.60	5.25	4.75	4.00	5.00	4.00						4.58
Composition				1.60	5.25	4.75	4.75	5.25	4.50						4.92
Interpretation of the Music				1.60	5.50	5.00	4.50	5.50	4.00						5.00
Judges Total Program Component Score (factored)															37.87

Deductions	0.00
-------------------	-------------

x Credit for highlight distribution, base value multiplied by 1.1

Rank	Name	Nation	Starting Number	Total Segment Score	Total Element Score	Program Score (factored)	Total Component Score (factored)	Total Deductions
20	Fanny JONSSON	SWE	17	58.76	26.69		33.07	1.00

#	Executed Elements	Info	Base Value	GOE	J1	J2	J3	J4	J5	J6	J7	J8	J9	Ref	Scores of Panel
1	2A<	<	2.30	-1.00	-2	-2	-2	-2	-1						1.30
2	2S		1.30	0.07	0	0	0	1	1						1.37
3	1F+1Lo		1.00	-0.10	-1	-1	-1	-1	0						0.90
4	FSSp3		2.60	0.00	0	0	0	-1	0						2.60
5	2A<	<	2.30	-0.83	-2	-1	-2	-2	-1						1.47
6	2Lz+2T+2Lo		5.72	x -0.10	-1	-1	0	0	0						5.62
7	2Lz+2T		3.74	x -0.30	-1	-1	-1	-1	-1						3.44
8	2F		2.09	x 0.00	0	0	0	0	0						2.09
9	CCoSp3		3.00	-0.10	-1	0	0	-1	1						2.90
10	StSq2		2.60	0.00	0	0	0	0	1						2.60
11	LSp3		2.40	0.00	0	0	0	0	0						2.40
			29.05												26.69
Program Components				Factor											
Skating Skills				1.60	4.25	4.25	4.25	3.75	4.25						4.25
Transitions				1.60	4.00	4.00	3.50	3.00	3.75						3.75
Performance				1.60	4.50	4.25	4.25	3.50	4.00						4.17
Composition				1.60	4.50	4.50	4.25	3.25	4.00						4.25
Interpretation of the Music				1.60	4.50	4.50	4.25	3.50	4.00						4.25
Judges Total Program Component Score (factored)															33.07

Deductions	Time violation: -1.00	-1.00
-------------------	-----------------------	--------------

< Under-rotated jump x Credit for highlight distribution, base value multiplied by 1.1

Golden Bear 2017

JUNIOR LADIES FREE SKATING

JUDGES DETAILS PER SKATER

Rank	Name	Nation	Starting Number	Total Segment Score	Total Element Score	Total Program Score (factored)	Total Component Score (factored)	Total Deductions
21	Kaja GRIL	SLO	9	57.35	29.48		27.87	0.00

#	Executed Elements	Info	Base Value	GOE	J1	J2	J3	J4	J5	J6	J7	J8	J9	Ref	Scores of Panel
1	2A<<	<<	1.10	-0.60	-3	-3	-3	-2	-3						0.50
2	2F		1.90	0.00	0	0	0	0	0						1.90
3	CCoSp4		3.50	0.17	0	0	0	1	1						3.67
4	StSq2		2.60	0.00	0	0	0	0	0						2.60
5	2Lz	x	2.31	-0.50	-2	-2	-1	-2	-1						1.81
6	2S+2Lo	x	3.41	0.00	-1	0	0	0	0						3.41
7	FCCoSp4		3.50	-0.10	0	0	0	-1	-1						3.40
8	2Lz+1Lo+2S	x	4.29	-0.20	-1	0	0	-1	-1						4.09
9	2F+2T	x	3.52	-0.10	-1	-1	0	0	0						3.42
10	2Lo	x	1.98	0.00	0	0	0	0	0						1.98
11	LSp4		2.70	0.00	0	0	1	0	0						2.70
			30.81												29.48
Program Components				Factor											
Skating Skills				1.60	3.75	3.75	3.50	3.50	3.75						3.67
Transitions				1.60	3.25	3.50	3.25	3.00	3.50						3.33
Performance				1.60	3.50	3.50	3.50	3.25	3.50						3.50
Composition				1.60	3.25	3.50	3.50	3.50	3.75						3.50
Interpretation of the Music				1.60	3.50	3.50	3.25	3.00	3.50						3.42
Judges Total Program Component Score (factored)															27.87

Deductions		0.00
-------------------	--	-------------

<< Downgraded jump x Credit for highlight distribution, base value multiplied by 1.1

Rank	Name	Nation	Starting Number	Total Segment Score	Total Element Score	Total Program Score (factored)	Total Component Score (factored)	Total Deductions
22	Sophie-Laureen GUNTHER	AUT	22	55.87	23.27		33.60	1.00

#	Executed Elements	Info	Base Value	GOE	J1	J2	J3	J4	J5	J6	J7	J8	J9	Ref	Scores of Panel
1	3T+2T		5.60	-0.70	-1	-1	-1	-1	-1						4.90
2	2F+2T		3.20	0.00	0	0	0	0	0						3.20
3	3Lo<	<	3.60	-2.10	-3	-3	-3	-3	-3						1.50
4	CCoSp1V		1.70	-0.60	-2	-2	-2	-2	-2						1.10
5	3S+1Lo<<+SEQ+2S*	*	3.87	-2.10	-3	-3	-3	-3	-2						1.77
6	2F	x	2.09	0.00	0	0	0	0	0						2.09
7	2A	x	3.63	-0.33	-1	0	0	-1	-1						3.30
8	1A	x	1.21	-0.60	-3	-3	-3	-3	-2						0.61
9	LSpB		1.20	-0.60	-2	-2	-2	-2	-2						0.60
10	StSq1		1.80	-0.10	0	0	1	-1	-1						1.70
11	FSSp3		2.60	-0.10	0	0	0	-1	-1						2.50
			30.50												23.27
Program Components				Factor											
Skating Skills				1.60	4.50	4.75	5.00	4.00	4.50						4.58
Transitions				1.60	4.00	4.25	4.75	3.00	3.50						3.92
Performance				1.60	4.25	4.50	4.25	3.75	3.75						4.08
Composition				1.60	4.50	4.50	5.00	3.50	3.75						4.25
Interpretation of the Music				1.60	4.25	4.50	4.75	3.25	3.75						4.17
Judges Total Program Component Score (factored)															33.60

Deductions	Falls: -1.00	-1.00
Costume/Prop violation:	(1 of 6)	

< Under-rotated jump << Downgraded jump * Invalid element x Credit for highlight distribution, base value multiplied by 1.1

Golden Bear 2017

JUNIOR LADIES FREE SKATING

JUDGES DETAILS PER SKATER

Rank	Name	Nation	Starting Number	Total Segment Score	Total Element Score	Program Score (factored)	Total Component Score (factored)	Total Deductions
23	Lara GUCEK	SLO	16	53.37	24.30		29.07	0.00

#	Executed Elements	Info	Base Value	GOE	J1	J2	J3	J4	J5	J6	J7	J8	J9	Ref	Scores of Panel
1	3F<	<	3.70	-2.10	-3	-3	-3	-3	-3						1.60
2	2T<<	<<	0.40	-0.30	-3	-3	-3	-3	-3						0.10
3	3Lz<<	<<	2.10	-0.90	-3	-3	-3	-3	-3						1.20
4	2A<<	<<	1.10	-0.60	-3	-3	-3	-3	-3						0.50
5	FCCoSp2		2.50	0.00	0	0	0	1	0						2.50
6	2F+2Lo		4.07	x -0.60	-2	-2	-2	-2	-1						3.47
7	2Lz+2T+2Lo		5.72	x 0.00	0	0	0	0	0						5.72
8	2Lz+2T*	*	2.31	x 0.00	0	0	0	0	0						2.31
9	CCoSp3		3.00	0.00	0	0	0	0	-1						3.00
10	StSq2		2.60	-0.50	-1	-1	-1	-1	-1						2.10
11	CSp2		1.80	0.00	0	0	0	0	0						1.80
			29.30												24.30
Program Components				Factor											
Skating Skills				1.60	4.00	4.00	3.75	3.50	4.00						3.92
Transitions				1.60	3.50	3.75	3.50	3.00	3.50						3.50
Performance				1.60	3.50	3.75	3.25	3.00	3.50						3.42
Composition				1.60	3.75	3.75	4.00	3.25	3.75						3.75
Interpretation of the Music				1.60	3.50	3.75	4.25	3.50	3.50						3.58
Judges Total Program Component Score (factored)															29.07

Deductions	0.00
-------------------	-------------

< Under-rotated jump << Downgraded jump * Invalid element x Credit for highlight distribution, base value multiplied by 1.1

Rank	Name	Nation	Starting Number	Total Segment Score	Total Element Score	Program Score (factored)	Total Component Score (factored)	Total Deductions
24	Herdis Birna HJALTALIN	ISL	12	52.90	24.90		28.00	0.00

#	Executed Elements	Info	Base Value	GOE	J1	J2	J3	J4	J5	J6	J7	J8	J9	Ref	Scores of Panel
1	2A<	<	2.30	-1.50	-3	-3	-3	-3	-3						0.80
2	3S<<	<<	1.30	-0.60	-3	-3	-3	-3	-3						0.70
3	1A+2T		2.40	-0.13	0	0	-1	-2	-1						2.27
4	FCCoSp3		3.00	-0.10	0	0	0	-2	-1						2.90
5	StSq3		3.30	0.00	0	0	0	0	0						3.30
6	2Lze+1T	e	2.09	x -0.90	-3	-3	-3	-3	-2						1.19
7	2F+1Lo+2S		4.07	x 0.00	0	0	0	0	0						4.07
8	FSSp3		2.60	0.00	0	0	0	-1	0						2.60
9	2Lo		1.98	x 0.00	0	0	0	0	0						1.98
10	2F		2.09	x 0.00	0	0	0	0	1						2.09
11	CCoSp3		3.00	0.00	0	0	0	-1	0						3.00
			28.13												24.90
Program Components				Factor											
Skating Skills				1.60	4.00	3.75	3.25	3.50	3.75						3.67
Transitions				1.60	3.50	3.50	3.00	3.00	3.50						3.33
Performance				1.60	3.75	3.50	3.25	3.00	3.50						3.42
Composition				1.60	4.00	3.75	3.50	3.00	3.50						3.58
Interpretation of the Music				1.60	3.75	3.75	3.25	2.75	3.50						3.50
Judges Total Program Component Score (factored)															28.00

Deductions	0.00
-------------------	-------------

< Under-rotated jump << Downgraded jump x Credit for highlight distribution, base value multiplied by 1.1 e Wrong edge

Golden Bear 2017

JUNIOR LADIES FREE SKATING

JUDGES DETAILS PER SKATER

Rank	Name	Nation	Starting Number	Total Segment Score	Total Element Score	Total Program Score (factored)	Total Component Score (factored)	Total Deductions
25	Yuka KOYAMA	AUT	13	52.71	23.58		30.13	1.00

#	Executed Elements	Info	Base Value	GOE	J1	J2	J3	J4	J5	J6	J7	J8	J9	Ref	Scores of Panel
1	2A+1T		3.70	0.00	0	0	0	0	0						3.70
2	2Lz		2.10	0.00	0	0	0	0	0						2.10
3	2Lo+2Lo<	<	3.10	-0.30	-1	-1	-2	-1	-1						2.80
4	FCCoSp1V		1.70	-0.40	-2	-1	-1	-2	-1						1.30
5	2A<	<	2.30	-0.83	-1	-2	-2	-3	-1						1.47
6	1F+1Lo+2S<	<	1.90	-0.60	-3	-3	-3	-3	-3						1.30
7	2Lz<	<	1.65	x -0.90	-3	-3	-3	-3	-2						0.75
8	2F		2.09	x -0.10	-1	-1	0	0	0						1.99
9	LSp3		2.40	0.00	0	0	0	1	0						2.40
10	StSq2		2.60	0.00	0	0	0	0	0						2.60
11	CCoSp3		3.00	0.17	-1	0	1	0	1						3.17
			26.54												23.58
Program Components				Factor											
Skating Skills				1.60	4.25	4.25	4.00	3.75	3.75						4.00
Transitions				1.60	3.50	3.75	3.50	3.25	3.50						3.50
Performance				1.60	4.00	4.00	3.75	3.00	3.50						3.75
Composition				1.60	4.00	4.00	4.00	3.50	3.50						3.83
Interpretation of the Music				1.60	4.00	4.00	3.75	3.25	3.50						3.75
Judges Total Program Component Score (factored)															30.13

Deductions	Falls: -1.00	-1.00
-------------------	--------------	--------------

< Under-rotated jump x Credit for highlight distribution, base value multiplied by 1.1

Rank	Name	Nation	Starting Number	Total Segment Score	Total Element Score	Total Program Score (factored)	Total Component Score (factored)	Total Deductions
26	Pia OMOVSEK	SLO	7	51.79	25.13		26.66	0.00

#	Executed Elements	Info	Base Value	GOE	J1	J2	J3	J4	J5	J6	J7	J8	J9	Ref	Scores of Panel
1	2Lz+1Lo+2F		4.50	0.00	0	0	0	-1	0						4.50
2	2A<<	<<	1.10	-0.60	-3	-3	-3	-3	-3						0.50
3	2F+2Lo		3.70	-0.50	-2	-2	-1	-2	-1						3.20
4	2Lz+2Lo<<	<<	2.60	-0.60	-2	-2	-3	-2	-2						2.00
5	FCCoSp3		3.00	0.00	0	0	0	0	0						3.00
6	StSq1		1.80	-0.10	0	0	-1	-1	0						1.70
7	2S		1.43	x 0.00	0	0	0	0	0						1.43
8	CCoSp4		3.50	0.00	1	0	0	0	0						3.50
9	2S		1.43	x 0.00	0	0	0	0	0						1.43
10	2T		1.43	x -0.13	0	-1	-1	-1	0						1.30
11	LSp3		2.40	0.17	0	0	1	1	0						2.57
			26.89												25.13
Program Components				Factor											
Skating Skills				1.60	3.50	3.50	3.75	3.50	3.50						3.50
Transitions				1.60	3.00	3.25	2.75	3.00	3.25						3.08
Performance				1.60	3.25	3.25	3.50	2.50	3.50						3.33
Composition				1.60	3.50	3.50	3.25	2.75	3.50						3.42
Interpretation of the Music				1.60	3.50	3.50	3.00	2.50	3.50						3.33
Judges Total Program Component Score (factored)															26.66

Deductions		0.00
-------------------	--	-------------

<< Downgraded jump x Credit for highlight distribution, base value multiplied by 1.1

Golden Bear 2017

JUNIOR LADIES FREE SKATING

JUDGES DETAILS PER SKATER

Rank	Name	Nation	Starting Number	Total Segment Score	Total Element Score	Program Score (factored)	Total Component Score (factored)	Total Deductions
27	Mihaela STIMAC ROJTINIC	CRO	6	50.19	25.39		24.80	0.00

#	Executed Elements	Info	Base Value	GOE	J1	J2	J3	J4	J5	J6	J7	J8	J9	Ref	Scores of Panel	
1	2Lz		2.10	0.00	0	0	0	0	0						2.10	
2	FCCoSp3		3.00	-0.30	-1	-1	-1	-2	0						2.70	
3	2F+2Lo		3.70	0.00	0	0	0	0	0						3.70	
4	CCoSp2V		2.00	-0.40	-1	-1	-2	-3	-1						1.60	
5	1A+1Lo+2S		2.90	-0.20	-1	-1	-1	-1	0						2.70	
6	1A+2Lo		3.19	x 0.00	0	0	0	0	0						3.19	
7	2Lz	!	2.31	x -0.40	-1	-2	-2	-1	-1						1.91	
8	2S		1.43	x 0.00	0	0	0	0	0						1.43	
9	StSq2		2.60	-0.33	0	-1	-1	-2	0						2.27	
10	2F		2.09	x 0.00	0	0	0	0	0						2.09	
11	LSp2		1.90	-0.20	0	0	-1	-1	-1						1.70	
			27.22												25.39	
Program Components			Factor													
Skating Skills			1.60			3.25	3.25	3.25	3.25	3.50						3.25
Transitions			1.60			3.25	3.00	3.00	2.50	3.50						3.08
Performance			1.60			3.00	3.25	2.75	2.00	3.50						3.00
Composition			1.60			3.25	3.00	3.25	2.25	3.50						3.17
Interpretation of the Music			1.60			3.00	3.00	3.00	2.00	3.50						3.00
Judges Total Program Component Score (factored)																24.80

Deductions	0.00
-------------------	-------------

x Credit for highlight distribution, base value multiplied by 1.1 ! Not clear edge

Rank	Name	Nation	Starting Number	Total Segment Score	Total Element Score	Program Score (factored)	Total Component Score (factored)	Total Deductions
28	Lika BRONS	NED	14	48.33	19.60		31.73	3.00

#	Executed Elements	Info	Base Value	GOE	J1	J2	J3	J4	J5	J6	J7	J8	J9	Ref	Scores of Panel	
1	CCoSp3		3.00	0.00	0	0	0	0	1						3.00	
2	2F+2T		3.20	-0.50	-2	-2	-2	-1	-1						2.70	
3	2Lz		2.10	0.00	0	0	0	0	0						2.10	
4	2A		3.30	-1.50	-3	-3	-3	-3	-3						1.80	
5	FSSp3		2.60	0.00	0	0	0	0	-1						2.60	
6	1Lo		0.55	x -0.03	-1	0	0	-1	0						0.52	
7	2A<	<	2.53	x -1.50	-3	-3	-3	-3	-3						1.03	
8	1Lz		0.66	x -0.10	0	-1	-1	-2	-1						0.56	
9	LSp1		1.50	0.00	0	0	0	0	1						1.50	
10	StSq2		2.60	0.00	0	0	0	0	1						2.60	
11	2F		2.09	x -0.90	-3	-3	-3	-3	-3						1.19	
			24.13												19.60	
Program Components			Factor													
Skating Skills			1.60			4.00	4.25	4.25	4.00	4.00						4.08
Transitions			1.60			3.75	4.00	3.75	2.75	3.75						3.75
Performance			1.60			3.75	4.00	3.75	3.25	3.75						3.75
Composition			1.60			4.25	4.25	4.50	3.50	4.00						4.17
Interpretation of the Music			1.60			4.25	4.25	4.00	3.25	4.00						4.08
Judges Total Program Component Score (factored)																31.73

Deductions	Falls: -3.00	-3.00
-------------------	--------------	--------------

< Under-rotated jump x Credit for highlight distribution, base value multiplied by 1.1

Golden Bear 2017

JUNIOR LADIES FREE SKATING

JUDGES DETAILS PER SKATER

Rank	Name	Nation	Starting Number	Total Segment Score	Total Element Score	Total Program Score (factored)	Total Component Score (factored)	Total Deductions
29	Lucija SIMON	CRO	8	47.78	20.91		27.87	1.00

#	Executed Elements	Info	Base Value	GOE	J1	J2	J3	J4	J5	J6	J7	J8	J9	Ref	Scores of Panel
1	2A<<	<<	1.10	-0.60	-3	-3	-3	-3	-3						0.50
2	2Lz+2T		3.40	-0.10	-1	-1	0	0	0						3.30
3	FSSp3		2.60	-0.10	0	0	0	-1	-1						2.50
4	2F		1.90	0.00	0	0	1	0	0						1.90
5	2A<<	<<	1.10	-0.47	-2	-2	-3	-2	-3						0.63
6	2F+1Lo+2S		3.70	-0.50	-1	-2	-1	-2	-2						3.20
7	StSq1		1.80	0.00	0	0	-1	0	0						1.80
8	2Lo		1.98	x -0.30	-1	-1	-1	-1	-1						1.68
9	CCoSp2		2.50	-0.30	-1	-1	-1	-2	-1						2.20
10	2Lz+2T<	<	3.30	x -0.60	-2	-2	-3	-2	-1						2.70
11	FCoSpBV		1.10	-0.60	-2	-2	-2	-3	-2						0.50
			24.48												20.91
Program Components			Factor												
Skating Skills			1.60			3.75	3.75	4.25	3.50	3.75					3.75
Transitions			1.60			3.25	3.25	3.50	2.75	3.50					3.33
Performance			1.60			3.50	3.50	4.00	2.50	3.25					3.42
Composition			1.60			3.50	3.50	4.00	2.75	3.50					3.50
Interpretation of the Music			1.60			3.50	3.50	3.50	2.75	3.25					3.42
Judges Total Program Component Score (factored)															27.87

Deductions	Falls: -1.00	-1.00
-------------------	--------------	--------------

< Under-rotated jump << Downgraded jump x Credit for highlight distribution, base value multiplied by 1.1

Rank	Name	Nation	Starting Number	Total Segment Score	Total Element Score	Total Program Score (factored)	Total Component Score (factored)	Total Deductions
30	Iva GLIGORA	CRO	10	47.58	23.72		25.86	2.00

#	Executed Elements	Info	Base Value	GOE	J1	J2	J3	J4	J5	J6	J7	J8	J9	Ref	Scores of Panel
1	2Lz+2T<	<	3.00	-0.90	-3	-3	-3	-3	-3						2.10
2	2F+1Lo<+2S	<	3.60	-0.30	-1	-1	-2	-1	-1						3.30
3	CCoSp4		3.50	0.00	0	0	0	0	0						3.50
4	2S		1.30	0.00	0	0	0	0	0						1.30
5	LSp2		1.90	-0.40	-2	-1	-1	-2	0						1.50
6	1A		1.21	x 0.00	0	0	0	0	0						1.21
7	FSSp4		3.00	0.00	0	0	0	0	1						3.00
8	2F		2.09	x -0.30	-1	-1	-1	-3	-1						1.79
9	StSq1		1.80	-0.30	-1	-1	-1	-1	0						1.50
10	2Lz		2.31	x -0.30	-1	-1	0	-1	-1						2.01
11	2Lo+2T		3.41	x -0.90	-3	-3	-3	-3	-3						2.51
			27.12												23.72
Program Components			Factor												
Skating Skills			1.60			3.50	3.25	3.00	3.00	3.75					3.25
Transitions			1.60			3.25	3.00	2.75	2.50	3.25					3.00
Performance			1.60			3.25	3.25	3.25	2.25	3.50					3.25
Composition			1.60			3.50	3.25	3.25	2.75	3.50					3.33
Interpretation of the Music			1.60			3.50	3.25	3.25	2.00	3.50					3.33
Judges Total Program Component Score (factored)															25.86

Deductions	Falls: -2.00	-2.00
-------------------	--------------	--------------

< Under-rotated jump x Credit for highlight distribution, base value multiplied by 1.1

Golden Bear 2017

JUNIOR LADIES FREE SKATING

JUDGES DETAILS PER SKATER

Rank	Name	Nation	Starting Number	Total Segment Score	Total Element Score	Program Score (factored)	Total Component Score (factored)	Total Deductions
31	Gabrijela BABIC	CRO	5	46.24	21.38		25.86	1.00

#	Executed Elements	Info	Base Value	GOE	J1	J2	J3	J4	J5	J6	J7	J8	J9	Ref	Scores of Panel
1	2F+2T		3.20	0.00	0	0	0	0	0						3.20
2	2Lz+2T		3.40	0.00	0	0	0	-1	0						3.40
3	1A		1.10	0.00	0	0	0	0	0						1.10
4	StSq2		2.60	0.00	0	0	0	0	0						2.60
5	2A<<	<<	1.21	x -0.60	-3	-3	-3	-3	-3						0.61
6	SSp2		1.60	0.00	1	0	0	0	0						1.60
7	CCoSp2V		2.00	0.00	0	0	0	-1	0						2.00
8	2Lz+1Lo+1S		3.30	x -0.10	-1	0	0	-1	0						3.20
9	2F		2.09	x -0.20	0	0	-1	-1	-1						1.89
10	2Lo		1.98	x -0.20	-1	-1	-1	0	0						1.78
11	FCCoSp		0.00	0.00	-	-	-	-	-						0.00
			22.48												21.38
Program Components				Factor											
Skating Skills				1.60	3.50	3.50	3.50	3.50	3.50						3.50
Transitions				1.60	3.00	3.25	3.00	2.50	3.25						3.08
Performance				1.60	3.50	3.50	3.00	2.75	3.00						3.17
Composition				1.60	3.50	3.50	3.25	3.00	3.25						3.33
Interpretation of the Music				1.60	3.50	3.50	2.75	2.75	3.00						3.08
Judges Total Program Component Score (factored)															25.86

Deductions	Falls: -1.00	-1.00
-------------------	--------------	--------------

<< Downgraded jump x Credit for highlight distribution, base value multiplied by 1.1

Rank	Name	Nation	Starting Number	Total Segment Score	Total Element Score	Program Score (factored)	Total Component Score (factored)	Total Deductions
32	Nea SMOLEJ	SLO	11	41.93	19.73		25.20	3.00

#	Executed Elements	Info	Base Value	GOE	J1	J2	J3	J4	J5	J6	J7	J8	J9	Ref	Scores of Panel
1	2A<<	<<	1.10	-0.60	-3	-3	-3	-3	-3						0.50
2	2S		1.30	0.00	0	0	0	0	0						1.30
3	FCCoSp4		3.50	0.00	0	0	0	0	1						3.50
4	StSq2		2.60	-1.50	-3	-3	-3	-3	-3						1.10
5	CCoSp1		2.00	0.00	-1	0	0	0	0						2.00
6	1Lz		0.66	x -0.30	-3	-3	-3	-3	-3						0.36
7	2Lo		1.98	x 0.00	0	0	0	0	0						1.98
8	2F+2T		3.52	x -0.90	-3	-3	-3	-3	-3						2.62
9	2Lz+1Lo<+2S	!	4.18	x -0.80	-3	-2	-3	-3	-1						3.38
10	2F		2.09	x -0.60	-2	-2	-1	-3	-2						1.49
11	LSp2		1.90	-0.40	-2	-1	-1	0	-2						1.50
			24.83												19.73
Program Components				Factor											
Skating Skills				1.60	3.25	3.50	3.50	3.25	3.75						3.42
Transitions				1.60	3.00	3.25	3.00	2.75	3.75						3.08
Performance				1.60	2.50	3.00	2.75	2.75	3.25						2.83
Composition				1.60	3.00	3.25	3.50	3.00	3.75						3.25
Interpretation of the Music				1.60	3.00	3.25	3.25	2.50	3.25						3.17
Judges Total Program Component Score (factored)															25.20

Deductions	Falls: -3.00	-3.00
-------------------	--------------	--------------

< Under-rotated jump << Downgraded jump x Credit for highlight distribution, base value multiplied by 1.1 ! Not clear edge

Golden Bear 2017

JUNIOR LADIES FREE SKATING

JUDGES DETAILS PER SKATER

Rank	Name	Nation	Starting Number	Total Segment Score	Total Element Score	Program Score (factored)	Total Component Score (factored)	Total Deductions
33	Marta NEDVED	CRO	4	40.41	19.47		22.94	2.00

#	Executed Elements	Info	Base Value	GOE	J1	J2	J3	J4	J5	J6	J7	J8	J9	Ref	Scores of Panel
1	2S		1.30	0.00	0	0	0	0	0						1.30
2	2Lo		1.80	0.00	1	0	0	0	0						1.80
3	1A		1.10	0.00	0	0	0	0	0						1.10
4	StSq1		1.80	-0.10	0	0	-1	-1	0						1.70
5	2Lz		2.10	-0.40	-1	-1	-1	-2	-2						1.70
6	2F	x	2.09	-0.90	-3	-3	-3	-3	-3						1.19
7	FSSp1		2.00	-0.90	-3	-3	-3	-3	-3						1.10
8	2Lz+1Lo+2S	x	4.29	-0.30	-1	-2	-1	-1	-1						3.99
9	2F	x	2.09	-0.80	-3	-3	-2	-3	-2						1.29
10	CCoSp2		2.50	0.00	0	0	0	-2	0						2.50
11	LSp2		1.90	-0.10	-1	0	0	-1	0						1.80
			22.97												19.47
Program Components				Factor											
Skating Skills				1.60	3.25	3.00	3.00	3.25	3.25						3.17
Transitions				1.60	3.25	2.50	2.75	2.50	3.00						2.75
Performance				1.60	3.00	2.75	2.50	2.50	3.25						2.75
Composition				1.60	3.25	2.75	2.75	2.50	3.25						2.92
Interpretation of the Music				1.60	3.25	2.75	2.50	2.00	3.00						2.75
Judges Total Program Component Score (factored)															22.94

Deductions	Falls: -2.00	-2.00
-------------------	--------------	--------------

x Credit for highlight distribution, base value multiplied by 1.1

Rank	Name	Nation	Starting Number	Total Segment Score	Total Element Score	Program Score (factored)	Total Component Score (factored)	Total Deductions
34	Claudia KRIZMANIC	CRO	3	34.71	13.70		22.01	1.00

#	Executed Elements	Info	Base Value	GOE	J1	J2	J3	J4	J5	J6	J7	J8	J9	Ref	Scores of Panel
1	2A<<	<<	1.10	-0.60	-3	-3	-3	-2	-3						0.50
2	LSp1		1.50	0.00	0	0	0	0	0						1.50
3	2Lo		1.80	-0.90	-3	-3	-3	-3	-3						0.90
4	FCSp1		1.90	0.00	0	0	0	0	0						1.90
5	2S+2T<	<	2.20	-0.53	-3	-3	-3	-2	-2						1.67
6	StSq1		1.80	-0.10	-1	0	0	-1	0						1.70
7	2F+1Lo<<+2T<+SEQ	<<	2.46	-0.90	-3	-3	-3	-3	-2						1.56
8	1T	x	0.44	0.00	0	0	0	0	0						0.44
9	2F	x	2.09	-0.10	-1	0	0	-1	0						1.99
10	2S<<	<<	0.44	-0.30	-3	-3	-3	-3	-3						0.14
11	CCoSp1		2.00	-0.60	-2	-2	-2	-3	-1						1.40
			17.73												13.70
Program Components				Factor											
Skating Skills				1.60	3.25	2.75	3.00	3.50	3.50						3.25
Transitions				1.60	2.25	2.50	2.50	2.25	3.00						2.42
Performance				1.60	2.75	2.50	2.75	2.50	3.00						2.67
Composition				1.60	3.00	2.50	2.75	2.00	3.25						2.75
Interpretation of the Music				1.60	2.75	2.75	2.50	2.00	3.00						2.67
Judges Total Program Component Score (factored)															22.01

Deductions	Falls: -1.00	-1.00
-------------------	--------------	--------------

< Under-rotated jump << Downgraded jump x Credit for highlight distribution, base value multiplied by 1.1

Golden Bear 2017

JUNIOR LADIES FREE SKATING

JUDGES DETAILS PER SKATER

Rank	Name	Nation	Starting Number	Total Segment Score	Total Element Score	Program Score (factored)	Total Component Score (factored)	Total Deductions
35	Klara KRMPOTIC	CRO	2	31.92	11.19		21.73	1.00

#	Executed Elements	Info	Base Value	GOE	J1	J2	J3	J4	J5	J6	J7	J8	J9	Ref	Scores of Panel
1	2Lo		1.80	0.00	0	0	0	0	1						1.80
2	FCoSp1		1.70	0.00	0	0	0	-1	0						1.70
3	2F+2Lo<<	<<	2.40	-0.90	-3	-3	-3	-3	-2						1.50
4	2S		1.30	-0.20	-1	-1	-1	-2	-1						1.10
5	StSqB		1.50	-0.30	-1	-1	-1	-1	-1						1.20
6	2A<<	<<	1.21	x -0.60	-3	-3	-3	-3	-3						0.61
7	2F<	<	1.54	x -0.50	-1	-1	-2	-2	-2						1.04
8	CCoSpBV		1.50	-0.40	-2	-1	0	-2	-1						1.10
9	1T		0.44	x 0.00	0	0	0	0	0						0.44
10	LSpB		1.20	-0.50	-2	-2	-1	-2	-1						0.70
			14.59												11.19
Program Components			Factor												
Skating Skills			1.60			3.25	3.00	2.75	3.00	3.50					3.08
Transitions			1.60			2.25	2.75	2.25	1.75	3.25					2.42
Performance			1.60			3.00	3.00	2.50	2.00	3.25					2.83
Composition			1.60			2.50	2.75	2.50	1.75	3.50					2.58
Interpretation of the Music			1.60			2.75	2.75	2.50	1.75	3.25					2.67
Judges Total Program Component Score (factored)															21.73

Deductions	Falls: -1.00	-1.00
-------------------	--------------	--------------

< Under-rotated jump << Downgraded jump x Credit for highlight distribution, base value multiplied by 1.1

Rank	Name	Nation	Starting Number	Total Segment Score	Total Element Score	Program Score (factored)	Total Component Score (factored)	Total Deductions
36	Brigita KRMPOTIC	CRO	1	26.98	11.58		16.40	1.00

#	Executed Elements	Info	Base Value	GOE	J1	J2	J3	J4	J5	J6	J7	J8	J9	Ref	Scores of Panel
1	2A<<	<<	1.10	-0.60	-3	-3	-3	-3	-3						0.50
2	2F<<	<<	0.50	-0.30	-3	-3	-3	-3	-2						0.20
3	FSSp3		2.60	-0.70	-1	-2	-3	-3	-2						1.90
4	2S+1Lo<+2Lo<+SEQ	<	2.08	-0.70	-2	-2	-3	-3	-2						1.38
5	StSq1		1.80	-0.60	-2	-2	-2	-2	-1						1.20
6	2S		1.43	x -0.20	-1	-1	0	-2	-1						1.23
7	1A+2T<	<	2.20	x -0.40	-2	-2	-2	-3	-2						1.80
8	CCoSp1V		1.70	-0.40	-2	-1	0	-3	-1						1.30
9	2F<<+1Lo	<<	1.10	x -0.27	-2	-3	-3	-3	-2						0.83
10	1T		0.44	x 0.00	0	0	0	-1	0						0.44
11	LSpB		1.20	-0.40	-1	-1	-2	-2	-1						0.80
			16.15												11.58
Program Components			Factor												
Skating Skills			1.60			2.50	2.50	2.25	2.50	3.25					2.50
Transitions			1.60			1.50	2.00	1.75	1.50	2.75					1.75
Performance			1.60			2.00	2.00	2.00	1.75	2.75					2.00
Composition			1.60			2.00	2.00	2.00	2.00	3.00					2.00
Interpretation of the Music			1.60			1.75	2.25	2.00	1.50	2.75					2.00
Judges Total Program Component Score (factored)															16.40

Deductions	Falls: -1.00	-1.00
-------------------	--------------	--------------

< Under-rotated jump << Downgraded jump x Credit for highlight distribution, base value multiplied by 1.1

Golden Bear 2017

ADVANCED NOVICES BOYS

Velesajam	27 lis 2017 28 lis 2017	Short Program Free Skating
------------------	----------------------------	-------------------------------

Size of Skating Area	:	30m*60m
Ice Conditions	:	very good
Number of Entries	:	6
Number of Participants	:	6

Entry Withdrawn	:	
-----------------	---	--

Short Program			
Duration	:	2:20	+ - 10 Sec.
Segment Factor	:	1,00	
Program Component Factors			
	Skating Skills		0.90
	Transitions		0.90
	Performance		0.90
	Interpretation of the Music		0.90

Free Skating			
Duration	:	3:30	+ - 10 Sec.
Segment Factor	:	1,00	
Program Components Factors			
	Skating Skills		1.80
	Transitions		1.80
	Performance		1.80
	Interpretation of the Music		1.80

Golden Bear 2017

PANEL OF JUDGES

ADVANCED NOVICES BOYS - SHORT PROGRAM

Officials

Technical Controller	Ms. Eva SZILAGY	HUN
Technical Specialist	Ms. Eva SONNLEITNER	AUT
Assistant Technical Specialist	Ms. Ivana JAKUPCEVIC MARINKOVIC	CRO

Judges

Referee	Ms. Antica GRUBISIC	CRO
Judges	Mr. Josip CEROVAC	CRO
	Ms. Halla BJORG SIGURTHORSDOTTIR	ISL
	Ms. Elisabetta BIGNARDI	ITA
	Ms. Mateja AVBRECHT	SLO
	Ms. Denise GALLANDAT	SUI

Data/Replay Operator

	Mr. Tomislav BISCAN	CRO
	Ms. Natasa BAHAT	CRO

Golden Bear 2017

RESULTS

ADVANCED NOVICES BOYS AFTER SHORT PROGRAM

Pl. Name	Nation	Total Score	SP	FS
1 Noah BODENSTEIN	SUI	39.19	1	
2 Casper JOHANSSON	SWE	33.15	2	
3 Edward APPLEBY	GBR	32.32	3	
4 Gabriel RENOLDI	ITA	29.18	4	
5 Elliot APPLEBY	GBR	25.63	5	
6 Luka LOGAR	CEL SLO	25.45	6	


Ms. Antica GRUBISIC CRO

Referee

Printed: 10/27/2017 5:02:11PM


Ms. Eva SZILAGY HUN

Technical Controller

ADVANCED NOVICES BOYS

RESULT DETAILS SHORT PROGRAM

Pl.	Name	Nation	Total Segment Score =	Total Element Score +	Tot. Prog. Comp. Score * +	SS	TR	PE	IN	Deduct. -	
1	Noah BODENSTEIN	SUI	39.19	21.56	17.63	4.67	4.83	4.92	0.00	5.17	0.00
2	Casper JOHANSSON	SWE	33.15	18.87	14.78	4.00	3.92	4.33	0.00	4.17	0.50
3	Edward APPLEBY	GBR	32.32	18.43	13.89	3.92	3.75	3.83	0.00	3.92	0.00
4	Gabriel RENOLDI	ITA	29.18	16.27	12.91	3.83	3.42	3.67	0.00	3.42	0.00
5	Elliot APPLEBY	GBR	25.63	13.40	12.23	3.67	3.08	3.42	0.00	3.42	0.00
6	Luka LOGAR	SLO	25.45	13.60	11.85	3.50	3.17	3.33	0.00	3.17	0.00

SS = Skating Skills

TR = Transitions

PE = Performance

IN = Interpretation of the Music

* = factored score

Printed: 30.10.2017. 10:00:17

Golden Bear 2017

ADVANCED NOVICES BOYS SHORT PROGRAM

JUDGES DETAILS PER SKATER

Rank	Name	Nation	Starting Number	Total Segment Score	Total Element Score	Program Component Score (factored)	Total Deductions
1	Noah BODENSTEIN	SUI	4	39.19	21.56	17.63	0.00

#	Executed Elements	Info	Base Value	GOE	J1	J2	J3	J4	J5	J6	J7	J8	J9	Ref	Scores of Panel
1	3T+2T		5.60	0.23	1	0	0	1	0						5.83
2	3S		4.40	0.00	0	1	0	-1	0						4.40
3	StSq3		3.30	0.50	1	1	1	1	1						3.80
4	1A		1.10	0.00	1	0	0	0	0						1.10
5	CSSp3		2.60	0.33	0	1	0	1	1						2.93
6	CCoSp3		3.00	0.50	2	1	1	1	1						3.50
			20.00												21.56
	Program Components			Factor											
	Skating Skills			0.90	5.25	4.75	4.25	4.50	4.75						4.67
	Transitions			0.90	5.25	5.00	4.00	4.25	5.25						4.83
	Performance			0.90	5.50	5.25	4.25	4.50	5.00						4.92
	Interpretation of the Music			0.90	5.50	5.25	4.50	4.75	5.50						5.17
	Judges Total Program Component Score (factored)														17.63

Deductions															0.00
-------------------	--	--	--	--	--	--	--	--	--	--	--	--	--	--	-------------

Rank	Name	Nation	Starting Number	Total Segment Score	Total Element Score	Program Component Score (factored)	Total Deductions
2	Casper JOHANSSON	SWE	1	33.15	18.87	14.78	0.50

#	Executed Elements	Info	Base Value	GOE	J1	J2	J3	J4	J5	J6	J7	J8	J9	Ref	Scores of Panel
1	3T+3T*<*	*	4.30	-0.47	-1	0	0	-1	-1						3.83
2	3F		5.30	-2.10	-3	-3	-3	-3	-3						3.20
3	CSSp3		2.60	0.17	1	0	0	1	0						2.77
4	2A		3.30	0.00	0	1	0	0	0						3.30
5	StSq2		2.60	-0.50	0	-1	-1	-1	-1						2.10
6	CCoSp3		3.00	0.67	2	2	1	0	1						3.67
			21.10												18.87
	Program Components			Factor											
	Skating Skills			0.90	5.25	3.75	3.75	3.75	4.50						4.00
	Transitions			0.90	5.00	3.75	3.50	3.75	4.25						3.92
	Performance			0.90	5.00	3.00	4.00	4.25	4.75						4.33
	Interpretation of the Music			0.90	5.00	3.25	3.75	4.00	4.75						4.17
	Judges Total Program Component Score (factored)														14.78

Deductions	Falls: -0.50														-0.50
-------------------	--------------	--	--	--	--	--	--	--	--	--	--	--	--	--	--------------

< Under-rotated jump * Invalid element

Rank	Name	Nation	Starting Number	Total Segment Score	Total Element Score	Program Component Score (factored)	Total Deductions
3	Edward APPLEBY	GBR	5	32.32	18.43	13.89	0.00

#	Executed Elements	Info	Base Value	GOE	J1	J2	J3	J4	J5	J6	J7	J8	J9	Ref	Scores of Panel
1	2A		3.30	1.00	1	2	2	2	2						4.30
2	3Lz<<	<<	2.10	-0.90	-3	-3	-3	-3	-3						1.20
3	CCoSp1V		1.70	0.00	0	-1	0	0	0						1.70
4	StSq2		2.60	-0.17	0	-1	1	-1	0						2.43
5	CSSp3		2.60	0.50	1	1	1	0	1						3.10
6	3S+2T		5.70	0.00	0	1	0	0	0						5.70
			18.00												18.43
	Program Components			Factor											
	Skating Skills			0.90	5.00	3.50	3.75	3.75	4.25						3.92
	Transitions			0.90	4.50	3.00	3.50	3.75	4.00						3.75
	Performance			0.90	5.00	3.00	3.50	3.50	4.50						3.83
	Interpretation of the Music			0.90	4.75	3.25	3.75	3.50	4.50						3.92
	Judges Total Program Component Score (factored)														13.89

Deductions															0.00
-------------------	--	--	--	--	--	--	--	--	--	--	--	--	--	--	-------------

<< Downgraded jump

Golden Bear 2017

ADVANCED NOVICES BOYS SHORT PROGRAM

JUDGES DETAILS PER SKATER

Rank	Name	Nation	Starting Number	Total Segment Score	Total Element Score	Program Component Score (factored)	Total Deductions
4	Gabriel RENOLDI	ITA	2	29.18	16.27	12.91	0.00

#	Executed Elements	Info	Base Value	GOE	J1	J2	J3	J4	J5	J6	J7	J8	J9	Ref	Scores of Panel
1	2F+2Lo		3.70	0.00	0	0	0	0	0						3.70
2	2A		3.30	-0.50	-2	-1	-1	-1	-1						2.80
3	CCoSp2		2.50	0.17	0	1	0	1	0						2.67
4	StSq2		2.60	0.00	0	0	1	-1	0						2.60
5	2Lz		2.10	-0.20	0	-1	0	-2	-1						1.90
6	CSSp3		2.60	0.00	0	0	0	0	0						2.60
			16.80												16.27
Program Components			Factor												
Skating Skills			0.90		4.25	4.00	3.75	3.75	3.75						3.83
Transitions			0.90		4.25	3.25	3.25	3.75	3.25						3.42
Performance			0.90		4.50	3.50	3.75	3.50	3.75						3.67
Interpretation of the Music			0.90		4.25	3.25	3.50	3.00	3.50						3.42
Judges Total Program Component Score (factored)															12.91

Deductions	0.00
-------------------	-------------

Rank	Name	Nation	Starting Number	Total Segment Score	Total Element Score	Program Component Score (factored)	Total Deductions
5	Elliott APPLEBY	GBR	6	25.63	13.40	12.23	0.00

#	Executed Elements	Info	Base Value	GOE	J1	J2	J3	J4	J5	J6	J7	J8	J9	Ref	Scores of Panel
1	2A<<	<<	1.10	-0.60	-3	-3	-3	-3	-3						0.50
2	CSSp3		2.60	0.50	1	1	2	1	1						3.10
3	StSq2		2.60	0.00	0	0	0	-1	0						2.60
4	2Lz+2T		3.40	0.00	0	0	0	0	0						3.40
5	FCCoSp3		3.00	0.00	0	0	0	1	0						3.00
6	2Fe	e	1.40	-0.60	-2	-1	-2	-2	-2						0.80
			14.10												13.40
Program Components			Factor												
Skating Skills			0.90		4.50	3.75	3.50	3.25	3.75						3.67
Transitions			0.90		4.25	3.00	3.00	3.00	3.25						3.08
Performance			0.90		4.00	3.25	3.25	3.00	3.75						3.42
Interpretation of the Music			0.90		4.00	3.50	3.25	2.75	3.50						3.42
Judges Total Program Component Score (factored)															12.23

Deductions	0.00
-------------------	-------------

<< Downgraded jump e Wrong edge

Rank	Name	Nation	Starting Number	Total Segment Score	Total Element Score	Program Component Score (factored)	Total Deductions
6	Luka LOGAR	SLO	3	25.45	13.60	11.85	0.00

#	Executed Elements	Info	Base Value	GOE	J1	J2	J3	J4	J5	J6	J7	J8	J9	Ref	Scores of Panel
1	1A		1.10	0.00	0	0	0	1	0						1.10
2	2F+2Lo		3.70	0.00	0	0	0	0	0						3.70
3	CCoSp2		2.50	-0.20	0	-1	0	-1	-1						2.30
4	2Lz		2.10	-0.50	-2	-2	-1	-3	-1						1.60
5	StSq2		2.60	-0.50	0	-1	-1	-1	-1						2.10
6	CSSp2		2.30	0.50	1	1	1	1	1						2.80
			14.30												13.60
Program Components			Factor												
Skating Skills			0.90		3.75	3.00	3.25	3.75	3.50						3.50
Transitions			0.90		3.50	3.00	2.75	3.75	3.00						3.17
Performance			0.90		3.75	2.75	3.25	3.50	3.25						3.33
Interpretation of the Music			0.90		3.75	3.00	3.25	3.00	3.25						3.17
Judges Total Program Component Score (factored)															11.85

Deductions	0.00
-------------------	-------------

Golden Bear 2017

PANEL OF JUDGES

ADVANCED NOVICES BOYS - FREE SKATING

Officials

Technical Controller	Ms. Eva SZILAGY	HUN
Technical Specialist	Ms. Eva SONNLEITNER	AUT
Assistant Technical Specialist	Ms. Ivana JAKUPCEVIC MARINKOVIC	CRO

Judges

Referee	Ms. Antica GRUBISIC	CRO
Judges	Mr. Josip CEROVAC	CRO
	Mr. Balazs GRENCZER	HUN
	Ms. Halla BJORG SIGURTHORSDDOTTIR	ISL
	Ms. Elisabetta BIGNARDI	ITA
	Ms. Denise GALLANDAT	SUI

Data/Replay Operator

	Mr. Tomislav BISCAN	CRO
	Ms. Natasa BAHAT	CRO

Golden Bear 2017

RESULTS

ADVANCED NOVICES BOYS FINAL RESULT

Pl. Name	Nation	Total Score	SP	FS	
1 Noah BODENSTEIN	SUI	110.41	1	1	
2 Casper JOHANSSON	SWE	100.95	2	2	
3 Edward APPLEBY	GBR	99.41	3	3	
4 Gabriel RENOLDI	ITA	81.67	4	4	
5 Luka LOGAR	CEL	SLO	73.06	6	5
6 Elliot APPLEBY	GBR	70.63	5	6	


Ms. Antica GRUBISIC CRO

Referee

Printed: 10/28/2017 8:42:01AM


Ms. Eva SZILAGY HUN

Technical Controller

ADVANCED NOVICES BOYS
RESULT DETAILS FREE SKATING

Pl.	Name	Nation	Total Segment Score =	Total Element Score +	Tot. Prog. Comp. Score * +	SS	TR	PE	IN	Deduct.	
1	Noah BODENSTEIN	SUI	71.22	35.84	35.38	4.83	4.83	5.00	0.00	5.00	0.00
2	Casper JOHANSSON	SWE	67.80	34.50	33.30	4.75	4.42	4.75	0.00	4.58	0.00
3	Edward APPLEBY	GBR	67.09	36.46	30.63	4.42	4.17	4.25	0.00	4.17	0.00
4	Gabriel RENOLDI	ITA	52.49	25.63	26.86	3.83	3.67	3.75	0.00	3.67	0.00
5	Luka LOGAR	SLO	47.61	23.36	24.75	3.33	3.25	3.50	0.00	3.67	0.50
6	Elliot APPLEBY	GBR	45.00	19.80	25.20	3.58	3.50	3.42	0.00	3.50	0.00

SS = Skating Skills

TR = Transitions

PE = Performance

IN = Interpretation of the Music

* = factored score

Printed: 30.10.2017. 10:00:21

Golden Bear 2017

ADVANCED NOVICES BOYS FREE SKATING

JUDGES DETAILS PER SKATER

Rank	Name	Nation	Starting Number	Total Segment Score	Total Element Score	Program Score (factored)	Total Component Score (factored)	Total Deductions
1	Noah BODENSTEIN	SUI	6	71.22	35.84		35.38	0.00

#	Executed Elements	Info	Base Value	GOE	J1	J2	J3	J4	J5	J6	J7	J8	J9	Ref	Scores of Panel
1	2A+3T		7.60	0.70	1	1	1	1	1						8.30
2	2Lo		1.80	0.00	0	0	0	0	0						1.80
3	3S+2T		5.70	0.70	1	1	1	1	1						6.40
4	CCoSp3		3.00	0.00	0	1	0	0	-1						3.00
5	2Lz		2.10	0.00	0	0	0	0	0						2.10
6	FSSp3		2.60	0.33	1	2	0	1	0						2.93
7	3S<<	<<	1.30	-0.60	-3	-2	-3	-3	-3						0.70
8	3T+2T*+REP	*	3.01	0.00	0	-1	0	1	0						3.01
9	2A		3.30	0.33	0	1	0	1	1						3.63
10	StSq3		3.30	0.67	1	2	1	0	2						3.97
			33.71												35.84
Program Components			Factor												
Skating Skills			1.80			5.00	4.75	4.50	4.75	5.00					4.83
Transitions			1.80			4.75	5.25	5.00	4.75	4.50					4.83
Performance			1.80			5.00	5.50	5.25	4.50	4.75					5.00
Interpretation of the Music			1.80			5.00	5.00	5.00	5.00	5.00					5.00
Judges Total Program Component Score (factored)															35.38

Deductions	0.00
-------------------	-------------

<< Downgraded jump * Invalid element REP Jump repetition

Rank	Name	Nation	Starting Number	Total Segment Score	Total Element Score	Program Score (factored)	Total Component Score (factored)	Total Deductions
2	Casper JOHANSSON	SWE	5	67.80	34.50		33.30	0.00

#	Executed Elements	Info	Base Value	GOE	J1	J2	J3	J4	J5	J6	J7	J8	J9	Ref	Scores of Panel
1	3T		4.30	-0.70	-1	-1	0	-1	-1						3.60
2	3Lz+2T		7.30	-0.70	-1	-1	0	-1	-1						6.60
3	3F		5.30	-1.17	-2	-1	-2	-1	-2						4.13
4	FCSSp3		2.60	0.07	1	-1	-1	1	0						2.67
5	StSq2		2.60	0.33	0	2	0	1	1						2.93
6	2Lo		1.80	0.00	0	0	0	0	0						1.80
7	1Lz		0.60	0.00	0	0	0	0	0						0.60
8	3S+2T		5.70	0.00	0	0	0	0	0						5.70
9	2A		3.30	0.00	0	1	0	0	0						3.30
10	CCoSp3		3.00	0.17	1	1	0	0	0						3.17
			36.50												34.50
Program Components			Factor												
Skating Skills			1.80			5.00	4.75	5.00	4.25	4.50					4.75
Transitions			1.80			4.25	4.50	4.50	4.50	4.00					4.42
Performance			1.80			4.50	5.00	4.75	4.75	4.75					4.75
Interpretation of the Music			1.80			4.50	5.25	4.75	4.50	4.50					4.58
Judges Total Program Component Score (factored)															33.30

Deductions	0.00
-------------------	-------------

Golden Bear 2017

ADVANCED NOVICES BOYS FREE SKATING

JUDGES DETAILS PER SKATER

Rank	Name	Nation	Starting Number	Total Segment Score	Total Element Score	Program Score (factored)	Total Component Score (factored)	Total Deductions
3	Edward APPLEBY	GBR	4	67.09	36.46		30.63	0.00

#	Executed Elements	Info	Base Value	GOE	J1	J2	J3	J4	J5	J6	J7	J8	J9	Ref	Scores of Panel
1	3S+2T		5.70	0.23	0	1	1	0	0						5.93
2	2A		3.30	0.83	1	2	2	1	2						4.13
3	FCSSp3		2.60	0.17	1	0	1	0	0						2.77
4	StSq1		1.80	0.00	0	0	0	-1	0						1.80
5	1Lz		0.60	-0.10	-1	-1	-1	0	-1						0.50
6	2A		3.30	0.50	1	2	1	1	1						3.80
7	3T+2T		5.60	0.00	0	0	1	-1	0						5.60
8	CCoSp3		3.00	0.00	1	0	0	0	0						3.00
9	3T		4.30	-0.47	-1	0	0	-1	-1						3.83
10	3S		4.40	0.70	1	1	1	1	0						5.10
			34.60												36.46
Program Components			Factor												
Skating Skills			1.80		4.75	4.25	5.50	3.75	4.25						4.42
Transitions			1.80		4.50	3.75	4.75	4.25	3.75						4.17
Performance			1.80		4.50	3.50	5.00	3.75	4.50						4.25
Interpretation of the Music			1.80		4.50	4.00	5.00	3.50	4.00						4.17
Judges Total Program Component Score (factored)															30.63

Deductions	0.00
-------------------	-------------

Rank	Name	Nation	Starting Number	Total Segment Score	Total Element Score	Program Score (factored)	Total Component Score (factored)	Total Deductions
4	Gabriel RENOLDI	ITA	3	52.49	25.63		26.86	0.00

#	Executed Elements	Info	Base Value	GOE	J1	J2	J3	J4	J5	J6	J7	J8	J9	Ref	Scores of Panel
1	2F+2Lo		3.70	0.00	0	0	0	0	0						3.70
2	2A		3.30	0.33	0	1	1	0	1						3.63
3	2Lz+1Lo		2.60	-0.60	-2	-2	-1	-2	-2						2.00
4	FCSSp3		2.60	0.00	0	0	0	0	0						2.60
5	2A		3.30	0.17	0	1	1	0	0						3.47
6	2S		1.30	0.00	0	0	0	0	0						1.30
7	2F		1.90	0.00	0	0	0	0	0						1.90
8	2Lz		2.10	0.00	0	0	0	0	0						2.10
9	StSq2		2.60	-0.17	-1	0	0	0	-1						2.43
10	CCoSp2		2.50	0.00	0	0	0	1	0						2.50
			25.90												25.63
Program Components			Factor												
Skating Skills			1.80		4.00	3.75	4.50	3.75	3.50						3.83
Transitions			1.80		3.75	3.25	4.25	4.00	2.75						3.67
Performance			1.80		3.50	3.75	4.00	4.00	3.50						3.75
Interpretation of the Music			1.80		3.50	3.75	4.25	3.75	3.00						3.67
Judges Total Program Component Score (factored)															26.86

Deductions	0.00
-------------------	-------------

Golden Bear 2017

ADVANCED NOVICES BOYS FREE SKATING

JUDGES DETAILS PER SKATER

Rank	Name	Nation	Starting Number	Total Segment Score	Total Element Score	Program Score (factored)	Total Component Score (factored)	Total Deductions
5	Luka LOGAR	SLO	1	47.61	23.36		24.75	0.50

#	Executed Elements	Info	Base Value	GOE	J1	J2	J3	J4	J5	J6	J7	J8	J9	Ref	Scores of Panel
1	2F+2Lo		3.70	-0.20	-1	0	0	-1	-1						3.50
2	2T		1.30	0.00	0	0	0	0	0						1.30
3	2A		3.30	-1.50	-3	-3	-3	-3	-3						1.80
4	FSSp3		2.60	0.33	1	1	0	1	0						2.93
5	2Lz		2.10	0.00	0	0	0	0	0						2.10
6	StSq2		2.60	-0.17	1	-1	0	-1	0						2.43
7	2Lz		2.10	0.00	0	0	0	0	0						2.10
8	2F+2Lo		3.70	0.00	0	0	0	0	0						3.70
9	CCoSp2		2.50	-0.30	-1	-1	-1	-1	-1						2.20
10	2T		1.30	0.00	0	0	0	0	0						1.30
			25.20												23.36
	Program Components			Factor											
	Skating Skills			1.80	3.50	3.50	3.25	3.25	3.25						3.33
	Transitions			1.80	3.50	3.00	3.75	3.00	3.25						3.25
	Performance			1.80	3.75	3.00	4.00	2.75	3.75						3.50
	Interpretation of the Music			1.80	3.75	3.50	4.00	3.00	3.75						3.67
	Judges Total Program Component Score (factored)														24.75

Deductions	Falls: -0.50	-0.50
-------------------	--------------	--------------

Rank	Name	Nation	Starting Number	Total Segment Score	Total Element Score	Program Score (factored)	Total Component Score (factored)	Total Deductions
6	Elliot APPLEBY	GBR	2	45.00	19.80		25.20	0.00

#	Executed Elements	Info	Base Value	GOE	J1	J2	J3	J4	J5	J6	J7	J8	J9	Ref	Scores of Panel
1	2Lz+2T		3.40	0.00	0	0	0	0	0						3.40
2	2Lo		1.80	0.00	0	0	0	0	0						1.80
3	2A<<	<<	1.10	-0.60	-3	-3	-3	-3	-3						0.50
4	FCSSp3		2.60	0.50	1	2	-1	1	1						3.10
5	2F	!	1.90	-0.30	-1	-1	-1	-1	-1						1.60
6	2Fe	e	1.40	-0.50	-1	-1	-2	-2	-2						0.90
7	2Lz		2.10	-0.70	-2	-2	-3	-2	-3						1.40
8	2Lo		1.80	-0.30	-1	-1	0	-1	-1						1.50
9	CCoSp3		3.00	0.00	0	-1	0	0	1						3.00
10	StSq2		2.60	0.00	0	0	0	-1	0						2.60
			21.70												19.80
	Program Components			Factor											
	Skating Skills			1.80	3.75	4.00	2.75	3.25	3.75						3.58
	Transitions			1.80	3.50	4.25	3.00	3.50	3.50						3.50
	Performance			1.80	3.50	3.00	3.50	3.25	3.50						3.42
	Interpretation of the Music			1.80	3.50	3.50	3.50	3.50	3.75						3.50
	Judges Total Program Component Score (factored)														25.20

Deductions		0.00
-------------------	--	-------------

<< Downgraded jump e Wrong edge ! Not clear edge

printed: 30.10.2017. 9:45:39

Golden Bear 2017

ADVANCED NOVICES GIRLS

Velesajam	27 lis 2017 28 lis 2017	Short Program Free Skating
------------------	----------------------------	-------------------------------

Size of Skating Area	:	30m*60m
Ice Conditions	:	very good
Number of Entries	:	18
Number of Participants	:	18

Entry Withdrawn	:	
-----------------	---	--

Short Program			
Duration	:	2:20	+ - 10 Sec.
Segment Factor	:	1,00	
Program Component Factors			
		Skating Skills	0.80
		Transitions	0.80
		Performance	0.80
		Interpretation of the Music	0.80

Free Skating			
Duration	:	3:00	+ - 10 Sec.
Segment Factor	:	1,00	
Program Components Factors			
		Skating Skills	1.60
		Transitions	1.60
		Performance	1.60
		Interpretation of the Music	1.60

Golden Bear 2017

PANEL OF JUDGES

ADVANCED NOVICES GIRLS - SHORT PROGRAM

Officials

Technical Controller	Mr. Teri SEDEJ	SLO
Technical Specialist	Ms. Sandra PAVICIC	CRO
Assistant Technical Specialist	Ms. Eva SONNLEITNER	AUT

Judges

Referee	Ms. Lovorka KODRIN	CRO
Judges	Mr. Josip CEROVAC	CRO
	Ms. Mirna GRUBISIC	CRO
	Ms. Miluse SAFRANKOVA	CZE
	Ms. Eva SZILAGY	HUN
	Ms. Halla BJORG SIGURTHORSDOTTIR	ISL

Data/Replay Operator

	Mr. Tomislav BISCAN	CRO
	Ms. Natasa BAHAT	CRO

Golden Bear 2017


RESULTS

ADVANCED NOVICES GIRLS AFTER SHORT PROGRAM

Pl. Name		Nation	Total Score	SP	FS
1 Zoe GAL	SSC	HUN	36.03	1	
2 Serena Joy ROBLIN		ITA	31.85	2	
3 Emese CSISZER	SSC	HUN	31.73	3	
4 Dorothea PARTONJIC		AUT	30.16	4	
5 Miesha COOKE SMITH		GBR	29.18	5	
6 Jasmin ELSEBAIE		AUT	26.10	6	
7 Halah THOMAS		GBR	26.00	7	
8 Lara HROVAT	JES	SLO	25.71	8	
9 Ana CMER	CEL	SLO	25.26	9	
10 Melisa HOPMAN		NED	25.16	10	
11 Miranda LUNDGREN		SWE	23.62	11	
12 Lorena CIZMEK	MDV	CRO	22.24	12	
13 Josipa JAGODIC	KRI	CRO	22.19	13	
14 Juni Teresa SZABO	MDV	CRO	20.61	14	
15 Karla CORALIC	LDA	CRO	19.95	15	
Withdrawn					
Manuela RUIZ		FRA			
Regina SCHERMANN	SSC	HUN			
Martina ROSSI		ITA			

Ms. Lovorka KODRIN CRO

Referee



Printed: 10/27/2017 6:47:02PM

Mr. Teri SEDEJ SLO

Technical Controller



ADVANCED NOVICES GIRLS

RESULT DETAILS SHORT PROGRAM

Pl.	Name	Nation	Total Segment Score =	Total Element Score +	Tot. Prog. Comp. Score * +	SS	TR	PE	IN	Deduct. -	
1	Zoe GAL	HUN	36.03	21.43	14.60	4.42	4.50	4.75	0.00	4.58	0.00
2	Serena Joy ROBLIN	ITA	31.85	18.17	13.68	4.17	4.17	4.33	0.00	4.42	0.00
3	Emese CSISZER	HUN	31.73	17.57	14.66	4.50	4.50	4.75	0.00	4.58	0.50
4	Dorothea PARTONJIC	AUT	30.16	17.30	12.86	4.08	3.83	4.00	0.00	4.17	0.00
5	Miesha COOKE SMITH	GBR	29.18	16.20	13.48	4.17	4.08	4.17	0.00	4.42	0.50
6	Jasmin ELSEBAIE	AUT	26.10	13.36	12.74	3.92	3.92	4.00	0.00	4.08	0.00
7	Halah THOMAS	GBR	26.00	14.10	12.40	4.00	3.83	3.67	0.00	4.00	0.50
8	Lara HROVAT	SLO	25.71	14.17	11.54	3.75	3.50	3.50	0.00	3.67	0.00
9	Ana CMER	SLO	25.26	14.20	11.06	3.58	3.25	3.42	0.00	3.58	0.00
10	Melisa HOPMAN	NED	25.16	14.40	11.26	3.50	3.50	3.58	0.00	3.50	0.50
11	Miranda LUNDGREN	SWE	23.62	12.96	11.66	3.67	3.58	3.58	0.00	3.75	1.00
12	Lorena CIZMEK	CRO	22.24	11.10	11.14	3.50	3.42	3.50	0.00	3.50	0.00
13	Josipa JAGODIC	CRO	22.19	11.67	10.52	3.33	3.17	3.08	0.00	3.58	0.00
14	Juni Teresa SZABO	CRO	20.61	10.83	10.28	3.08	3.17	3.17	0.00	3.42	0.50
15	Karla CORALIC	CRO	19.95	10.27	10.18	3.25	3.08	3.08	0.00	3.33	0.50

SS = Skating Skills

TR = Transitions

PE = Performance

IN = Interpretation of the Music

* = factored score

Printed: 30.10.2017. 10:00:25

Golden Bear 2017

ADVANCED NOVICES GIRLS SHORT PROGRAM

JUDGES DETAILS PER SKATER

Rank	Name	Nation	Starting Number	Total Segment Score	Total Element Score	Program Component Score (factored)	Total Deductions
1	Zoe GAL	HUN	15	36.03	21.43	14.60	0.00

#	Executed Elements	Info	Base Value	GOE	J1	J2	J3	J4	J5	J6	J7	J8	J9	Ref	Scores of Panel
1	3S+2T		5.70	0.00	0	0	0	0	0						5.70
2	2A		3.30	0.33	1	1	0	1	0						3.63
3	LSp3		2.40	0.50	1	1	1	1	2						2.90
4	StSq3		3.30	0.50	1	1	1	2	0						3.80
5	2F		1.90	0.00	0	0	0	0	0						1.90
6	CCoSp3		3.00	0.50	0	1	1	1	1						3.50
			19.60												21.43
	Program Components			Factor											
	Skating Skills			0.80	4.25	4.25	4.25	4.75	4.75						4.42
	Transitions			0.80	4.25	4.25	4.50	4.75	5.25						4.50
	Performance			0.80	4.75	4.50	4.75	5.25	4.75						4.75
	Interpretation of the Music			0.80	4.50	4.50	4.50	5.50	4.75						4.58
	Judges Total Program Component Score (factored)														14.60

Deductions	0.00
-------------------	-------------

Rank	Name	Nation	Starting Number	Total Segment Score	Total Element Score	Program Component Score (factored)	Total Deductions
2	Serena Joy ROBLIN	ITA	2	31.85	18.17	13.68	0.00

#	Executed Elements	Info	Base Value	GOE	J1	J2	J3	J4	J5	J6	J7	J8	J9	Ref	Scores of Panel
1	2A		3.30	0.00	0	0	0	1	-1						3.30
2	3Lo		5.10	-1.63	-3	-2	-2	-2	-3						3.47
3	CCoSp3		3.00	0.50	1	1	1	1	1						3.50
4	2F+2T		3.20	0.30	1	1	0	1	1						3.50
5	StSq1		1.80	0.50	1	1	1	1	0						2.30
6	SSp3		2.10	0.00	1	0	0	0	0						2.10
			18.50												18.17
	Program Components			Factor											
	Skating Skills			0.80	4.25	4.00	4.25	5.00	4.00						4.17
	Transitions			0.80	4.50	4.00	4.00	4.75	4.00						4.17
	Performance			0.80	4.25	4.25	4.50	5.00	3.75						4.33
	Interpretation of the Music			0.80	4.50	4.25	4.50	5.25	3.50						4.42
	Judges Total Program Component Score (factored)														13.68

Deductions	0.00
-------------------	-------------

Rank	Name	Nation	Starting Number	Total Segment Score	Total Element Score	Program Component Score (factored)	Total Deductions
3	Emese CSISZER	HUN	13	31.73	17.57	14.66	0.50

#	Executed Elements	Info	Base Value	GOE	J1	J2	J3	J4	J5	J6	J7	J8	J9	Ref	Scores of Panel
1	3S<	<	3.10	-2.10	-3	-3	-3	-3	-3						1.00
2	2A		3.30	-0.50	-1	-1	-1	0	-1						2.80
3	LSp3		2.40	0.00	-1	0	0	1	0						2.40
4	StSq3		3.30	0.67	2	1	1	2	1						3.97
5	2Lz+2Lo		3.90	0.00	0	0	0	0	0						3.90
6	CCoSp3		3.00	0.50	1	1	1	1	0						3.50
			19.00												17.57
	Program Components			Factor											
	Skating Skills			0.80	4.25	4.25	4.25	5.00	5.00						4.50
	Transitions			0.80	4.00	4.25	4.25	5.00	5.00						4.50
	Performance			0.80	4.00	4.50	4.50	5.75	5.25						4.75
	Interpretation of the Music			0.80	4.50	4.50	4.50	6.00	4.75						4.58
	Judges Total Program Component Score (factored)														14.66

Deductions	Falls: -0.50	-0.50
-------------------	--------------	--------------

< Under-rotated jump

Golden Bear 2017

ADVANCED NOVICES GIRLS SHORT PROGRAM

JUDGES DETAILS PER SKATER

Rank	Name	Nation	Starting Number	Total Segment Score	Total Element Score	Program Component Score (factored)	Total Deductions
4	Dorothea PARTONJIC	AUT	10	30.16	17.30	12.86	0.00

#	Executed Elements	Info	Base Value	GOE	J1	J2	J3	J4	J5	J6	J7	J8	J9	Ref	Scores of Panel
1	2A		3.30	-0.50	-1	-1	-1	-1	-1						2.80
2	2F+2T		3.20	-0.20	-1	-1	0	1	-1						3.00
3	2Lo		1.80	0.30	1	1	1	0	1						2.10
4	StSq3		3.30	0.00	0	0	0	0	0						3.30
5	CCoSp3		3.00	0.50	1	1	1	1	0						3.50
6	SSp3		2.10	0.50	0	1	1	1	1						2.60
			16.70												17.30
Program Components			Factor												
Skating Skills			0.80		4.00	4.00	4.25	4.25	3.50						4.08
Transitions			0.80		3.75	3.75	4.00	4.00	3.75						3.83
Performance			0.80		3.75	3.75	4.50	4.50	3.50						4.00
Interpretation of the Music			0.80		4.25	4.00	4.50	4.25	3.50						4.17
Judges Total Program Component Score (factored)															12.86

Deductions		0.00
-------------------	--	-------------

Rank	Name	Nation	Starting Number	Total Segment Score	Total Element Score	Program Component Score (factored)	Total Deductions
5	Miesha COOKE SMITH	GBR	7	29.18	16.20	13.48	0.50

#	Executed Elements	Info	Base Value	GOE	J1	J2	J3	J4	J5	J6	J7	J8	J9	Ref	Scores of Panel
1	StSq3		3.30	0.50	1	1	1	2	0						3.80
2	2A		3.30	0.50	1	1	0	2	1						3.80
3	3S<	<	3.10	-2.10	-3	-3	-3	-3	-3						1.00
4	LSp2		1.90	0.00	0	1	0	0	-1						1.90
5	2Lz+2Lo		3.90	-0.70	-2	-3	-3	-2	-2						3.20
6	CCoSp3V		2.50	0.00	-1	0	0	1	0						2.50
			18.00												16.20
Program Components			Factor												
Skating Skills			0.80		4.00	4.00	4.25	5.25	4.25						4.17
Transitions			0.80		4.25	4.00	3.75	4.75	4.00						4.08
Performance			0.80		4.00	4.25	4.25	5.50	4.00						4.17
Interpretation of the Music			0.80		4.50	4.25	4.50	5.75	4.00						4.42
Judges Total Program Component Score (factored)															13.48

Deductions	Falls: -0.50	-0.50
-------------------	--------------	--------------

< Under-rotated jump

Rank	Name	Nation	Starting Number	Total Segment Score	Total Element Score	Program Component Score (factored)	Total Deductions
6	Jasmin ELSEBAIE	AUT	12	26.10	13.36	12.74	0.00

#	Executed Elements	Info	Base Value	GOE	J1	J2	J3	J4	J5	J6	J7	J8	J9	Ref	Scores of Panel
1	2F		1.90	-0.60	-2	-2	-2	-2	-1						1.30
2	StSq2		2.60	0.33	1	1	1	0	0						2.93
3	2A<	<	2.30	-1.50	-3	-3	-3	-3	-3						0.80
4	CCoSp3		3.00	0.33	1	0	1	1	0						3.33
5	2Lz+2T		3.40	0.00	0	0	0	0	0						3.40
6	LSp2		1.90	-0.30	-1	-1	-1	-1	0						1.60
			15.10												13.36
Program Components			Factor												
Skating Skills			0.80		4.00	3.75	3.75	4.50	4.00						3.92
Transitions			0.80		3.75	3.50	4.00	4.00	4.00						3.92
Performance			0.80		3.75	3.50	4.00	4.25	4.25						4.00
Interpretation of the Music			0.80		4.00	3.75	4.25	4.25	4.00						4.08
Judges Total Program Component Score (factored)															12.74

Deductions		0.00
-------------------	--	-------------

< Under-rotated jump

Golden Bear 2017

ADVANCED NOVICES GIRLS SHORT PROGRAM

JUDGES DETAILS PER SKATER

Rank	Name	Nation	Starting Number	Total Segment Score	Total Element Score	Program Component Score (factored)	Total Deductions
7	Halah THOMAS	GBR	6	26.00	14.10	12.40	0.50

#	Executed Elements	Info	Base Value	GOE	J1	J2	J3	J4	J5	J6	J7	J8	J9	Ref	Scores of Panel	
1	2F+2Lo		3.70	-0.90	-3	-3	-3	-3	-3						2.80	
2	StSq3		3.30	0.00	0	0	0	1	0						3.30	
3	1A		1.10	0.20	0	1	0	2	2						1.30	
4	SSp2		1.60	0.50	1	1	1	1	1						2.10	
5	2Lz		2.10	0.00	-1	0	0	0	0						2.10	
6	CCoSp2		2.50	0.00	0	0	0	0	-1						2.50	
			14.30												14.10	
Program Components			Factor													
Skating Skills			0.80		3.50	3.50	4.50	4.50	4.00							4.00
Transitions			0.80		3.25	3.25	4.00	4.50	4.25							3.83
Performance			0.80		3.25	3.25	4.00	4.75	3.75							3.67
Interpretation of the Music			0.80		3.50	3.50	4.25	4.75	4.25							4.00
Judges Total Program Component Score (factored)																12.40

Deductions	Falls: -0.50	-0.50
-------------------	--------------	--------------

Rank	Name	Nation	Starting Number	Total Segment Score	Total Element Score	Program Component Score (factored)	Total Deductions
8	Lara HROVAT	SLO	8	25.71	14.17	11.54	0.00

#	Executed Elements	Info	Base Value	GOE	J1	J2	J3	J4	J5	J6	J7	J8	J9	Ref	Scores of Panel	
1	2A<	<	2.30	-1.33	-3	-3	-3	-2	-2						0.97	
2	CCoSp3		3.00	0.00	0	0	0	0	0						3.00	
3	StSq2		2.60	0.00	0	0	1	0	0						2.60	
4	2Lz+2Lo		3.90	0.00	0	0	0	0	0						3.90	
5	2F		1.90	-0.10	0	0	0	-1	-2						1.80	
6	LSp2		1.90	0.00	0	0	0	-1	0						1.90	
			15.60												14.17	
Program Components			Factor													
Skating Skills			0.80		3.75	3.75	3.75	4.00	3.75							3.75
Transitions			0.80		3.50	3.50	4.00	3.50	3.25							3.50
Performance			0.80		3.50	3.50	3.50	3.75	3.25							3.50
Interpretation of the Music			0.80		3.75	3.50	3.75	3.75	3.00							3.67
Judges Total Program Component Score (factored)																11.54

Deductions		0.00
-------------------	--	-------------

< Under-rotated jump

Rank	Name	Nation	Starting Number	Total Segment Score	Total Element Score	Program Component Score (factored)	Total Deductions
9	Ana CMER	SLO	18	25.26	14.20	11.06	0.00

#	Executed Elements	Info	Base Value	GOE	J1	J2	J3	J4	J5	J6	J7	J8	J9	Ref	Scores of Panel	
1	2A		3.30	-0.50	-1	-1	-1	-1	-2						2.80	
2	2Lo+2Lo		3.60	-0.90	-3	-3	-2	-3	-3						2.70	
3	CCoSp3		3.00	0.00	0	1	0	0	0						3.00	
4	2F		1.90	0.00	-1	0	0	0	0						1.90	
5	CSp3		2.30	0.00	0	0	0	0	0						2.30	
6	StSqB		1.50	0.00	0	0	0	0	-1						1.50	
			15.60												14.20	
Program Components			Factor													
Skating Skills			0.80		3.75	3.50	3.50	4.00	3.25							3.58
Transitions			0.80		3.50	3.25	3.00	3.50	2.75							3.25
Performance			0.80		3.50	3.50	3.25	3.75	3.25							3.42
Interpretation of the Music			0.80		3.75	3.50	3.50	3.75	2.75							3.58
Judges Total Program Component Score (factored)																11.06

Deductions		0.00
-------------------	--	-------------

Golden Bear 2017

ADVANCED NOVICES GIRLS SHORT PROGRAM

JUDGES DETAILS PER SKATER

Rank	Name	Nation	Starting Number	Total Segment Score	Total Element Score	Program Component Score (factored)	Total Deductions
10	Melisa HOPMAN	NED	11	25.16	14.40	11.26	0.50

#	Executed Elements	Info	Base Value	GOE	J1	J2	J3	J4	J5	J6	J7	J8	J9	Ref	Scores of Panel
1	SSp2		1.60	0.00	0	0	0	0	1						1.60
2	2F+2Lo		3.70	-0.90	-3	-3	-3	-3	-3						2.80
3	2Lz		2.10	0.00	0	0	0	0	0						2.10
4	2A		3.30	-0.50	-1	-1	-2	-1	-1						2.80
5	StSq2		2.60	0.00	-1	0	1	0	0						2.60
6	CCoSp2		2.50	0.00	1	0	0	0	0						2.50
			15.80												14.40
Program Components			Factor												
Skating Skills			0.80		3.50	3.50	3.50	3.75	3.25						3.50
Transitions			0.80		3.50	3.50	3.50	3.50	3.75						3.50
Performance			0.80		3.25	3.50	3.75	4.00	3.50						3.58
Interpretation of the Music			0.80		3.25	3.25	4.00	3.75	3.50						3.50
Judges Total Program Component Score (factored)															11.26

Deductions	Falls: -0.50	-0.50
-------------------	--------------	--------------

Rank	Name	Nation	Starting Number	Total Segment Score	Total Element Score	Program Component Score (factored)	Total Deductions
11	Miranda LUNDGREN	SWE	1	23.62	12.96	11.66	1.00

#	Executed Elements	Info	Base Value	GOE	J1	J2	J3	J4	J5	J6	J7	J8	J9	Ref	Scores of Panel
1	2Lz+2T		3.40	0.00	0	0	0	0	0						3.40
2	2F		1.90	0.00	0	0	0	-1	0						1.90
3	StSq2		2.60	0.33	0	1	1	1	0						2.93
4	LSp1		1.50	-0.30	-2	-1	-1	-1	-1						1.20
5	1A		1.10	-0.07	0	0	-1	0	-1						1.03
6	CCoSp3V		2.50	0.00	0	0	0	0	0						2.50
			13.00												12.96
Program Components			Factor												
Skating Skills			0.80		3.75	3.50	3.50	4.75	3.75						3.67
Transitions			0.80		3.50	3.25	3.75	4.50	3.50						3.58
Performance			0.80		3.50	3.50	3.75	4.25	3.50						3.58
Interpretation of the Music			0.80		3.75	3.50	4.00	4.25	3.50						3.75
Judges Total Program Component Score (factored)															11.66

Deductions	Time violation: -1.00	-1.00
-------------------	-----------------------	--------------

Rank	Name	Nation	Starting Number	Total Segment Score	Total Element Score	Program Component Score (factored)	Total Deductions
12	Lorena CIZMEK	CRO	14	22.24	11.10	11.14	0.00

#	Executed Elements	Info	Base Value	GOE	J1	J2	J3	J4	J5	J6	J7	J8	J9	Ref	Scores of Panel
1	2F+2Lo<	<	3.20	-0.90	-3	-3	-3	-3	-3						2.30
2	2Lz		2.10	-0.50	-1	-1	-2	-2	-3						1.60
3	StSq1		1.80	0.00	0	0	0	0	0						1.80
4	CCoSp3		3.00	0.00	0	0	-1	0	0						3.00
5	1A		1.10	0.00	0	0	0	0	0						1.10
6	SSp2		1.60	-0.30	0	-1	-1	-1	-1						1.30
			12.80												11.10
Program Components			Factor												
Skating Skills			0.80		3.50	3.25	3.00	4.00	3.75						3.50
Transitions			0.80		3.25	3.00	3.50	4.00	3.50						3.42
Performance			0.80		3.00	3.25	3.25	4.25	4.00						3.50
Interpretation of the Music			0.80		3.50	3.25	3.25	4.50	3.75						3.50
Judges Total Program Component Score (factored)															11.14

Deductions		0.00
-------------------	--	-------------

< Under-rotated jump

Golden Bear 2017

ADVANCED NOVICES GIRLS SHORT PROGRAM

JUDGES DETAILS PER SKATER

Rank	Name	Nation	Starting Number	Total Segment Score	Total Element Score	Program Score (factored)	Total Component Score (factored)	Total Deductions
13	Josipa JAGODIC	CRO	4	22.19	11.67		10.52	0.00

#	Executed Elements	Info	Base Value	GOE	J1	J2	J3	J4	J5	J6	J7	J8	J9	Ref	Scores of Panel
1	StSq1		1.80	0.17	1	1	0	0	0						1.97
2	2A<<	<<	1.10	-0.60	-3	-3	-3	-3	-3						0.50
3	LSp1		1.50	-0.30	-1	-1	-1	-1	-1						1.20
4	CCoSp3		3.00	0.00	0	0	0	0	0						3.00
5	2F+2Lo	!	3.70	-0.80	-2	-3	-3	-2	-3						2.90
6	2Lz		2.10	0.00	0	0	-1	0	0						2.10
			13.20												11.67
Program Components				Factor											
Skating Skills				0.80	3.50	3.25	2.75	4.00	3.25						3.33
Transitions				0.80	3.50	3.00	3.00	4.00	3.00						3.17
Performance				0.80	3.25	3.00	3.00	3.75	3.00						3.08
Interpretation of the Music				0.80	3.75	3.25	3.25	3.75	3.75						3.58
Judges Total Program Component Score (factored)															10.52

Deductions															0.00
-------------------	--	--	--	--	--	--	--	--	--	--	--	--	--	--	-------------

<< Downgraded jump ! Not clear edge

Rank	Name	Nation	Starting Number	Total Segment Score	Total Element Score	Program Score (factored)	Total Component Score (factored)	Total Deductions
14	Juni Teresa SZABO	CRO	5	20.61	10.83		10.28	0.50

#	Executed Elements	Info	Base Value	GOE	J1	J2	J3	J4	J5	J6	J7	J8	J9	Ref	Scores of Panel
1	1A		1.10	0.00	0	0	-1	0	0						1.10
2	2Lz		2.10	-0.40	-1	-1	-2	0	-3						1.70
3	StSq2		2.60	0.00	0	0	0	0	-1						2.60
4	SSp2		1.60	0.33	1	0	0	1	1						1.93
5	2F+COMBO		1.90	-0.90	-3	-3	-3	-3	-3						1.00
6	CCoSp3		3.00	-0.50	-2	-2	-1	-2	-1						2.50
			12.30												10.83
Program Components				Factor											
Skating Skills				0.80	3.00	3.00	3.25	3.50	3.00						3.08
Transitions				0.80	3.00	3.00	3.25	3.75	3.25						3.17
Performance				0.80	2.75	3.00	3.50	4.00	3.00						3.17
Interpretation of the Music				0.80	3.25	3.25	3.50	4.00	3.50						3.42
Judges Total Program Component Score (factored)															10.28

Deductions	Falls: -0.50														-0.50
-------------------	--------------	--	--	--	--	--	--	--	--	--	--	--	--	--	--------------

Rank	Name	Nation	Starting Number	Total Segment Score	Total Element Score	Program Score (factored)	Total Component Score (factored)	Total Deductions
15	Karla CORALIC	CRO	16	19.95	10.27		10.18	0.50

#	Executed Elements	Info	Base Value	GOE	J1	J2	J3	J4	J5	J6	J7	J8	J9	Ref	Scores of Panel
1	1A		1.10	0.00	0	0	0	0	1						1.10
2	2Lz+2Lo<<	<<	2.60	-0.90	-3	-3	-3	-3	-3						1.70
3	StSq2		2.60	0.00	1	0	0	0	-1						2.60
4	SSp3		2.10	0.17	1	1	0	0	0						2.27
5	2F		1.90	-0.90	-3	-3	-3	-3	-3						1.00
6	CCoSp2V		2.00	-0.40	-1	-1	-2	-1	-2						1.60
			12.30												10.27
Program Components				Factor											
Skating Skills				0.80	3.25	3.25	2.75	3.75	3.25						3.25
Transitions				0.80	3.00	3.00	3.25	3.75	2.75						3.08
Performance				0.80	3.00	3.25	3.00	3.75	2.75						3.08
Interpretation of the Music				0.80	3.50	3.25	3.25	3.75	2.50						3.33
Judges Total Program Component Score (factored)															10.18

Deductions	Falls: -0.50														-0.50
-------------------	--------------	--	--	--	--	--	--	--	--	--	--	--	--	--	--------------

<< Downgraded jump

Golden Bear 2017

ADVANCED NOVICES GIRLS SHORT PROGRAM

JUDGES DETAILS PER SKATER

printed: 30.10.2017. 9:46:11

Golden Bear 2017

PANEL OF JUDGES

ADVANCED NOVICES GIRLS - FREE SKATING

Officials

Technical Controller	Mr. Teri SEDEJ	SLO
Technical Specialist	Ms. Sandra PAVICIC	CRO
Assistant Technical Specialist	Ms. Eva SONNLEITNER	AUT

Judges

Referee	Ms. Lovorka KODRIN	CRO
Judges	Mr. Josip CEROVAC	CRO
	Ms. Mirna GRUBISIC	CRO
	Ms. Miluse SAFRANKOVA	CZE
	Mr. Balazs GRENCZER	HUN
	Ms. Halla BJORG SIGURTHORSDOTTIR	ISL

Data/Replay Operator

	Mr. Tomislav BISCAN	CRO
	Ms. Natasa BAHAT	CRO

Golden Bear 2017


RESULTS

ADVANCED NOVICES GIRLS FINAL RESULT

Pl. Name		Nation	Total Score	SP	FS
1 Serena Joy ROBLIN		ITA	88.72	2	1
2 Zoe GAL	SSC	HUN	88.56	1	3
3 Emese CSISZER	SSC	HUN	84.79	3	2
4 Dorothea PARTONJIC		AUT	81.05	4	4
5 Miesha COOKE SMITH		GBR	77.15	5	5
6 Ana CMER	CEL	SLO	73.03	9	6
7 Jasmin ELSEBAIE		AUT	70.83	6	7
8 Melisa HOPMAN		NED	68.86	10	8
9 Halah THOMAS		GBR	66.36	7	10
10 Lara HROVAT	JES	SLO	66.22	8	9
11 Miranda LUNDGREN		SWE	60.43	11	12
12 Josipa JAGODIC	KRI	CRO	60.39	13	11
13 Lorena CIZMEK	MDV	CRO	50.80	12	13
14 Karla CORALIC	LDA	CRO	48.02	15	14
15 Juni Teresa SZABO	MDV	CRO	45.57	14	15
Withdrawn					
Manuela RUIZ		FRA			
Regina SCHERMANN	SSC	HUN			
Martina ROSSI		ITA			

Ms. Lovorka KODRIN CRO


Referee



Printed: 10/28/2017 10:28:43AM

Mr. Teri SEDEJ SLO

Technical Controller



ADVANCED NOVICES GIRLS

RESULT DETAILS FREE SKATING

Pl.	Name	Nation	Total Segment Score =	Total Element Score +	Tot. Prog. Comp. Score * +	SS	TR	PE	IN	Deduct. -	
1	Serena Joy ROBLIN	ITA	56.87	29.00	27.87	4.33	4.17	4.50	0.00	4.42	0.00
2	Emese CSISZER	HUN	53.06	24.94	28.12	4.33	4.33	4.33	0.00	4.58	0.00
3	Zoe GAL	HUN	52.53	24.40	28.13	4.33	4.25	4.42	0.00	4.58	0.00
4	Dorothea PARTONJIC	AUT	50.89	23.83	27.06	4.17	4.08	4.33	0.00	4.33	0.00
5	Miesha COOKE SMITH	GBR	47.97	22.07	26.40	4.25	4.00	4.08	0.00	4.17	0.50
6	Ana CMER	SLO	47.77	24.43	23.34	3.67	3.42	3.75	0.00	3.75	0.00
7	Jasmin ELSEBAIE	AUT	44.73	20.43	24.80	3.83	3.67	3.92	0.00	4.08	0.50
8	Melisa HOPMAN	NED	43.70	21.40	22.80	3.58	3.42	3.67	0.00	3.58	0.50
9	Lara HROVAT	SLO	40.51	19.17	21.34	3.42	3.17	3.25	0.00	3.50	0.00
10	Halah THOMAS	GBR	40.36	19.00	21.86	3.50	3.33	3.33	0.00	3.50	0.50
11	Josipa JAGODIC	CRO	38.20	18.60	19.60	3.00	3.08	2.92	0.00	3.25	0.00
12	Miranda LUNDGREN	SWE	36.81	16.10	21.21	3.42	3.25	3.17	0.00	3.42	0.50
13	Lorena CIZMEK	CRO	28.56	10.50	19.06	3.17	2.83	2.83	0.00	3.08	1.00
14	Karla CORALIC	CRO	28.07	10.87	17.20	2.75	2.75	2.58	0.00	2.67	0.00
15	Juni Teresa SZABO	CRO	24.96	8.26	17.20	2.75	2.67	2.50	0.00	2.83	0.50

SS = Skating Skills

TR = Transitions

PE = Performance

IN = Interpretation of the Music

* = factored score

Printed: 30.10.2017. 10:00:29

Golden Bear 2017

ADVANCED NOVICES GIRLS FREE SKATING

JUDGES DETAILS PER SKATER

Rank	Name	Nation	Starting Number	Total Segment Score	Total Element Score	Program Score (factored)	Total Component Score (factored)	Total Deductions
1	Serena Joy ROBLIN	ITA	14	56.87	29.00		27.87	0.00

#	Executed Elements	Info	Base Value	GOE	J1	J2	J3	J4	J5	J6	J7	J8	J9	Ref	Scores of Panel
1	2A		3.30	0.50	1	1	1	1	0						3.80
2	3Lo		5.10	0.00	0	0	0	1	0						5.10
3	3Lo+REP		3.57	-0.70	-1	-1	-1	-1	-2						2.87
4	CCoSp3		3.00	-0.10	-1	0	0	0	-1						2.90
5	2A+2T		4.60	0.00	0	0	0	0	-1						4.60
6	2F+2T		3.20	0.00	0	0	0	0	0						3.20
7	2F		1.90	0.00	0	1	0	0	0						1.90
8	FCSSp3		2.60	-0.10	-1	0	0	0	-1						2.50
9	StSq1		1.80	0.33	1	1	1	0	0						2.13
			29.07												29.00
	Program Components			Factor											
	Skating Skills			1.60	4.25	4.50	4.25	4.75	3.50						4.33
	Transitions			1.60	4.25	4.25	4.00	4.75	3.50						4.17
	Performance			1.60	4.50	4.50	4.50	5.00	3.25						4.50
	Interpretation of the Music			1.60	4.50	4.50	4.25	5.00	3.25						4.42
	Judges Total Program Component Score (factored)														27.87

Deductions	0.00
-------------------	-------------

REP Jump repetition

Rank	Name	Nation	Starting Number	Total Segment Score	Total Element Score	Program Score (factored)	Total Component Score (factored)	Total Deductions
2	Emese CSISZER	HUN	13	53.06	24.94		28.12	0.00

#	Executed Elements	Info	Base Value	GOE	J1	J2	J3	J4	J5	J6	J7	J8	J9	Ref	Scores of Panel
1	3S<<	<<	1.30	-0.53	-3	-2	-3	-2	-3						0.77
2	2A		3.30	0.00	0	0	-1	0	0						3.30
3	2Lz+2Lo		3.90	-0.60	-2	-2	-2	-2	-2						3.30
4	2F		1.90	0.00	0	0	0	1	0						1.90
5	2A		3.30	-0.50	-1	-1	-1	-1	-1						2.80
6	FCSSp3		2.60	0.17	1	0	0	0	1						2.77
7	StSq2		2.60	0.50	1	1	1	2	0						3.10
8	2Lz+2Lo		3.90	-0.40	-1	-2	-1	-2	-1						3.50
9	CCoSp3		3.00	0.50	1	1	1	1	0						3.50
			25.80												24.94
	Program Components			Factor											
	Skating Skills			1.60	4.25	4.25	4.50	4.75	4.25						4.33
	Transitions			1.60	4.25	4.25	4.50	5.00	3.50						4.33
	Performance			1.60	4.00	4.50	4.00	5.25	4.50						4.33
	Interpretation of the Music			1.60	4.50	4.50	4.75	5.50	4.25						4.58
	Judges Total Program Component Score (factored)														28.12

Deductions	0.00
-------------------	-------------

<< Downgraded jump

Golden Bear 2017

ADVANCED NOVICES GIRLS FREE SKATING

JUDGES DETAILS PER SKATER

Rank	Name	Nation	Starting Number	Total Segment Score	Total Element Score	Program Score (factored)	Total Component Score (factored)	Total Deductions
3	Zoe GAL	HUN	15	52.53	24.40		28.13	0.00

#	Executed Elements	Info	Base Value	GOE	J1	J2	J3	J4	J5	J6	J7	J8	J9	Ref	Scores of Panel
1	3S<+2T	<	4.40	-0.70	-1	-1	-1	-1	-1						3.70
2	2A		3.30	0.00	0	0	0	1	-1						3.30
3	3S<	<	3.10	-0.70	-1	-1	-1	-1	-1						2.40
4	2A<	<	2.30	-1.00	-2	-2	-2	-1	-2						1.30
5	FCUSp3		2.40	-0.10	0	0	-1	1	-1						2.30
6	StSq2		2.60	0.50	1	1	1	1	0						3.10
7	2F+2T		3.20	0.00	0	0	0	0	-1						3.20
8	2Lz		2.10	0.00	0	0	0	0	0						2.10
9	CCoSp3		3.00	0.00	0	0	0	0	0						3.00
			26.40												24.40
Program Components				Factor											
	Skating Skills			1.60	4.25	4.50	4.25	4.50	4.00						4.33
	Transitions			1.60	4.00	4.25	4.50	5.00	4.00						4.25
	Performance			1.60	4.25	4.50	4.50	5.25	4.00						4.42
	Interpretation of the Music			1.60	4.50	4.50	4.75	5.25	3.75						4.58
	Judges Total Program Component Score (factored)														28.13

Deductions	0.00
-------------------	-------------

< Under-rotated jump

Rank	Name	Nation	Starting Number	Total Segment Score	Total Element Score	Program Score (factored)	Total Component Score (factored)	Total Deductions
4	Dorothea PARTONJIC	AUT	12	50.89	23.83		27.06	0.00

#	Executed Elements	Info	Base Value	GOE	J1	J2	J3	J4	J5	J6	J7	J8	J9	Ref	Scores of Panel
1	2A		3.30	-0.17	-1	0	0	0	-1						3.13
2	2F+2T		3.20	0.30	1	1	1	1	1						3.50
3	2Lo		1.80	0.00	0	0	0	0	0						1.80
4	FSSp2		2.30	0.00	0	0	0	-1	0						2.30
5	StSq2		2.60	0.50	1	1	1	1	0						3.10
6	2Lo		1.80	0.00	0	0	0	1	0						1.80
7	2F		1.90	0.20	1	1	0	1	0						2.10
8	2Lz+2T		3.40	-0.30	-1	-1	-1	0	-1						3.10
9	CCoSp3		3.00	0.00	0	0	0	0	0						3.00
			23.30												23.83
Program Components				Factor											
	Skating Skills			1.60	4.00	4.00	4.50	4.50	3.75						4.17
	Transitions			1.60	4.00	4.00	4.25	4.50	3.75						4.08
	Performance			1.60	4.25	4.25	4.50	4.75	3.50						4.33
	Interpretation of the Music			1.60	4.25	4.25	4.50	4.75	4.00						4.33
	Judges Total Program Component Score (factored)														27.06

Deductions	0.00
-------------------	-------------

Golden Bear 2017

ADVANCED NOVICES GIRLS FREE SKATING

JUDGES DETAILS PER SKATER

Rank	Name	Nation	Starting Number	Total Segment Score	Total Element Score	Program Score (factored)	Total Component Score (factored)	Total Deductions
5	Miesha COOKE SMITH	GBR	11	47.97	22.07		26.40	0.50

#	Executed Elements	Info	Base Value	GOE	J1	J2	J3	J4	J5	J6	J7	J8	J9	Ref	Scores of Panel
1	2Lz+2Lo		3.90	0.00	0	1	0	0	0						3.90
2	2A		3.30	0.50	1	1	1	1	0						3.80
3	3Lo<<	<<	1.80	-0.70	-2	-2	-3	-2	-3						1.10
4	3S<	<	3.10	-2.10	-3	-3	-3	-3	-3						1.00
5	StSq1		1.80	0.00	0	0	0	0	-1						1.80
6	2A		3.30	-0.50	-1	-1	-1	-1	-1						2.80
7	2Lz+1Lo+2F+SEQ		3.20	-0.30	-1	-1	-1	0	-1						2.90
8	FCSSp3		2.60	0.17	1	1	0	0	0						2.77
9	CCoSp2V		2.00	0.00	0	0	0	0	0						2.00
			25.00												22.07
Program Components			Factor												
Skating Skills			1.60			4.25	4.25	4.25	4.25	3.25					4.25
Transitions			1.60			4.00	4.00	4.00	4.00	2.75					4.00
Performance			1.60			4.25	4.25	4.00	4.00	3.00					4.08
Interpretation of the Music			1.60			4.00	4.25	4.25	4.25	3.00					4.17
Judges Total Program Component Score (factored)															26.40

Deductions	Falls: -0.50	-0.50
-------------------	--------------	--------------

< Under-rotated jump << Downgraded jump

Rank	Name	Nation	Starting Number	Total Segment Score	Total Element Score	Program Score (factored)	Total Component Score (factored)	Total Deductions
6	Ana CMER	SLO	7	47.77	24.43		23.34	0.00

#	Executed Elements	Info	Base Value	GOE	J1	J2	J3	J4	J5	J6	J7	J8	J9	Ref	Scores of Panel
1	2A+2T		4.60	0.00	0	0	0	0	0						4.60
2	2Lo+2Lo		3.60	0.00	0	0	0	0	0						3.60
3	FCSp3		2.80	0.00	0	0	0	0	-1						2.80
4	2A		3.30	0.33	1	1	-1	1	0						3.63
5	2F		1.90	0.00	0	0	0	0	0						1.90
6	2F		1.90	0.00	0	0	0	0	0						1.90
7	2Lz		2.10	-0.60	-2	-2	-2	-2	-1						1.50
8	StSqB		1.50	0.00	1	0	0	0	0						1.50
9	CCoSp3		3.00	0.00	0	0	0	0	0						3.00
			24.70												24.43
Program Components			Factor												
Skating Skills			1.60			3.75	3.75	3.50	4.00	3.25					3.67
Transitions			1.60			3.50	3.50	3.75	3.25	2.50					3.42
Performance			1.60			4.25	3.75	4.00	3.50	2.75					3.75
Interpretation of the Music			1.60			4.00	3.75	4.00	3.50	2.50					3.75
Judges Total Program Component Score (factored)															23.34

Deductions		0.00
-------------------	--	-------------

Golden Bear 2017

ADVANCED NOVICES GIRLS FREE SKATING

JUDGES DETAILS PER SKATER

Rank	Name	Nation	Starting Number	Total Segment Score	Total Element Score	Program Score (factored)	Total Component Score (factored)	Total Deductions
7	Jasmin ELSEBAIE	AUT	10	44.73	20.43		24.80	0.50

#	Executed Elements	Info	Base Value	GOE	J1	J2	J3	J4	J5	J6	J7	J8	J9	Ref	Scores of Panel
1	2T		1.30	0.00	0	0	0	0	0						1.30
2	2Lz+2Lo		3.90	0.00	0	0	0	0	0						3.90
3	2A<	<	2.30	-1.50	-3	-3	-3	-3	-3						0.80
4	CCoSp3		3.00	0.50	2	1	1	1	0						3.50
5	StSq3		3.30	0.33	1	1	1	0	0						3.63
6	2F+2Lo		3.70	-0.40	-2	-1	-1	-2	-1						3.30
7	2Lz		2.10	0.00	0	0	0	0	0						2.10
8	2F		1.90	0.00	0	0	0	0	0						1.90
9	FSSp		0.00	0.00	-	-	-	-	-						0.00
			21.50												20.43
Program Components			Factor												
Skating Skills			1.60			4.00	3.75	4.00	3.50	3.75					3.83
Transitions			1.60			3.75	3.50	3.75	3.75	3.25					3.67
Performance			1.60			3.75	3.75	4.25	4.25	3.50					3.92
Interpretation of the Music			1.60			4.25	3.75	4.25	4.25	3.75					4.08
Judges Total Program Component Score (factored)															24.80

Deductions	Falls: -0.50	-0.50
-------------------	--------------	--------------

< Under-rotated jump

Rank	Name	Nation	Starting Number	Total Segment Score	Total Element Score	Program Score (factored)	Total Component Score (factored)	Total Deductions
8	Melisa HOPMAN	NED	6	43.70	21.40		22.80	0.50

#	Executed Elements	Info	Base Value	GOE	J1	J2	J3	J4	J5	J6	J7	J8	J9	Ref	Scores of Panel
1	2Lz		2.10	0.00	0	0	0	0	1						2.10
2	2F+2Lo		3.70	0.00	0	0	0	0	0						3.70
3	FSSp1		2.00	0.00	0	0	0	-1	0						2.00
4	2A		3.30	0.00	0	0	-1	0	0						3.30
5	2Lz+2Lo		3.90	-0.90	-3	-3	-3	-3	-3						3.00
6	StSq1		1.80	0.00	0	0	0	0	0						1.80
7	2S		1.30	-0.20	-1	-1	-1	-2	-1						1.10
8	2F		1.90	0.00	0	0	0	0	0						1.90
9	CCoSp2		2.50	0.00	0	0	0	-1	0						2.50
			22.50												21.40
Program Components			Factor												
Skating Skills			1.60			3.75	3.50	3.75	3.00	3.50					3.58
Transitions			1.60			3.50	3.25	4.00	3.00	3.50					3.42
Performance			1.60			4.25	3.50	4.25	3.25	3.25					3.67
Interpretation of the Music			1.60			3.75	3.50	4.00	3.50	3.50					3.58
Judges Total Program Component Score (factored)															22.80

Deductions	Falls: -0.50	-0.50
-------------------	--------------	--------------

Golden Bear 2017

ADVANCED NOVICES GIRLS FREE SKATING

JUDGES DETAILS PER SKATER

Rank	Name	Nation	Starting Number	Total Segment Score	Total Element Score	Program Score (factored)	Total Component Score (factored)	Total Deductions
9	Lara HROVAT	SLO	8	40.51	19.17		21.34	0.00

#	Executed Elements	Info	Base Value	GOE	J1	J2	J3	J4	J5	J6	J7	J8	J9	Ref	Scores of Panel
1	2A<<	<<	1.10	-0.60	-3	-3	-3	-3	-3						0.50
2	3T<	<	3.00	-2.10	-3	-3	-3	-3	-3						0.90
3	2A<	<	2.30	-1.50	-3	-3	-3	-3	-3						0.80
4	CCoSp3		3.00	0.00	0	0	0	0	0						3.00
5	2F		1.90	0.00	0	0	0	0	0						1.90
6	FCSp3		2.80	0.17	1	1	0	0	0						2.97
7	2Lz+2T		3.40	-0.60	-2	-3	-2	-2	-2						2.80
8	2Lz+2Lo		3.90	-0.20	0	-1	-1	0	-1						3.70
9	StSq2		2.60	0.00	0	0	0	0	-1						2.60
			24.00												19.17
Program Components				Factor											
	Skating Skills			1.60	3.50	3.50	3.50	3.00	3.25						3.42
	Transitions			1.60	3.25	3.25	3.50	3.00	3.00						3.17
	Performance			1.60	3.25	3.50	3.25	3.25	2.75						3.25
	Interpretation of the Music			1.60	3.50	3.75	3.75	3.25	2.75						3.50
	Judges Total Program Component Score (factored)														21.34

Deductions	0.00
-------------------	-------------

< Under-rotated jump << Downgraded jump

Rank	Name	Nation	Starting Number	Total Segment Score	Total Element Score	Program Score (factored)	Total Component Score (factored)	Total Deductions
10	Halah THOMAS	GBR	9	40.36	19.00		21.86	0.50

#	Executed Elements	Info	Base Value	GOE	J1	J2	J3	J4	J5	J6	J7	J8	J9	Ref	Scores of Panel
1	2Lz		2.10	-0.90	-3	-3	-3	-3	-3						1.20
2	1F		0.50	0.00	0	0	0	0	0						0.50
3	FCSSp3		2.60	0.00	0	0	1	0	0						2.60
4	2Lz+2T		3.40	-0.20	-1	-1	0	0	-1						3.20
5	1A		1.10	0.00	0	0	0	0	0						1.10
6	CCoSp3		3.00	0.00	-1	0	0	0	0						3.00
7	StSq2		2.60	0.00	0	0	1	0	0						2.60
8	2F+2Lo		3.70	0.00	0	0	0	0	-2						3.70
9	2Lo		1.80	-0.70	-2	-2	-3	-2	-3						1.10
			20.80												19.00
Program Components				Factor											
	Skating Skills			1.60	3.75	3.75	4.00	3.00	3.00						3.50
	Transitions			1.60	3.50	3.50	4.00	3.00	2.75						3.33
	Performance			1.60	3.25	3.50	3.75	3.25	3.00						3.33
	Interpretation of the Music			1.60	3.50	3.50	3.75	3.50	3.00						3.50
	Judges Total Program Component Score (factored)														21.86

Deductions	Falls: -0.50	-0.50
-------------------	--------------	--------------

Golden Bear 2017

ADVANCED NOVICES GIRLS FREE SKATING

JUDGES DETAILS PER SKATER

Rank	Name	Nation	Starting Number	Total Segment Score	Total Element Score	Program Score (factored)	Total Component Score (factored)	Total Deductions
11	Josipa JAGODIC	CRO	3	38.20	18.60		19.60	0.00

#	Executed Elements	Info	Base Value	GOE	J1	J2	J3	J4	J5	J6	J7	J8	J9	Ref	Scores of Panel	
1	2Lz		2.10	-0.50	-1	-2	-2	-1	-2						1.60	
2	2A<<	<<	1.10	-0.60	-3	-3	-3	-3	-3						0.50	
3	2F+2Lo		3.70	0.00	0	0	0	0	0						3.70	
4	FCSSp3		2.60	0.00	0	0	0	-1	0						2.60	
5	StSq2		2.60	0.00	0	0	0	0	0						2.60	
6	2Lz+2Lo<<	<<	2.60	-0.90	-3	-3	-3	-3	-3						1.70	
7	2F	!	1.90	-0.30	-1	-1	-2	-1	-1						1.60	
8	2S		1.30	0.00	0	0	-1	0	0						1.30	
9	CCoSp3		3.00	0.00	0	0	0	0	0						3.00	
			20.90												18.60	
Program Components			Factor													
Skating Skills			1.60			3.50	3.00	3.00	2.50	3.00						3.00
Transitions			1.60			3.25	2.75	3.25	3.00	3.00						3.08
Performance			1.60			3.00	2.75	3.25	3.00	2.75						2.92
Interpretation of the Music			1.60			3.25	3.00	3.25	3.25	3.25						3.25
Judges Total Program Component Score (factored)															19.60	

Deductions	0.00
-------------------	-------------

<< Downgraded jump ! Not clear edge

Rank	Name	Nation	Starting Number	Total Segment Score	Total Element Score	Program Score (factored)	Total Component Score (factored)	Total Deductions
12	Miranda LUNDGREN	SWE	5	36.81	16.10		21.21	0.50

#	Executed Elements	Info	Base Value	GOE	J1	J2	J3	J4	J5	J6	J7	J8	J9	Ref	Scores of Panel	
1	2Lz<<	<<	0.60	-0.30	-3	-3	-3	-3	-3						0.30	
2	2Lo		1.80	0.00	0	0	1	0	0						1.80	
3	2F		1.90	0.00	0	0	0	1	0						1.90	
4	CCoSp3		3.00	0.00	0	0	0	0	1						3.00	
5	1A		1.10	0.20	1	1	0	1	1						1.30	
6	FCSp1		1.90	-0.20	-1	0	0	-1	-1						1.70	
7	StSq1		1.80	-0.20	-1	0	0	-1	-2						1.60	
8	2Lz+2T<<	<<	2.50	-0.90	-3	-3	-3	-3	-3						1.60	
9	2F+2T		3.20	-0.30	-1	-1	-1	0	-1						2.90	
			17.80												16.10	
Program Components			Factor													
Skating Skills			1.60			3.50	3.25	3.75	3.00	3.50						3.42
Transitions			1.60			3.25	3.00	3.25	3.25	3.25						3.25
Performance			1.60			3.00	3.00	3.50	3.25	3.25						3.17
Interpretation of the Music			1.60			3.25	3.50	3.50	3.50	3.00						3.42
Judges Total Program Component Score (factored)															21.21	

Deductions	Falls: -0.50	-0.50
-------------------	--------------	--------------

<< Downgraded jump

Golden Bear 2017

ADVANCED NOVICES GIRLS FREE SKATING

JUDGES DETAILS PER SKATER

Rank	Name	Nation	Starting Number	Total Segment Score	Total Element Score	Program Score (factored)	Total Component Score (factored)	Total Deductions
13	Lorena CIZMEK	CRO	4	28.56	10.50		19.06	1.00

#	Executed Elements	Info	Base Value	GOE	J1	J2	J3	J4	J5	J6	J7	J8	J9	Ref	Scores of Panel	
1	2F		1.90	-0.30	-1	-1	-1	0	-1						1.60	
2	3S<<	<<	1.30	-0.60	-3	-3	-3	-3	-3						0.70	
3	FCSSp		0.00	0.00	-	-	-	-	-						0.00	
4	2Lz<+2Lo<<	<<	2.00	-0.80	-3	-2	-3	-2	-3						1.20	
5	2F+2Lo<<	<<	2.40	-0.70	-3	-2	-2	-2	-3						1.70	
6	StSq1		1.80	-0.90	-3	-3	-3	-3	-3						0.90	
7	1A		1.10	0.00	0	0	0	0	0						1.10	
8	2Lz<	<	1.50	-0.60	-2	-2	-2	-2	-2						0.90	
9	CCoSp2		2.50	-0.10	0	0	-1	-1	0						2.40	
			14.50												10.50	
Program Components			Factor													
Skating Skills			1.60			3.25	3.00	3.25	2.50	3.75						3.17
Transitions			1.60			3.00	2.50	3.00	2.50	3.25						2.83
Performance			1.60			2.50	2.50	3.00	3.00	3.50						2.83
Interpretation of the Music			1.60			3.00	2.75	3.25	3.00	3.75						3.08
Judges Total Program Component Score (factored)																19.06

Deductions	Falls: -1.00	-1.00
-------------------	--------------	--------------

< Under-rotated jump << Downgraded jump

Rank	Name	Nation	Starting Number	Total Segment Score	Total Element Score	Program Score (factored)	Total Component Score (factored)	Total Deductions
14	Karla CORALIC	CRO	1	28.07	10.87		17.20	0.00

#	Executed Elements	Info	Base Value	GOE	J1	J2	J3	J4	J5	J6	J7	J8	J9	Ref	Scores of Panel	
1	1Lz		0.60	-0.30	-2	-3	-3	-3	-3						0.30	
2	2F<<	<<	0.50	-0.30	-3	-3	-3	-3	-3						0.20	
3	FCSSp3		2.60	0.00	0	0	0	0	0						2.60	
4	StSq2		2.60	0.00	0	0	0	0	-1						2.60	
5	1A		1.10	0.00	0	0	-1	0	0						1.10	
6	1Lz		0.60	0.00	0	0	-1	0	0						0.60	
7	1F+1Lo		1.00	0.00	0	0	-1	0	0						1.00	
8	1S+1T		0.80	-0.03	-1	0	-1	0	0						0.77	
9	CCoSp1		2.00	-0.30	-1	-1	-1	0	-1						1.70	
			11.80												10.87	
Program Components			Factor													
Skating Skills			1.60			3.00	3.00	2.50	2.00	2.75						2.75
Transitions			1.60			2.75	2.75	2.75	2.00	2.75						2.75
Performance			1.60			2.50	2.75	2.25	2.50	2.75						2.58
Interpretation of the Music			1.60			2.75	2.75	2.50	2.50	2.75						2.67
Judges Total Program Component Score (factored)																17.20

Deductions		0.00
-------------------	--	-------------

<< Downgraded jump

Golden Bear 2017

ADVANCED NOVICES GIRLS FREE SKATING

JUDGES DETAILS PER SKATER

Rank	Name	Nation	Starting Number	Total Segment Score	Total Element Score	Program Score (factored)	Total Component Score (factored)	Total Deductions
15	Juni Teresa SZABO	CRO	2	24.96	8.26		17.20	0.50

#	Executed Elements	Info	Base Value	GOE	J1	J2	J3	J4	J5	J6	J7	J8	J9	Ref	Scores of Panel
1	2S		1.30	0.00	0	0	-1	0	0						1.30
2	StSqB		1.50	0.00	0	0	0	0	0						1.50
3	2Lz<	<	1.50	-0.90	-3	-3	-3	-3	-3						0.60
4	2F<+2Lo<<	!	1.90	-0.90	-3	-3	-3	-3	-3						1.00
5	FCSSp		0.00	0.00	-	-	-	-	-						0.00
6	2Lz+1A+SEQ		2.56	-0.20	0	-1	-1	0	-1						2.36
7	1A		1.10	0.00	0	0	-1	0	0						1.10
8	CCoSp		0.00	0.00	-	-	-	-	-						0.00
9	2Fe<	e	1.30	-0.90	-3	-3	-3	-3	-3						0.40
			11.16												8.26
	Program Components			Factor											
	Skating Skills			1.60	3.25	2.75	2.50	2.25	3.00						2.75
	Transitions			1.60	2.75	2.50	2.75	2.50	3.00						2.67
	Performance			1.60	2.50	2.50	2.50	2.50	2.75						2.50
	Interpretation of the Music			1.60	3.00	2.75	2.50	2.75	3.00						2.83
	Judges Total Program Component Score (factored)														17.20

Deductions	Falls: -0.50	-0.50
-------------------	--------------	--------------

< Under-rotated jump << Downgraded jump e Wrong edge ! Not clear edge

printed: 30.10.2017. 9:46:43

Golden Bear 2017

BASIC NOVICES B GIRLS

Velesajam	27 lis 2017	Free Skating
------------------	-------------	--------------

Size of Skating Area	:	30m*60m
Ice Conditions	:	very good
Number of Entries	:	7
Number of Participants	:	7

Entry Withdrawn	:	
-----------------	---	--

Free Skating			
Duration	:	3:00	+ - 10 Sec.
Segment Factor	:	1,00	
Program Component Factors		Skating Skills	1.70
		Performance	1.70
		Interpretation of the Music	1.70

Golden Bear 2017

PANEL OF JUDGES

BASIC NOVICES B GIRLS - FREE SKATING

Officials

Technical Controller	Ms. Antica GRUBISIC	CRO
Technical Specialist	Ms. Ivana JAKUPCEVIC MARINKOVIC	CRO
Assistant Technical Specialist	Ms. Sandra PAVICIC	CRO

Judges

Referee	Ms. Lovorka KODRIN	CRO
Judges	Ms. Maja LIPOVSCAK	CRO
	Ms. Miluse SAFRANKOVA	CZE
	Mr. Balazs GRENCZER	HUN
	Ms. Halla BJORG SIGURTHORSDDOTTIR	ISL

Data/Replay Operator

	Mr. Tomislav BISCAN	CRO
	Ms. Lana PETRANOVIC	CRO

Golden Bear 2017

RESULTS

BASIC NOVICES B GIRLS FINAL RESULT

Pl. Name		Nation	Total Score	FS
1 Lana OMOVSEK	BLD	SLO	37.47	1
2 Manca KRMELJ	JES	SLO	35.68	2
3 Nika NOVAK	JES	SLO	30.41	3
4 Luna HRUSOVAR		SLO	26.73	4
5 Sara Klementina SEDEJ	DKK	SLO	22.93	5
6 Lana ARH	SBL	SLO	22.62	6
Withdrawn				
Lorin WIMMER		AUT		

Ms. Lovorka KODRIN CRO

Referee



Printed: 10/27/2017 4:12:13PM

Ms. Antica GRUBISIC CRO

Technical Controller



BASIC NOVICES B GIRLS

RESULT DETAILS FREE SKATING

Pl.	Name	Nation	Total Segment Score =	Total Element Score +	Tot. Prog. Comp. Score * +	SS	PE	IN	Deduct.		
1	Lana OMOVSEK	SLO	37.47	20.32	17.65	3.50	0.00	3.38	0.00	3.50	0.50
2	Manca KRMELJ	SLO	35.68	18.95	17.23	3.44	0.00	3.25	0.00	3.44	0.50
3	Nika NOVAK	SLO	30.41	16.48	13.93	2.69	0.00	2.75	0.00	2.75	0.00
4	Luna HRUSOVAR	SLO	26.73	11.75	14.98	2.81	0.00	2.94	0.00	3.06	0.00
5	Sara Klementina SEDEJ	SLO	22.93	10.04	13.39	2.69	0.00	2.63	0.00	2.56	0.50
6	Lana ARH	SLO	22.62	10.32	13.30	2.81	0.00	2.38	0.00	2.63	1.00

SS = Skating Skills

* = factored score

Printed: 30.10.2017. 10:00:33

PE = Performance

IN = Interpretation of the Music

Golden Bear 2017

BASIC NOVICES B GIRLS FREE SKATING

JUDGES DETAILS PER SKATER

Rank	Name	Nation	Starting Number	Total Segment Score	Total Element Score	Total Program Component Score (factored)	Total Deductions
1	Lana OMOVSEK	SLO	3	37.47	20.32	17.65	0.50

#	Executed Elements	Info	Base Value	GOE	J1	J2	J3	J4	J5	J6	J7	J8	J9	Ref	Scores of Panel
1	2F+2Lo		3.70	0.08	0	1	0	0							3.78
2	2A<<	<<	1.10	-0.60	-3	-3	-3	-3							0.50
3	2Lz+2Lo	!	3.90	-0.45	-1	-1	-2	-2							3.45
4	CCoSp2		2.50	0.38	1	1	0	1							2.88
5	StSq2		2.60	0.13	0	0	1	0							2.73
6	2F		1.90	0.15	0	0	1	1							2.05
7	2Lz		2.10	0.15	0	0	1	1							2.25
8	FCSp2		2.30	0.38	0	1	1	1							2.68
			20.10												20.32
Program Components			Factor												
Skating Skills			1.70			3.50	4.25	3.25	3.00					3.50	
			0.00			0.00	0.00	0.00	0.00						
Performance			1.70			3.25	4.50	3.25	2.50					3.38	
Interpretation of the Music			1.70			3.00	4.50	3.50	3.00					3.50	
Judges Total Program Component Score (factored)												17.65			

Deductions	Falls: -0.50	-0.50
-------------------	--------------	--------------

<< Downgraded jump ! Not clear edge

Rank	Name	Nation	Starting Number	Total Segment Score	Total Element Score	Total Program Component Score (factored)	Total Deductions
2	Manca KRMEJLJ	SLO	2	35.68	18.95	17.23	0.50

#	Executed Elements	Info	Base Value	GOE	J1	J2	J3	J4	J5	J6	J7	J8	J9	Ref	Scores of Panel
1	2Lz+2Lo		3.90	-0.90	-3	-3	-3	-3							3.00
2	2F+2Lo		3.70	-0.53	-2	-1	-2	-2							3.17
3	FSSp2		2.30	-0.08	-1	0	0	0							2.22
4	StSq2		2.60	0.25	0	1	1	0							2.85
5	1A		1.10	0.05	0	0	1	0							1.15
6	2Lz		2.10	0.08	0	1	0	0							2.18
7	2F	!	1.90	-0.15	0	-1	0	-1							1.75
8	CCoSp2		2.50	0.13	0	0	1	0							2.63
			20.10												18.95
Program Components			Factor												
Skating Skills			1.70			3.50	4.00	3.25	3.00					3.44	
			0.00			0.00	0.00	0.00	0.00						
Performance			1.70			3.00	4.25	3.25	2.50					3.25	
Interpretation of the Music			1.70			3.00	4.50	3.25	3.00					3.44	
Judges Total Program Component Score (factored)												17.23			

Deductions	Falls: -0.50	-0.50
-------------------	--------------	--------------

! Not clear edge

Golden Bear 2017

BASIC NOVICES B GIRLS FREE SKATING

JUDGES DETAILS PER SKATER

Rank	Name	Nation	Starting Number	Total Segment Score	Total Element Score	Program Score (factored)	Total Component Score (factored)	Total Deductions
3	Nika NOVAK	SLO	6	30.41	16.48		13.93	0.00

#	Executed Elements	Info	Base Value	GOE	J1	J2	J3	J4	J5	J6	J7	J8	J9	Ref	Scores of Panel
1	2Lz+2Lo		3.90	-0.30	-2	0	-1	-1							3.60
2	2F+1Lo		2.40	-0.60	-3	-1	-2	-2							1.80
3	1A		1.10	0.00	0	0	0	0							1.10
4	CCoSp2		2.50	-0.08	-1	0	0	0							2.42
5	2Lz		2.10	-0.08	0	0	0	-1							2.02
6	StSq1		1.80	-0.15	-1	0	0	-1							1.65
7	2F		1.90	-0.08	-1	0	0	0							1.82
8	FCSp2		2.30	-0.23	0	-1	-1	-1							2.07
			18.00												16.48
Program Components			Factor												
Skating Skills				1.70	3.00	2.75	2.75	2.25						2.69	
				0.00	0.00	0.00	0.00	0.00						0.00	
Performance				1.70	2.75	3.00	2.75	2.50						2.75	
Interpretation of the Music				1.70	2.75	3.00	2.75	2.50						2.75	
Judges Total Program Component Score (factored)													13.93		

Deductions	0.00
-------------------	-------------

Rank	Name	Nation	Starting Number	Total Segment Score	Total Element Score	Program Score (factored)	Total Component Score (factored)	Total Deductions
4	Luna HRUSOVAR	SLO	5	26.73	11.75		14.98	0.00

#	Executed Elements	Info	Base Value	GOE	J1	J2	J3	J4	J5	J6	J7	J8	J9	Ref	Scores of Panel
1	2S+1T		1.70	-0.05	0	0	0	-1							1.65
2	2Lo<<	<<	0.50	-0.30	-3	-3	-3	-3							0.20
3	FSSp2		2.30	-0.15	-1	-1	0	0							2.15
4	1A+1Lo		1.60	-0.05	0	0	0	-1							1.55
5	StSqB		1.50	-0.15	-1	0	0	-1							1.35
6	2S		1.30	-0.05	-1	0	0	0							1.25
7	1A		1.10	0.00	0	0	0	0							1.10
8	CCoSp2		2.50	0.00	0	0	0	0							2.50
			12.50												11.75
Program Components			Factor												
Skating Skills				1.70	2.75	3.00	3.00	2.50						2.81	
				0.00	0.00	0.00	0.00	0.00						0.00	
Performance				1.70	2.75	3.50	2.75	2.75						2.94	
Interpretation of the Music				1.70	3.00	3.50	3.00	2.75						3.06	
Judges Total Program Component Score (factored)													14.98		

Deductions	0.00
-------------------	-------------

<< Downgraded jump

Golden Bear 2017

BASIC NOVICES B GIRLS FREE SKATING

JUDGES DETAILS PER SKATER

Rank	Name	Nation	Starting Number	Total Segment Score	Total Element Score	Program Score (factored)	Total Component Score (factored)	Total Deductions
5	Sara Klementina SEDEJ	SLO	7	22.93	10.04		13.39	0.50

#	Executed Elements	Info	Base Value	GOE	J1	J2	J3	J4	J5	J6	J7	J8	J9	Ref	Scores of Panel
1	2A<<	<<	1.10	-0.60	-3	-3	-3	-3							0.50
2	Lz		0.00	0.00	-	-	-	-							0.00
3	2F<	!	1.40	-0.90	-3	-3	-3	-3							0.50
4	FCSSp2		2.30	-0.23	0	-2	0	-1							2.07
5	2Lz<+1Lo	<	2.00	-0.60	-2	-2	-2	-2							1.40
6	2S+1Lo		1.80	-0.15	-1	0	-1	-1							1.65
7	CCoSp2		2.50	0.00	0	0	0	0							2.50
8	StSqB		1.50	-0.08	0	0	0	-1							1.42
			12.60												10.04
Program Components			Factor												
Skating Skills			1.70		3.00	2.50	2.75	2.50							2.69
			0.00		0.00	0.00	0.00	0.00							
Performance			1.70		2.75	3.00	2.75	2.00							2.63
Interpretation of the Music			1.70		2.75	3.25	2.75	1.50							2.56
Judges Total Program Component Score (factored)												13.39			

Deductions	Falls: -0.50	-0.50
-------------------	--------------	--------------

< Under-rotated jump << Downgraded jump ! Not clear edge

Rank	Name	Nation	Starting Number	Total Segment Score	Total Element Score	Program Score (factored)	Total Component Score (factored)	Total Deductions
6	Lana ARH	SLO	1	22.62	10.32		13.30	1.00

#	Executed Elements	Info	Base Value	GOE	J1	J2	J3	J4	J5	J6	J7	J8	J9	Ref	Scores of Panel
1	2S+1T		1.70	0.00	0	0	0	0							1.70
2	2Lo		1.80	-0.90	-3	-3	-3	-3							0.90
3	CSSp1		1.90	-0.08	0	-1	0	0							1.82
4	StSqB		1.50	-0.15	-1	0	0	-1							1.35
5	1A		1.10	-0.40	-2	-2	-2	-2							0.70
6	CCoSp2		2.50	-0.15	-1	-1	0	0							2.35
7	1A		1.10	-0.35	-3	0	-2	-2							0.75
8	2S		1.30	-0.55	-3	-3	-2	-3							0.75
			12.90												10.32
Program Components			Factor												
Skating Skills			1.70		3.25	2.75	2.75	2.50							2.81
			0.00		0.00	0.00	0.00	0.00							
Performance			1.70		2.25	3.00	2.50	1.75							2.38
Interpretation of the Music			1.70		2.50	3.25	2.75	2.00							2.63
Judges Total Program Component Score (factored)												13.30			

Deductions	Falls: -1.00	-1.00
-------------------	--------------	--------------

printed: 30.10.2017. 9:47:15

Golden Bear 2017

BASIC NOVICES A BOYS

Velesajam	26 lis 2017	Free Skating
------------------	-------------	--------------

Size of Skating Area	:	30m*60m
Ice Conditions	:	very good
Number of Entries	:	4
Number of Participants	:	4

Entry Withdrawn	:	
-----------------	---	--

Free Skating			
Duration	:	2:30	+ - 10 Sec.
Segment Factor	:	1,00	
Program Component Factors	Skating Skills		2.50
	Performance		2.50

Golden Bear 2017

PANEL OF JUDGES

BASIC NOVICES A BOYS - FREE SKATING

Officials

Technical Controller	Ms. Antica GRUBISIC	CRO
Technical Specialist	Ms. Sandra PAVICIC	CRO
Assistant Technical Specialist	Mr. Tomislav MIKULANDRIC	CRO

Judges

Referee	Ms. Lovorka KODRIN	CRO
Judges	Ms. Veronique GOSSELIN	CAN
	Ms. Sara ANTONINI	CRO
	Mr. Josip CEROVAC	CRO
	Ms. Mateja AVBRECHT	SLO

Data/Replay Operator

	Mr. Tomislav BISCAN	CRO
	Ms. Ozana MILJKOVIC	CRO

Golden Bear 2017


RESULTS

BASIC NOVICES A BOYS FINAL RESULT

Pl. Name		Nation	Total Score	FS
1 David SEDEJ	SBL	SLO	28.96	1
2 Tudor-Dominic ANDREI		ROU	23.18	2
3 Dhiyab ALDARMAKI		UAE	20.33	3
4 Raphael BORICS		AUT	19.82	4

Ms. Lovorka KODRIN CRO


Referee



Printed: 10/26/2017 3:44:06PM

Ms. Antica GRUBISIC CRO

Technical Controller



BASIC NOVICES A BOYS

RESULT DETAILS FREE SKATING

Pl.	Name	Nation	Total Segment Score =	Total Element Score +	Tot. Prog. Comp. Score * +	SS	PE				Deduct. -
1	David SEDEJ	SLO	28.96	12.68	16.28	3.13	0.00	3.38	0.00	0.00	0.00
2	Tudor-Dominic ANDREI	ROU	23.18	9.83	14.85	2.94	3.00	3.00	0.00	0.00	1.50
3	Dhiyab ALDARMAKI	UAE	20.33	7.07	13.76	2.69	0.00	2.81	0.00	0.00	0.50
4	Raphael BORICS	AUT	19.82	8.69	13.13	2.75	0.00	2.50	0.00	0.00	2.00

SS = Skating Skills

PE = Performance

* = factored score

Printed: 30.10.2017. 10:00:37

Golden Bear 2017

BASIC NOVICES A BOYS FREE SKATING

JUDGES DETAILS PER SKATER

Rank	Name	Nation	Starting Number	Total Segment Score	Total Element Score	Program Score (factored)	Total Component Score (factored)	Total Deductions
1	David SEDEJ	SLO	3	28.96	12.68		16.28	0.00

#	Executed Elements	Info	Base Value	GOE	J1	J2	J3	J4	J5	J6	J7	J8	J9	Ref	Scores of Panel
1	2A<<	<<	1.10	-0.60	-3	-3	-3	-3							0.50
2	2Lz+2T<	<	3.00	-0.83	-3	-3	-3	-2							2.17
3	CSSp1		1.90	0.00	0	0	0	0							1.90
4	StSq1		1.80	0.25	0	0	1	1							2.05
5	2F+2T<	<	2.80	-0.38	-2	-2	0	-1							2.42
6	2Lz		2.10	-0.08	-1	0	0	0							2.02
7	CCoSp2V		2.00	-0.38	-1	-1	-3	0							1.62
			14.70												12.68
Program Components			Factor												
Skating Skills			2.50		3.00	3.50	2.75	3.25							3.13
			0.00		0.00	0.00	0.00	0.00							
Performance			2.50		3.25	3.75	3.25	3.25							3.38
Judges Total Program Component Score (factored)														16.28	

Deductions															0.00
-------------------	--	--	--	--	--	--	--	--	--	--	--	--	--	--	-------------

< Under-rotated jump << Downgraded jump

Rank	Name	Nation	Starting Number	Total Segment Score	Total Element Score	Program Score (factored)	Total Component Score (factored)	Total Deductions
2	Tudor-Dominic ANDREI	ROU	1	23.18	9.83		14.85	1.50

#	Executed Elements	Info	Base Value	GOE	J1	J2	J3	J4	J5	J6	J7	J8	J9	Ref	Scores of Panel
1	2S		1.30	0.00	0	0	0	0							1.30
2	2S+2T<<	<<	1.70	-0.40	-2	-2	-2	-2							1.30
3	CCoSp2		2.50	0.38	0	1	1	1							2.88
4	2Lo<<	<<	0.50	-0.20	-2	-2	-2	-2							0.30
5	1A+2Lo<<	<<	1.60	-0.45	-2	-3	-2	-2							1.15
6	StSqB		1.50	-0.90	-3	-3	-3	-3							0.60
7	CSSp2		2.30	0.00	0	0	0	0							2.30
			11.40												9.83
Program Components			Factor												
Skating Skills			2.50		2.75	3.25	3.00	2.75							2.94
			0.00		0.00	3.00	0.00	0.00							3.00
Performance			2.50		2.50	3.50	3.00	3.00							3.00
Judges Total Program Component Score (factored)														14.85	

Deductions	Time violation: -1.00	Falls: -0.50													-1.50
-------------------	-----------------------	--------------	--	--	--	--	--	--	--	--	--	--	--	--	--------------

<< Downgraded jump

Golden Bear 2017

BASIC NOVICES A BOYS FREE SKATING

JUDGES DETAILS PER SKATER

Rank	Name	Nation	Starting Number	Total Segment Score	Total Element Score	Program Score (factored)	Total Component Score (factored)	Total Deductions
3	Dhiyab ALDARMAKI	UAE	2	20.33	7.07		13.76	0.50

#	Executed Elements	Info	Base Value	GOE	J1	J2	J3	J4	J5	J6	J7	J8	J9	Ref	Scores of Panel	
1	1A		1.10	0.10	0	0	1	1							1.20	
2	2Lo<	<	1.30	-0.90	-3	-3	-3	-3							0.40	
3	CoSp2V		1.50	-0.23	-1	-1	-1	0							1.27	
4	2S+2T		2.60	0.00	0	0	0	0							2.60	
5	2T<<	<<	0.40	-0.30	-3	-3	-3	-3							0.10	
6	StSqB		1.50	0.00	0	0	0	0							1.50	
7	CCoSp2V*	*	0.00	0.00	-	-	-	-							0.00	
			8.40												7.07	
Program Components				Factor												
Skating Skills				2.50	2.50	3.00	2.75	2.50								2.69
				0.00	0.00	0.00	0.00	0.00								
Performance				2.50	2.25	3.25	3.00	2.75								2.81
Judges Total Program Component Score (factored)															13.76	

Deductions	Falls: -0.50	-0.50
-------------------	--------------	--------------

< Under-rotated jump << Downgraded jump * Invalid element

Rank	Name	Nation	Starting Number	Total Segment Score	Total Element Score	Program Score (factored)	Total Component Score (factored)	Total Deductions
4	Raphael BORICS	AUT	4	19.82	8.69		13.13	2.00

#	Executed Elements	Info	Base Value	GOE	J1	J2	J3	J4	J5	J6	J7	J8	J9	Ref	Scores of Panel	
1	2F<	<	1.40	-0.90	-3	-3	-3	-3							0.50	
2	2Lz<	<	1.50	-0.90	-3	-3	-3	-3							0.60	
3	CCoSp2V		2.00	-0.23	-1	0	-1	-1							1.77	
4	1A		1.10	-0.60	-3	-3	-3	-3							0.50	
5	2S+2Lo<<	<<	1.80	-0.60	-3	-3	-3	-3							1.20	
6	StSq1		1.80	-0.23	0	-1	-1	-1							1.57	
7	CSSp2		2.30	0.25	1	1	0	0							2.55	
			11.90												8.69	
Program Components				Factor												
Skating Skills				2.50	2.75	2.75	2.75	2.75								2.75
				0.00	0.00	0.00	0.00	0.00								
Performance				2.50	2.00	2.50	2.75	2.75								2.50
Judges Total Program Component Score (factored)															13.13	

Deductions	Falls: -2.00	-2.00
-------------------	--------------	--------------

< Under-rotated jump << Downgraded jump

printed: 30.10.2017. 9:47:47

Golden Bear 2017

BASIC NOVICES A I GIRLS

Velesajam	26 lis 2017	Free Skating
------------------	-------------	--------------

Size of Skating Area	:	30m*60m
Ice Conditions	:	very good
Number of Entries	:	32
Number of Participants	:	32

Entry Withdrawn	:	
-----------------	---	--

Free Skating			
Duration	:	2:30	+ - 10 Sec.
Segment Factor	:	1,00	
Program Component Factors		Skating Skills	2.50
		Performance	2.50

Golden Bear 2017

PANEL OF JUDGES

BASIC NOVICES A I GIRLS - FREE SKATING

Officials

Technical Controller	Ms. Maja LIPOVSCAK	CRO
Technical Specialist	Mr. Tomislav MIKULANDRIC	CRO
Assistant Technical Specialist	Ms. Ivona REPE	CRO

Judges

Referee	Ms. Lovorka KODRIN	CRO
Judges	Ms. Veronique GOSSELIN	CAN
	Mr. Josip CEROVAC	CRO
	Ms. Halla BJORG SIGURTHORSDOTTIR	ISL
	Ms. Mateja AVBRECHT	SLO

Data/Replay Operator

	Mr. Tomislav BISCAN	CRO
	Ms. Ozana MILJKOVIC	CRO

Golden Bear 2017

RESULTS

BASIC NOVICES A I GIRLS FINAL RESULT

Pl.	Name		Nation	Total Score	FS
1	Cintia SZABO		HUN	36.68	1
2	Lili KRIZSANOVSKI	SKSE	HUN	36.64	2
3	Aurora MARINO		ITA	36.51	3
4	Karia NELLA		ITA	35.72	4
5	Julija LOVRENCIC		SLO	34.89	5
6	Pia SMID	BLD	SLO	31.92	6
7	Julia KROLL	DKB	AUT	31.67	7
8	Melanija MENCINGER	DKB	SLO	30.47	8
9	Lara CASTELLI STIMPFL		ITA	29.43	9
10	Miriam HAIDINGER		AUT	28.20	10
11	Clementine GUILLOU	DYN	FRA	27.08	11
12	Ylenia CARRARO		ITA	27.01	12
13	Greta POMARICO		ITA	26.70	13
14	Tija Ota PUSNIK		SLO	24.91	14
15	Stella RISTIC	CEL	SLO	24.83	15
16	Greta LEZUO	KRI	CRO	24.45	16
17	Ema VIDOVIC HRUSTL		ITA	24.12	17
18	Reka MEZEI	CEL	SLO	24.12	17
19	Maja LOGAR		HUN	24.10	18
20	Ziva BRACUN	CEL	SLO	22.88	19
21	Ana KRALJ	CEL	SLO	22.37	20
22	Paola BUTKOVIC	SBL	SLO	21.85	21
23	Jasmina SKELIC	LDA	CRO	21.81	22
24	Nika KATANICA	CEL	SLO	21.63	23
25	Szonja SKENDEROVIC	LDA	CRO	21.23	24
26	Anna RUSS		HUN	20.56	25
27	Anja SREDIC	DYN	AUT	20.12	26
28	Ivana KRMPOTIC	LDA	CRO	19.92	27
29	Ziva BRAJLIH NOVOSEL	LDA	CRO	19.48	28
30	Sara DJORDIC	BLD	SLO	19.08	29
31	Katrin PAGON	ART	CRO	18.73	30
32	Paola MANDIC		SLO	13.14	31
		MED	CRO	10.54	32

Ms. Lovorka KODRIN CRO

Referee

Printed: 10/26/2017 6:39:43PM

Ms. Maja LIPOVSCAK CRO

Technical Controller

BASIC NOVICES A I GIRLS

RESULT DETAILS FREE SKATING

Pl.	Name	Nation	Total Segment Score =	Total Element Score +	Tot. Prog. Comp. Score * +	SS	PE			Deduct. -	
1	Cintia SZABO	HUN	36.68	16.83	19.85	4.00	0.00	3.94	0.00	0.00	0.00
2	Lili KRIZSANOVSKI	HUN	36.64	18.21	18.93	3.69	0.00	3.88	0.00	0.00	0.50
3	Aurora MARINO	ITA	36.51	17.60	18.91	3.81	0.00	3.75	0.00	0.00	0.00
4	Karia NELLA	ITA	35.72	15.86	19.86	4.13	0.00	3.81	0.00	0.00	0.00
5	Julija LOVRENCIC	SLO	34.89	17.54	17.35	3.50	0.00	3.44	0.00	0.00	0.00
6	Pia SMID	SLO	31.92	16.29	15.63	3.19	0.00	3.06	0.00	0.00	0.00
7	Julia KROLL	AUT	31.67	16.01	15.66	3.13	0.00	3.13	0.00	0.00	0.00
8	Melanija MENCINGER	SLO	30.47	14.84	15.63	3.25	0.00	3.00	0.00	0.00	0.00
9	Lara CASTELLI STIMPFL	ITA	29.43	13.95	15.48	3.06	0.00	3.13	0.00	0.00	0.00
10	Miriam HAIDINGER	AUT	28.20	14.17	14.53	3.00	0.00	2.81	0.00	0.00	0.50
11	Clementine GUILLOU	FRA	27.08	11.75	15.33	3.13	0.00	3.00	0.00	0.00	0.00
12	Ylenia CARRARO	ITA	27.01	12.51	15.00	2.94	0.00	3.06	0.00	0.00	0.50
13	Greta POMARICO	ITA	26.70	12.67	14.53	2.81	0.00	3.00	0.00	0.00	0.50
14	Tija Ota PUSNIK	SLO	24.91	11.45	13.46	2.63	0.00	2.75	0.00	0.00	0.00
15	Stella RISTIC	CRO	24.83	11.77	14.06	2.81	0.00	2.81	0.00	0.00	1.00
16	Greta LEZUO	ITA	24.45	11.17	13.28	2.56	0.00	2.75	0.00	0.00	0.00
17	Ema VIDOVIC HRUSTL	SLO	24.12	10.66	13.46	2.63	0.00	2.75	0.00	0.00	0.00
18	Reka MEZEI	HUN	24.10	10.49	13.61	2.63	0.00	2.81	0.00	0.00	0.00
19	Maja LOGAR	SLO	22.88	11.00	11.88	2.31	0.00	2.44	0.00	0.00	0.00
20	Ziva BRACUN	SLO	22.37	9.74	13.13	2.69	0.00	2.56	0.00	0.00	0.50
21	Ana KRALJ	SLO	21.85	11.09	11.26	2.25	0.00	2.25	0.00	0.00	0.50
22	Paola BUTKOVIC	CRO	21.81	9.16	12.65	2.50	0.00	2.56	0.00	0.00	0.00
23	Jasmina SKELIC	SLO	21.63	10.67	10.96	2.25	0.00	2.13	0.00	0.00	0.00
24	Nika KATANICA	CRO	21.23	8.75	12.98	2.44	0.00	2.75	0.00	0.00	0.50
25	Szonja SKENDEROVIC	HUN	20.56	8.98	11.58	2.25	0.00	2.38	0.00	0.00	0.00
26	Anna RUSS	AUT	20.12	8.14	12.98	2.69	0.00	2.50	0.00	0.00	1.00
27	Anja SREDIC	CRO	19.92	8.19	11.73	2.44	0.00	2.25	0.00	0.00	0.00
28	Ivana KRMPOTIC	CRO	19.48	8.07	11.41	2.25	0.00	2.31	0.00	0.00	0.00
29	Ziva BRAJLIH NOVOSEL	SLO	19.08	9.25	10.33	2.19	0.00	1.94	0.00	0.00	0.50
30	Sara DJORDIC	CRO	18.73	7.62	11.11	2.19	0.00	2.25	0.00	0.00	0.00

BASIC NOVICES A I GIRLS

RESULT DETAILS FREE SKATING

Pl.	Name	Nation	Total Segment Score	Total Element Score	Tot. Prog. Comp. Score *	SS	PE				Deduct.
			=	+	+						-
31	Katrin PAGON	SLO	13.14	6.11	7.03	1.56	0.00	1.25	0.00	0.00	0.00
32	Paola MANDIC	CRO	10.54	3.69	7.35	1.50	0.00	1.44	0.00	0.00	0.50

SS = Skating Skills

* = factored score

PE = Performance

Printed: 30.10.2017. 10:00:50

Golden Bear 2017

BASIC NOVICES A | GIRLS FREE SKATING

JUDGES DETAILS PER SKATER

Rank	Name	Nation	Starting Number	Total Segment Score	Total Element Score	Program Score (factored)	Total Component Score (factored)	Total Deductions
1	Cintia SZABO	HUN	31	36.68	16.83		19.85	0.00

#	Executed Elements	Info	Base Value	GOE	J1	J2	J3	J4	J5	J6	J7	J8	J9	Ref	Scores of Panel	
1	2Lz		2.10	-0.15	0	0	-1	-1							1.95	
2	2A<<	<<	1.10	-0.55	-3	-3	-3	-2							0.55	
3	2Lz+2T<	<	3.00	-0.45	-2	-2	-1	-1							2.55	
4	FCSSp2		2.30	0.38	1	1	0	1							2.68	
5	StSq2		2.60	0.25	0	0	1	1							2.85	
6	2F+2T		3.20	0.30	1	1	1	1							3.50	
7	CCoSp2		2.50	0.25	0	0	1	1							2.75	
			16.80												16.83	
Program Components				Factor												
Skating Skills				2.50	3.75	4.00	4.25	4.00							4.00	
				0.00	0.00	0.00	0.00	0.00								
Performance				2.50	3.75	3.75	4.00	4.25								3.94
Judges Total Program Component Score (factored)															19.85	

Deductions															0.00
-------------------	--	--	--	--	--	--	--	--	--	--	--	--	--	--	-------------

< Under-rotated jump << Downgraded jump

Rank	Name	Nation	Starting Number	Total Segment Score	Total Element Score	Program Score (factored)	Total Component Score (factored)	Total Deductions
2	Lili KRIZSANOVSZKI	HUN	30	36.64	18.21		18.93	0.50

#	Executed Elements	Info	Base Value	GOE	J1	J2	J3	J4	J5	J6	J7	J8	J9	Ref	Scores of Panel	
1	2A<<	<<	1.10	-0.60	-3	-3	-3	-3							0.50	
2	2Lz+2Lo		3.90	0.08	0	1	0	0							3.98	
3	2F		1.90	0.15	0	1	0	1							2.05	
4	CSSp2		2.30	0.00	0	0	0	0							2.30	
5	StSq2		2.60	0.38	0	1	1	1							2.98	
6	2Lz+2Lo		3.90	0.00	0	0	0	0							3.90	
7	CCoSp2		2.50	0.00	0	0	0	0							2.50	
			18.20												18.21	
Program Components				Factor												
Skating Skills				2.50	3.75	3.75	3.75	3.50							3.69	
				0.00	0.00	0.00	0.00	0.00								
Performance				2.50	3.50	4.25	4.00	3.75								3.88
Judges Total Program Component Score (factored)															18.93	

Deductions	Falls: -0.50														-0.50
-------------------	--------------	--	--	--	--	--	--	--	--	--	--	--	--	--	--------------

<< Downgraded jump

Golden Bear 2017

BASIC NOVICES A | GIRLS FREE SKATING

JUDGES DETAILS PER SKATER

Rank	Name	Nation	Starting Number	Total Segment Score	Total Element Score	Program Score (factored)	Total Component Score (factored)	Total Deductions
3	Aurora MARINO	ITA	17	36.51	17.60		18.91	0.00

#	Executed Elements	Info	Base Value	GOE	J1	J2	J3	J4	J5	J6	J7	J8	J9	Ref	Scores of Panel
1	2Lz	!	2.10	-0.30	-1	-1	-1	-1							1.80
2	1A+2Lo		2.90	-0.30	-1	-1	-1	-1							2.60
3	2F+2Lo<		3.20	-0.15	-1	0	-1	0							3.05
4	StSq2		2.60	0.00	0	0	0	0							2.60
5	CSSp2		2.30	0.38	1	0	1	1							2.68
6	2Lz		2.10	-0.23	-1	0	0	-2							1.87
7	CCoSp2		2.50	0.50	0	2	1	1							3.00
			17.70												17.60
Program Components			Factor												
Skating Skills			2.50		4.00	3.75	3.75	3.75					3.81		
			0.00		0.00	0.00	0.00	0.00							
Performance			2.50		3.50	4.00	3.75	3.75					3.75		
Judges Total Program Component Score (factored)														18.91	

Deductions	0.00
-------------------	-------------

< Under-rotated jump ! Not clear edge

Rank	Name	Nation	Starting Number	Total Segment Score	Total Element Score	Program Score (factored)	Total Component Score (factored)	Total Deductions
4	Karia NELLA	ITA	1	35.72	15.86		19.86	0.00

#	Executed Elements	Info	Base Value	GOE	J1	J2	J3	J4	J5	J6	J7	J8	J9	Ref	Scores of Panel
1	2Lo+2T		3.10	-0.45	-2	-2	-1	-1							2.65
2	2S+2T		2.60	0.10	0	1	1	0							2.70
3	CSSp2		2.30	0.50	1	1	1	1							2.80
4	2Lo		1.80	0.08	0	0	0	1							1.88
5	StSq1		1.80	0.38	1	0	1	1							2.18
6	1A		1.10	0.05	0	0	0	1							1.15
7	FCCoSp2		2.50	0.00	0	0	0	0							2.50
			15.20												15.86
Program Components			Factor												
Skating Skills			2.50		4.75	4.00	4.00	3.75					4.13		
			0.00		0.00	0.00	0.00	0.00							
Performance			2.50		4.00	3.75	3.75	3.75					3.81		
Judges Total Program Component Score (factored)														19.86	

Deductions	0.00
-------------------	-------------

Rank	Name	Nation	Starting Number	Total Segment Score	Total Element Score	Program Score (factored)	Total Component Score (factored)	Total Deductions
5	Julija LOVRENCIC	SLO	9	34.89	17.54		17.35	0.00

#	Executed Elements	Info	Base Value	GOE	J1	J2	J3	J4	J5	J6	J7	J8	J9	Ref	Scores of Panel
1	1A+2Lo		2.90	0.08	0	1	0	0							2.98
2	FCCoSp2		2.50	0.38	1	0	1	1							2.88
3	StSq2		2.60	0.50	1	1	1	1							3.10
4	2F		1.90	0.00	0	0	0	0							1.90
5	2Lz	!	2.10	-0.45	-2	-1	-2	-1							1.65
6	2F+1Lo		2.40	0.08	0	0	0	1							2.48
7	CSSp2		2.30	0.25	1	1	0	0							2.55
			16.70												17.54
Program Components			Factor												
Skating Skills			2.50		3.50	3.75	3.25	3.50					3.50		
			0.00		0.00	0.00	0.00	0.00							
Performance			2.50		3.00	3.75	3.50	3.50					3.44		
Judges Total Program Component Score (factored)														17.35	

Deductions	0.00
-------------------	-------------

! Not clear edge

Golden Bear 2017

BASIC NOVICES A | GIRLS FREE SKATING

JUDGES DETAILS PER SKATER

Rank	Name	Nation	Starting Number	Total Segment Score	Total Element Score	Program Score (factored)	Total Component Score (factored)	Total Deductions
6	Pia SMID	SLO	13	31.92	16.29		15.63	0.00

#	Executed Elements	Info	Base Value	GOE	J1	J2	J3	J4	J5	J6	J7	J8	J9	Ref	Scores of Panel
1	2Lz+2Lo		3.90	-0.08	-1	0	0	0							3.82
2	2F+2Lo<	<	3.20	-0.45	-1	-2	-2	-1							2.75
3	CSSp2		2.30	0.00	0	0	0	0							2.30
4	2Lz		2.10	-0.08	-1	0	0	0							2.02
5	StSq1		1.80	0.00	0	0	0	0							1.80
6	1A		1.10	0.00	0	0	0	0							1.10
7	CCoSp2		2.50	0.00	0	0	0	0							2.50
			16.90												16.29
Program Components			Factor												
Skating Skills			2.50		3.50	3.00	3.00	3.25							3.19
			0.00		0.00	0.00	0.00	0.00							
Performance			2.50		3.25	2.75	3.00	3.25							3.06
Judges Total Program Component Score (factored)															15.63

Deductions	0.00
-------------------	-------------

< Under-rotated jump

Rank	Name	Nation	Starting Number	Total Segment Score	Total Element Score	Program Score (factored)	Total Component Score (factored)	Total Deductions
7	Julia KROLL	AUT	5	31.67	16.01		15.66	0.00

#	Executed Elements	Info	Base Value	GOE	J1	J2	J3	J4	J5	J6	J7	J8	J9	Ref	Scores of Panel
1	2Lz+2T		3.40	-0.08	-1	0	0	0							3.32
2	2F+2Lo<	<	3.20	-0.38	-2	-2	-1	0							2.82
3	1A		1.10	0.05	1	0	0	0							1.15
4	CSSp2		2.30	-0.08	0	0	-1	0							2.22
5	2Lz		2.10	-0.15	-1	-1	0	0							1.95
6	StSq1		1.80	0.00	0	0	0	0							1.80
7	CCoSp2		2.50	0.25	0	0	1	1							2.75
			16.40												16.01
Program Components			Factor												
Skating Skills			2.50		2.75	3.50	3.00	3.25							3.13
			0.00		0.00	0.00	0.00	0.00							
Performance			2.50		2.50	3.50	3.25	3.25							3.13
Judges Total Program Component Score (factored)															15.66

Deductions	0.00
-------------------	-------------

< Under-rotated jump

Golden Bear 2017

BASIC NOVICES A | GIRLS FREE SKATING

JUDGES DETAILS PER SKATER

Rank	Name	Nation	Starting Number	Total Segment Score	Total Element Score	Program Score (factored)	Total Component Score (factored)	Total Deductions
8	Melanija MENCINGER	SLO	20	30.47	14.84		15.63	0.00

#	Executed Elements	Info	Base Value	GOE	J1	J2	J3	J4	J5	J6	J7	J8	J9	Ref	Scores of Panel
1	2T+2Lo		3.10	0.23	0	1	1	1							3.33
2	1A		1.10	0.00	0	0	0	0							1.10
3	2Lz	!	2.10	-0.45	-2	-2	-1	-1							1.65
4	FCSSp2		2.30	-0.23	-1	-1	-1	0							2.07
5	StSq2		2.60	-0.13	0	-1	0	0							2.47
6	2F+2Lo<<	<<	2.40	-0.53	-2	-3	-1	-1							1.87
7	CCoSp2		2.50	-0.15	-1	0	-1	0							2.35
			16.10												14.84
Program Components			Factor												
Skating Skills			2.50		3.25	3.50	3.00	3.25							3.25
Performance			0.00		0.00	0.00	0.00	0.00							3.00
Judges Total Program Component Score (factored)			2.50		3.00	3.00	2.75	3.25							15.63

Deductions	0.00
-------------------	-------------

<< Downgraded jump ! Not clear edge

Rank	Name	Nation	Starting Number	Total Segment Score	Total Element Score	Program Score (factored)	Total Component Score (factored)	Total Deductions
9	Lara CASTELLI STIMPFL	ITA	24	29.43	13.95		15.48	0.00

#	Executed Elements	Info	Base Value	GOE	J1	J2	J3	J4	J5	J6	J7	J8	J9	Ref	Scores of Panel
1	2Lze+1Lo	e	2.00	-0.60	-2	-2	-2	-2							1.40
2	2F		1.90	-0.23	0	-1	-1	-1							1.67
3	CCoSp2		2.50	0.00	0	0	0	0							2.50
4	2Lz+2Lo	!	3.90	-0.30	-1	-1	-1	-1							3.60
5	FSSp2		2.30	0.13	0	0	1	0							2.43
6	StSq1		1.80	-0.60	-2	-2	-2	-2							1.20
7	1A		1.10	0.05	1	0	0	0							1.15
			15.50												13.95
Program Components			Factor												
Skating Skills			2.50		2.75	3.00	3.25	3.25							3.06
Performance			0.00		0.00	0.00	0.00	0.00							3.13
Judges Total Program Component Score (factored)			2.50		3.00	3.25	3.25	3.00							15.48

Deductions	0.00
-------------------	-------------

e Wrong edge ! Not clear edge

Golden Bear 2017

BASIC NOVICES A | GIRLS FREE SKATING

JUDGES DETAILS PER SKATER

Rank	Name	Nation	Starting Number	Total Segment Score	Total Element Score	Program Score (factored)	Total Component Score (factored)	Total Deductions
10	Miriam HAIDINGER	AUT	16	28.20	14.17		14.53	0.50

#	Executed Elements	Info	Base Value	GOE	J1	J2	J3	J4	J5	J6	J7	J8	J9	Ref	Scores of Panel
1	2Lo+2Lo		3.60	0.00	0	0	0	0							3.60
2	1A		1.10	0.00	0	0	0	0							1.10
3	2Lz<+2T	<	2.80	-0.53	-2	-2	-2	-1							2.27
4	SSp2		1.60	0.38	0	1	1	1							1.98
5	2F		1.90	-0.90	-3	-3	-3	-3							1.00
6	CCoSp2		2.50	-0.08	-1	0	0	0							2.42
7	StSq1		1.80	0.00	0	0	0	0							1.80
			15.30												14.17
Program Components				Factor											
Skating Skills				2.50	3.00	3.25	3.00	2.75							3.00
				0.00	0.00	0.00	0.00	0.00							
Performance				2.50	2.50	3.25	3.00	2.50							2.81
Judges Total Program Component Score (factored)															14.53

Deductions	Falls: -0.50	-0.50
-------------------	--------------	--------------

< Under-rotated jump

Rank	Name	Nation	Starting Number	Total Segment Score	Total Element Score	Program Score (factored)	Total Component Score (factored)	Total Deductions
11	Clementine GUILLOU	FRA	8	27.08	11.75		15.33	0.00

#	Executed Elements	Info	Base Value	GOE	J1	J2	J3	J4	J5	J6	J7	J8	J9	Ref	Scores of Panel
1	2Lo		1.80	0.00	0	0	0	0							1.80
2	CCoSp2		2.50	0.38	0	1	1	1							2.88
3	1A+2T		2.40	-0.40	-2	-2	-2	-2							2.00
4	2Lo		1.80	-0.53	-1	-2	-2	-2							1.27
5	1S		0.40	-0.23	-2	-2	-3	-2							0.17
6	2S*+1T*	*	0.00	0.00	-	-	-	-							0.00
7	StSq1		1.80	0.13	0	0	0	1							1.93
8	FSSp2		2.30	-0.60	-2	-2	-2	-2							1.70
			13.00												11.75
Program Components				Factor											
Skating Skills				2.50	3.25	3.50	3.00	2.75							3.13
				0.00	0.00	0.00	0.00	0.00							
Performance				2.50	3.00	3.50	2.50	3.00							3.00
Judges Total Program Component Score (factored)															15.33

Deductions		0.00
-------------------	--	-------------

* Invalid element

Golden Bear 2017

BASIC NOVICES A | GIRLS FREE SKATING

JUDGES DETAILS PER SKATER

Rank	Name	Nation	Starting Number	Total Segment Score	Total Element Score	Program Component Score (factored)	Total Deductions
12	Ylenia CARRARO	ITA	25	27.01	12.51	15.00	0.50

#	Executed Elements	Info	Base Value	GOE	J1	J2	J3	J4	J5	J6	J7	J8	J9	Ref	Scores of Panel
1	2Lo+1A+SEQ		2.32	0.00	0	0	0	0							2.32
2	2S		1.30	0.00	0	0	0	0							1.30
3	CSSp2		2.30	0.38	0	1	1	1							2.68
4	2Lo		1.80	-0.08	0	-1	0	0							1.72
5	CoSp2		2.00	-0.83	-2	-3	-3	-3							1.17
6	StSq1		1.80	-0.08	-1	0	0	0							1.72
7	1A+1Lo		1.60	0.00	0	0	0	0							1.60
			13.12												12.51
Program Components			Factor												
Skating Skills			2.50		3.00	2.75	3.00	3.00						2.94	
			0.00		0.00	0.00	0.00	0.00							
Performance			2.50		3.25	2.75	3.00	3.25						3.06	
Judges Total Program Component Score (factored)													15.00		

Deductions	Falls: -0.50	-0.50
-------------------	--------------	--------------

Rank	Name	Nation	Starting Number	Total Segment Score	Total Element Score	Program Component Score (factored)	Total Deductions
13	Greta POMARICO	ITA	10	26.70	12.67	14.53	0.50

#	Executed Elements	Info	Base Value	GOE	J1	J2	J3	J4	J5	J6	J7	J8	J9	Ref	Scores of Panel
1	2Lo		1.80	0.00	0	0	0	0							1.80
2	1A+2Lo		2.90	0.00	0	0	0	0							2.90
3	CSSp2		2.30	0.00	0	0	0	0							2.30
4	2S		1.30	-0.60	-3	-3	-3	-3							0.70
5	2S+1A+SEQ		1.92	0.00	0	0	0	0							1.92
6	StSqB		1.50	0.00	0	0	0	0							1.50
7	CCoSp1		2.00	-0.45	-1	-2	-2	-1							1.55
			13.72												12.67
Program Components			Factor												
Skating Skills			2.50		2.75	3.00	2.75	2.75						2.81	
			0.00		0.00	0.00	0.00	0.00							
Performance			2.50		3.00	3.50	2.50	3.00						3.00	
Judges Total Program Component Score (factored)													14.53		

Deductions	Falls: -0.50	-0.50
-------------------	--------------	--------------

Rank	Name	Nation	Starting Number	Total Segment Score	Total Element Score	Program Component Score (factored)	Total Deductions
14	Tija Ota PUSNIK	SLO	26	24.91	11.45	13.46	0.00

#	Executed Elements	Info	Base Value	GOE	J1	J2	J3	J4	J5	J6	J7	J8	J9	Ref	Scores of Panel
1	1A+2T<	<	2.00	-0.30	-2	-2	-1	-1							1.70
2	2F<	<	1.40	-0.38	-1	-2	-1	-1							1.02
3	2Lo+2T<	<	2.70	-0.53	-2	-2	-2	-1							2.17
4	CCoSp1		2.00	-0.23	-1	-1	-1	0							1.77
5	2Lo<	<	1.30	-0.38	-1	-2	-1	-1							0.92
6	CSSp2		2.30	-0.15	-1	-1	0	0							2.15
7	StSq1		1.80	-0.08	-1	0	0	0							1.72
			13.50												11.45
Program Components			Factor												
Skating Skills			2.50		2.25	3.00	2.50	2.75						2.63	
			0.00		0.00	0.00	0.00	0.00							
Performance			2.50		2.50	2.75	2.75	3.00						2.75	
Judges Total Program Component Score (factored)													13.46		

Deductions		0.00
-------------------	--	-------------

Golden Bear 2017

BASIC NOVICES A | GIRLS FREE SKATING

JUDGES DETAILS PER SKATER

Rank	Name	Nation	Starting Number	Total Segment Score	Total Element Score	Program Score (factored)	Total Component Score (factored)	Total Deductions
15	Stella RISTIC	CRO	18	24.83	11.77		14.06	1.00

#	Executed Elements	Info	Base Value	GOE	J1	J2	J3	J4	J5	J6	J7	J8	J9	Ref	Scores of Panel
1	StSq1		1.80	0.00	0	0	0	0							1.80
2	2F+2T<	<	2.80	-0.90	-3	-3	-3	-3							1.90
3	FCSSp2		2.30	0.00	0	0	0	0							2.30
4	2Lz<	<	1.50	-0.90	-3	-3	-3	-3							0.60
5	2Lo<	<	1.30	-0.45	-1	-2	-2	-1							0.85
6	2S+1A+SEQ		1.92	-0.10	-1	0	0	-1							1.82
7	CCoSp2		2.50	0.00	0	0	0	0							2.50
			14.12												11.77
Program Components			Factor												
Skating Skills			2.50		2.75	2.75	2.75	3.00							2.81
			0.00		0.00	0.00	0.00	0.00							
Performance			2.50		2.50	3.00	2.75	3.00							2.81
Judges Total Program Component Score (factored)															14.06

Deductions	Falls: -1.00	-1.00
-------------------	--------------	--------------

< Under-rotated jump

Rank	Name	Nation	Starting Number	Total Segment Score	Total Element Score	Program Score (factored)	Total Component Score (factored)	Total Deductions
16	Greta LEZUO	ITA	32	24.45	11.17		13.28	0.00

#	Executed Elements	Info	Base Value	GOE	J1	J2	J3	J4	J5	J6	J7	J8	J9	Ref	Scores of Panel
1	1A+1A+SEQ		1.76	0.00	0	0	0	0							1.76
2	2S+2T<	<	2.20	-0.50	-3	-3	-2	-2							1.70
3	2Lo<	<	1.30	-0.53	-2	-2	-2	-1							0.77
4	CSSp2		2.30	0.05	0	-1	0	1							2.35
5	2T		1.30	-0.20	-1	-1	-1	-1							1.10
6	StSq1		1.80	-0.08	0	0	-1	0							1.72
7	CCoSp2V		2.00	-0.23	-1	0	-1	-1							1.77
			12.66												11.17
Program Components			Factor												
Skating Skills			2.50		3.00	2.75	2.00	2.50							2.56
			0.00		0.00	0.00	0.00	0.00							
Performance			2.50		3.00	3.25	2.25	2.50							2.75
Judges Total Program Component Score (factored)															13.28

Deductions		0.00
-------------------	--	-------------

< Under-rotated jump

Golden Bear 2017

BASIC NOVICES A | GIRLS FREE SKATING

JUDGES DETAILS PER SKATER

Rank	Name	Nation	Starting Number	Total Segment Score	Total Element Score	Program Score (factored)	Total Component Score (factored)	Total Deductions
17	Ema VIDOVIC HRUSTL	SLO	6	24.12	10.66		13.46	0.00

#	Executed Elements	Info	Base Value	GOE	J1	J2	J3	J4	J5	J6	J7	J8	J9	Ref	Scores of Panel
1	1A+2Lo<	<	2.40	-0.75	-3	-3	-2	-2							1.65
2	2S+1A+SEQ		1.92	-0.10	-1	-1	0	0							1.82
3	CCoSp1V		1.70	-0.08	0	0	-1	0							1.62
4	2Lo<	<	1.30	-0.45	-2	-2	-1	-1							0.85
5	StSqB		1.50	-0.23	-1	0	-1	-1							1.27
6	2S		1.30	0.00	0	0	0	0							1.30
7	CSSp2		2.30	-0.15	0	-1	-1	0							2.15
			12.42												10.66
Program Components			Factor												
Skating Skills			2.50		2.50	3.00	2.25	2.75						2.63	
			0.00		0.00	0.00	0.00	0.00							
Performance			2.50		2.75	3.00	2.50	2.75						2.75	
Judges Total Program Component Score (factored)														13.46	

Deductions	0.00
-------------------	-------------

< Under-rotated jump

Rank	Name	Nation	Starting Number	Total Segment Score	Total Element Score	Program Score (factored)	Total Component Score (factored)	Total Deductions
18	Reka MEZEI	HUN	11	24.10	10.49		13.61	0.00

#	Executed Elements	Info	Base Value	GOE	J1	J2	J3	J4	J5	J6	J7	J8	J9	Ref	Scores of Panel
1	2Lo+1T		2.20	-0.53	-2	-1	-2	-2							1.67
2	2F+1A+SEQ		2.40	-0.08	-1	0	0	0							2.32
3	2F<	<	1.40	-0.53	-1	-2	-2	-2							0.87
4	2Lze	e	1.50	-0.83	-3	-3	-3	-2							0.67
5	CSSp2		2.30	-0.08	0	0	-1	0							2.22
6	StSqB		1.50	-0.38	-2	-1	-1	-1							1.12
7	CCoSp1		2.00	-0.38	-1	-1	-2	-1							1.62
			13.30												10.49
Program Components			Factor												
Skating Skills			2.50		2.25	3.25	2.50	2.50						2.63	
			0.00		0.00	0.00	0.00	0.00							
Performance			2.50		3.00	3.25	2.50	2.50						2.81	
Judges Total Program Component Score (factored)														13.61	

Deductions	0.00
-------------------	-------------

< Under-rotated jump e Wrong edge

Rank	Name	Nation	Starting Number	Total Segment Score	Total Element Score	Program Score (factored)	Total Component Score (factored)	Total Deductions
19	Maja LOGAR	SLO	2	22.88	11.00		11.88	0.00

#	Executed Elements	Info	Base Value	GOE	J1	J2	J3	J4	J5	J6	J7	J8	J9	Ref	Scores of Panel
1	1A+1Lo		1.60	0.00	0	0	0	0							1.60
2	CUSp2		2.00	0.13	1	0	0	0							2.13
3	1A+1Lo		1.60	0.00	0	0	0	0							1.60
4	2S		1.30	-0.20	-1	-1	-1	-1							1.10
5	StSqB		1.50	-0.10	-1	-2	0	1							1.40
6	CCoSp2		2.50	-0.38	-1	-2	-1	-1							2.12
7	2S		1.30	-0.25	-1	-2	-1	-1							1.05
			11.80												11.00
Program Components			Factor												
Skating Skills			2.50		2.00	2.50	2.25	2.50						2.31	
			0.00		0.00	0.00	0.00	0.00							
Performance			2.50		2.25	2.75	2.25	2.50						2.44	
Judges Total Program Component Score (factored)														11.88	

Deductions	0.00
-------------------	-------------

Golden Bear 2017

BASIC NOVICES A | GIRLS FREE SKATING

JUDGES DETAILS PER SKATER

Rank	Name	Nation	Starting Number	Total Segment Score	Total Element Score	Program Score (factored)	Total Component Score (factored)	Total Deductions
20	Ziva BRACUN	SLO	21	22.37	9.74		13.13	0.50

#	Executed Elements	Info	Base Value	GOE	J1	J2	J3	J4	J5	J6	J7	J8	J9	Ref	Scores of Panel
1	2F<	<	1.40	-0.45	-2	-2	-1	-1							0.95
2	1A+2Lo<<	<<	1.60	-0.40	-2	-2	-2	-2							1.20
3	2S+1A+SEQ		1.92	-0.10	-1	-1	0	0							1.82
4	StSqB		1.50	-0.08	-1	0	0	0							1.42
5	2Lo		1.80	-0.15	-1	-1	0	0							1.65
6	CoSp1		1.70	-0.90	-3	-3	-3	-3							0.80
7	CSSp1		1.90	0.00	0	0	0	0							1.90
			11.82												9.74
Program Components			Factor												
Skating Skills			2.50		2.25	3.00	2.50	3.00							2.69
			0.00		0.00	0.00	0.00	0.00							
Performance			2.50		2.00	2.75	2.50	3.00							2.56
Judges Total Program Component Score (factored)															13.13

Deductions	Falls: -0.50	-0.50
-------------------	--------------	--------------

< Under-rotated jump << Downgraded jump

Rank	Name	Nation	Starting Number	Total Segment Score	Total Element Score	Program Score (factored)	Total Component Score (factored)	Total Deductions
21	Ana KRALJ	SLO	29	21.85	11.09		11.26	0.50

#	Executed Elements	Info	Base Value	GOE	J1	J2	J3	J4	J5	J6	J7	J8	J9	Ref	Scores of Panel
1	CSSp2		2.30	0.13	1	0	0	0							2.43
2	2S+2T<<	<<	1.70	-0.55	-3	-3	-3	-2							1.15
3	1A+1A+SEQ		1.76	-0.05	0	0	-1	0							1.71
4	2S		1.30	-0.20	-1	-1	-1	-1							1.10
5	CCoSp2		2.50	-0.15	0	-1	-1	0							2.35
6	StSq1		1.80	-0.15	0	-1	-1	0							1.65
7	2T		1.30	-0.60	-3	-3	-3	-3							0.70
			12.66												11.09
Program Components			Factor												
Skating Skills			2.50		2.50	2.50	1.75	2.25							2.25
			0.00		0.00	0.00	0.00	0.00							
Performance			2.50		2.25	2.50	1.75	2.50							2.25
Judges Total Program Component Score (factored)															11.26

Deductions	Falls: -0.50	-0.50
-------------------	--------------	--------------

<< Downgraded jump

Golden Bear 2017

BASIC NOVICES A | GIRLS FREE SKATING

JUDGES DETAILS PER SKATER

Rank	Name	Nation	Starting Number	Total Segment Score	Total Element Score	Program Score (factored)	Total Component Score (factored)	Total Deductions
22	Paola BUTKOVIC	CRO	4	21.81	9.16		12.65	0.00

#	Executed Elements	Info	Base Value	GOE	J1	J2	J3	J4	J5	J6	J7	J8	J9	Ref	Scores of Panel
1	2S<+1A+SEQ	<	1.60	-0.30	-2	-2	-1	-1							1.30
2	StSqB		1.50	-0.23	-1	-1	-1	0							1.27
3	1A+1Lo		1.60	-0.05	-1	0	0	0							1.55
4	CCoSp1		2.00	-0.30	0	-2	-1	-1							1.70
5	2F<	<	1.40	-0.68	-2	-3	-2	-2							0.72
6	2S<	<	0.90	-0.35	-2	-2	-2	-1							0.55
7	CSSp2		2.30	-0.23	-1	-1	0	-1							2.07
			11.30												9.16
Program Components			Factor												
Skating Skills			2.50		2.25	3.00	2.50	2.25							2.50
			0.00		0.00	0.00	0.00	0.00							
Performance			2.50		2.50	3.00	2.50	2.25							2.56
Judges Total Program Component Score (factored)															12.65

Deductions	0.00
-------------------	-------------

< Under-rotated jump

Rank	Name	Nation	Starting Number	Total Segment Score	Total Element Score	Program Score (factored)	Total Component Score (factored)	Total Deductions
23	Jasmina SKELIC	SLO	23	21.63	10.67		10.96	0.00

#	Executed Elements	Info	Base Value	GOE	J1	J2	J3	J4	J5	J6	J7	J8	J9	Ref	Scores of Panel
1	2S		1.30	-0.50	-2	-3	-2	-3							0.80
2	2F<<+1T	<<	0.90	-0.23	-2	-2	-2	-3							0.67
3	1A+2T<	<	2.00	-0.30	-2	-2	-1	-1							1.70
4	CCSp1		2.00	-0.23	-1	-1	-1	0							1.77
5	2S		1.30	0.00	0	0	0	0							1.30
6	CCoSp2		2.50	0.00	0	0	0	0							2.50
7	StSq1		1.80	0.13	0	0	1	0							1.93
			11.80												10.67
Program Components			Factor												
Skating Skills			2.50		2.00	2.50	2.00	2.50							2.25
			0.00		0.00	0.00	0.00	0.00							
Performance			2.50		2.00	2.25	2.00	2.25							2.13
Judges Total Program Component Score (factored)															10.96

Deductions	0.00
-------------------	-------------

< Under-rotated jump << Downgraded jump

Golden Bear 2017

BASIC NOVICES A | GIRLS FREE SKATING

JUDGES DETAILS PER SKATER

Rank	Name	Nation	Starting Number	Total Segment Score	Total Element Score	Program Score (factored)	Total Component Score (factored)	Total Deductions
24	Nika KATANICA	CRO	33	21.23	8.75		12.98	0.50

#	Executed Elements	Info	Base Value	GOE	J1	J2	J3	J4	J5	J6	J7	J8	J9	Ref	Scores of Panel
1	2S<+2T<<	<<	1.30	-0.45	-3	-3	-2	-1							0.85
2	FCCoSp2		2.50	0.05	-1	1	0	0							2.55
3	StSq1		1.80	-0.23	0	-3	0	0							1.57
4	2Lo<<	<<	0.50	-0.30	-3	-3	-3	-3							0.20
5	2S<	<	0.90	-0.35	-1	-2	-3	-1							0.55
6	1A<+2T<<	<<	1.20	-0.60	-3	-3	-3	-3							0.60
7	CSSp2		2.30	0.13	1	0	0	0							2.43
			10.50												8.75
Program Components			Factor												
Skating Skills			2.50		2.75	2.50	2.25	2.25					2.44		
Performance			0.00		0.00	0.00	0.00	0.00					2.75		
Judges Total Program Component Score (factored)			2.50		3.25	3.00	2.25	2.50					12.98		

Deductions	Falls: -0.50	-0.50
-------------------	--------------	--------------

< Under-rotated jump << Downgraded jump

Rank	Name	Nation	Starting Number	Total Segment Score	Total Element Score	Program Score (factored)	Total Component Score (factored)	Total Deductions
25	Szonja SKENDEROVIC	HUN	14	20.56	8.98		11.58	0.00

#	Executed Elements	Info	Base Value	GOE	J1	J2	J3	J4	J5	J6	J7	J8	J9	Ref	Scores of Panel
1	2T		1.30	-0.30	-2	-1	-1	-2							1.00
2	2Lo<	<	1.30	-0.53	-2	-2	-2	-1							0.77
3	2T+1A+SEQ		1.92	-0.20	-1	-1	-1	-1							1.72
4	2Lo+1T		2.20	-0.30	-1	-1	-1	-1							1.90
5	SSp1		1.30	-0.60	-2	-2	-2	-2							0.70
6	StSqB		1.50	-0.38	-2	-1	-1	-1							1.12
7	CCoSp1		2.00	-0.23	-2	0	-1	0							1.77
			11.52												8.98
Program Components			Factor												
Skating Skills			2.50		1.75	2.50	2.50	2.25					2.25		
Performance			0.00		0.00	0.00	0.00	0.00					2.38		
Judges Total Program Component Score (factored)			2.50		2.25	2.50	2.25	2.50					11.58		

Deductions		0.00
-------------------	--	-------------

< Under-rotated jump

Golden Bear 2017

BASIC NOVICES A | GIRLS FREE SKATING

JUDGES DETAILS PER SKATER

Rank	Name	Nation	Starting Number	Total Segment Score	Total Element Score	Program Score (factored)	Total Component Score (factored)	Total Deductions
26	Anna RUSS	AUT	27	20.12	8.14		12.98	1.00

#	Executed Elements	Info	Base Value	GOE	J1	J2	J3	J4	J5	J6	J7	J8	J9	Ref	Scores of Panel
1	2Lo		1.80	-0.90	-3	-3	-3	-3							0.90
2	1A+2T<	<	2.00	-0.60	-3	-3	-3	-3							1.40
3	CSSp2		2.30	-0.15	-1	-1	0	0							2.15
4	2Lz<<	!	0.60	-0.28	-3	-3	-3	-2							0.32
5	StSq1		1.80	-0.15	-1	0	-1	0							1.65
6	2Lo		1.80	-0.08	0	-1	0	0							1.72
7	CoSp		0.00	0.00	-	-	-	-							0.00
			10.30												8.14
Program Components			Factor												
Skating Skills				2.50	3.00	2.75	2.50	2.50						2.69	
				0.00	0.00	0.00	0.00	0.00							
Performance				2.50	2.50	2.50	2.75						2.50		
Judges Total Program Component Score (factored)														12.98	

Deductions	Falls: -1.00	-1.00
-------------------	--------------	--------------

< Under-rotated jump << Downgraded jump ! Not clear edge

Rank	Name	Nation	Starting Number	Total Segment Score	Total Element Score	Program Score (factored)	Total Component Score (factored)	Total Deductions
27	Anja SREDIC	CRO	19	19.92	8.19		11.73	0.00

#	Executed Elements	Info	Base Value	GOE	J1	J2	J3	J4	J5	J6	J7	J8	J9	Ref	Scores of Panel
1	1A+2T<<	<<	1.50	-0.50	-3	-3	-2	-2							1.00
2	CCoSp2		2.50	-0.08	0	-1	0	0							2.42
3	2S		1.30	-0.20	-1	-1	-1	-1							1.10
4	2S<+SEQ+1A*	*	0.72	-0.40	-2	-3	-1	-2							0.32
5	CSSp1		1.90	0.00	0	0	0	0							1.90
6	StSqB		1.50	-0.30	-2	-2	0	0							1.20
7	2Lo<<	<<	0.50	-0.25	-3	-3	-2	-2							0.25
			9.92												8.19
Program Components			Factor												
Skating Skills				2.50	2.25	2.50	2.50	2.50						2.44	
				0.00	0.00	0.00	0.00	0.00							
Performance				2.50	2.00	2.50	2.25	2.25						2.25	
Judges Total Program Component Score (factored)														11.73	

Deductions		0.00
-------------------	--	-------------

< Under-rotated jump << Downgraded jump * Invalid element

Golden Bear 2017

BASIC NOVICES A | GIRLS FREE SKATING

JUDGES DETAILS PER SKATER

Rank	Name	Nation	Starting Number	Total Segment Score	Total Element Score	Program Score (factored)	Total Component Score (factored)	Total Deductions
31	KATRIN PAGON	SLO	22	13.14	6.11		7.03	0.00

#	Executed Elements	Info	Base Value	GOE	J1	J2	J3	J4	J5	J6	J7	J8	J9	Ref	Scores of Panel
1	1F+1Lo		1.00	0.00	0	0	0	0							1.00
2	2Lo<<	<<	0.50	-0.30	-3	-3	-3	-3							0.20
3	1F+1Lo		1.00	0.00	0	0	0	0							1.00
4	FSSp2		2.30	-0.38	-2	-1	-2	0							1.92
5	StSqB		1.50	-0.68	-3	-2	-2	-2							0.82
6	1A<<	<<	0.00	0.00	-	-	-	-							0.00
7	CCoSp1V		1.70	-0.53	-2	-1	-2	-2							1.17
			8.00												6.11
Program Components			Factor												
Skating Skills			2.50		1.50	2.00	1.00	1.75							1.56
			0.00		0.00	0.00	0.00	0.00							
Performance			2.50		1.00	1.75	0.75	1.50							1.25
Judges Total Program Component Score (factored)															7.03

Deductions															0.00
-------------------	--	--	--	--	--	--	--	--	--	--	--	--	--	--	-------------

<< Downgraded jump

Rank	Name	Nation	Starting Number	Total Segment Score	Total Element Score	Program Score (factored)	Total Component Score (factored)	Total Deductions
32	PAOLA MANDIC	CRO	3	10.54	3.69		7.35	0.50

#	Executed Elements	Info	Base Value	GOE	J1	J2	J3	J4	J5	J6	J7	J8	J9	Ref	Scores of Panel
1	1A		1.10	-0.25	-1	-2	-1	-1							0.85
2	SSp		0.00	0.00	-	-	-	-							0.00
3	2S<<	<<	0.40	-0.30	-3	-3	-3	-3							0.10
4	CoSp		0.00	0.00	-	-	-	-							0.00
5	1A		1.10	-0.30	-1	-2	-1	-2							0.80
6	StSqB		1.50	-0.53	-2	-2	-2	-1							0.97
7	1F+1Lo		1.00	-0.03	0	0	0	-1							0.97
			5.10												3.69
Program Components			Factor												
Skating Skills			2.50		1.50	2.00	1.25	1.25							1.50
			0.00		0.00	0.00	0.00	0.00							
Performance			2.50		1.25	1.75	1.50	1.25							1.44
Judges Total Program Component Score (factored)															7.35

Deductions	Falls: -0.50														-0.50
-------------------	--------------	--	--	--	--	--	--	--	--	--	--	--	--	--	--------------

<< Downgraded jump

Golden Bear 2017

BASIC NOVICES A II GIRLS

Velesajam	26 lis 2017	Free Skating
------------------	-------------	--------------

Size of Skating Area	:	30m*60m
Ice Conditions	:	very good
Number of Entries	:	22
Number of Participants	:	22

Entry Withdrawn	:	
-----------------	---	--

Free Skating			
Duration	:	2:30	+ - 10 Sec.
Segment Factor	:	1,00	
Program Component Factors		Skating Skills	2.50
		Performance	2.50

Golden Bear 2017

PANEL OF JUDGES

BASIC NOVICES A II GIRLS - FREE SKATING

Officials

Technical Controller	Ms. Maja LIPOVSCAK	CRO
Technical Specialist	Ms. Sandra PAVICIC	CRO
Assistant Technical Specialist	Mr. Tomislav MIKULANDRIC	CRO

Judges

Referee	Ms. Lovorka KODRIN	CRO
Judges	Ms. Veronique GOSSELIN	CAN
	Ms. Mirna GRUBISIC	CRO
	Ms. Halla BJORG SIGURTHORSDDOTTIR	ISL
	Ms. Mateja AVBRECHT	SLO

Data/Replay Operator

	Mr. Tomislav BISCAN	CRO
	Ms. Ozana MILJKOVIC	CRO

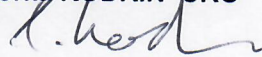
Golden Bear 2017

RESULTS

BASIC NOVICES A II GIRLS FINAL RESULT

Pl. Name		Nation	Total Score	FS
1 Paola JURISIC	SAK	AUT	40.21	1
2 Katinka ZSEMBERY	SKSE	HUN	37.49	2
3 Ursa SUHADOLC	SBL	SLO	34.62	3
4 Elea MARECHAL		FRA	33.57	4
5 Laura COLLINI		ITA	31.89	5
6 Aurora PEZZO		ITA	30.76	6
7 Sofia MOGLIOTTI		ITA	30.74	7
8 Arabella SEAR-WATKINS		GBR	29.67	8
9 Maksima KRIVIC	JES	SLO	29.19	9
10 Taja DOVGAN	CEL	SLO	28.41	10
11 Nevia Ana MEDIC	MDV	CRO	28.19	11
12 Lea DJULABIC	LDA	CRO	27.43	12
13 Silvia ZANIN		ITA	26.12	13
14 Angelica LA MANNA		ITA	23.38	14
15 Iva JELAVIC	LDA	CRO	21.64	15
16 Hana LEBAN	CEL	SLO	20.22	16
17 Hana PAJIC	JES	SLO	20.05	17
18 Ajda HRUSOVAR	CEL	SLO	19.25	18
19 Lili BUDAK	KRI	CRO	18.23	19
20 Ina GABRIC	LDA	CRO	13.99	20
21 Grusa CEMOSA		SLO	12.77	21
22 Helena TRBOJEVIC	MDV	CRO	11.31	22

Ms. Lovorka KODRIN CRO

Referee 

Printed: 10/26/2017 8:48:45PM

Ms. Maja LIPOVSCAK CRO

Technical Controller 

BASIC NOVICES A II GIRLS

RESULT DETAILS FREE SKATING

Pl.	Name	Nation	Total Segment Score =	Total Element Score +	Tot. Prog. Comp. Score * +	SS	PE			Deduct. -	
1	Paola JURISIC	AUT	40.21	20.51	19.70	3.94	0.00	3.94	0.00	0.00	0.00
2	Katinka ZSEMBERY	HUN	37.49	17.36	20.63	4.00	0.00	4.25	0.00	0.00	0.50
3	Ursa SUHADOLC	SLO	34.62	15.86	18.76	3.75	0.00	3.75	0.00	0.00	0.00
4	Elea MARECHAL	FRA	33.57	16.22	17.35	3.44	0.00	3.50	0.00	0.00	0.00
5	Laura COLLINI	ITA	31.89	14.41	17.98	3.69	0.00	3.50	0.00	0.00	0.50
6	Aurora PEZZO	ITA	30.76	15.28	15.48	3.00	0.00	3.19	0.00	0.00	0.00
7	Sofia MOGLIOTTI	ITA	30.74	13.74	17.50	3.50	0.00	3.50	0.00	0.00	0.50
8	Arabella SEAR-WATKINS	GBR	29.67	12.32	17.35	3.50	0.00	3.44	0.00	0.00	0.00
9	Maksima KRIVIC	SLO	29.19	14.21	15.48	3.13	0.00	3.06	0.00	0.00	0.50
10	Taja DOVGAN	SLO	28.41	13.63	15.78	3.25	0.00	3.06	0.00	0.00	1.00
11	Nevia Ana MEDIC	CRO	28.19	13.06	15.63	2.94	0.00	3.31	0.00	0.00	0.50
12	Lea DJULABIC	CRO	27.43	13.23	14.70	3.00	0.00	2.88	0.00	0.00	0.50
13	Silvia ZANIN	ITA	26.12	11.72	14.40	2.88	0.00	2.88	0.00	0.00	0.00
14	Angelica LA MANNA	ITA	23.38	10.95	13.93	2.88	0.00	2.69	0.00	0.00	1.50
15	Iva JELAVIC	CRO	21.64	8.68	13.46	2.69	0.00	2.69	0.00	0.00	0.50
16	Hana LEBAN	SLO	20.22	9.16	11.56	2.31	0.00	2.31	0.00	0.00	0.50
17	Hana PAJIC	SLO	20.05	9.52	12.03	2.56	0.00	2.25	0.00	0.00	1.50
18	Ajda HRUSOVAR	SLO	19.25	8.69	11.56	2.31	0.00	2.31	0.00	0.00	1.00
19	Lili BUDAK	CRO	18.23	7.65	11.58	2.19	0.00	2.44	0.00	0.00	1.00
20	Ina GABRIC	CRO	13.99	5.09	9.40	1.88	0.00	1.88	0.00	0.00	0.50
21	Grusa CEMOSA	SLO	12.77	5.24	9.53	2.06	0.00	1.75	0.00	0.00	2.00
22	Helena TRBOJEVIC	CRO	11.31	2.73	9.08	1.69	0.00	1.94	0.00	0.00	0.50

SS = Skating Skills

PE = Performance

* = factored score

Printed: 30.10.2017. 10:00:55

Golden Bear 2017

BASIC NOVICES A II GIRLS FREE SKATING

JUDGES DETAILS PER SKATER

Rank	Name	Nation	Starting Number	Total Segment Score	Total Element Score	Program Score (factored)	Total Deductions
4	Elea MARECHAL	FRA	9	33.57	16.22	17.35	0.00

#	Executed Elements	Info	Base Value	GOE	J1	J2	J3	J4	J5	J6	J7	J8	J9	Ref	Scores of Panel
1	1A+2Lo		2.90	-0.23	-1	-1	-1	0							2.67
2	2F+2Lo		3.70	-0.15	-1	-1	0	0							3.55
3	CCoSp2		2.50	0.38	0	1	1	1							2.88
4	2F		1.90	-0.30	-1	-1	-1	-1							1.60
5	FCSSp2		2.30	-0.08	-1	0	0	0							2.22
6	StSq1		1.80	0.25	1	0	0	1							2.05
7	2S		1.30	-0.05	-1	0	0	0							1.25
			16.40												16.22
Program Components			Factor												
Skating Skills			2.50		3.75	3.25	3.25	3.50					3.44		
			0.00		0.00	0.00	0.00	0.00							
Performance			2.50		3.50	3.75	3.25	3.50					3.50		
Judges Total Program Component Score (factored)													17.35		

Deductions		0.00
-------------------	--	-------------

Rank	Name	Nation	Starting Number	Total Segment Score	Total Element Score	Program Component Score (factored)	Total Deductions
5	Laura COLLINI	ITA	14	31.89	14.41	17.98	0.50

#	Executed Elements	Info	Base Value	GOE	J1	J2	J3	J4	J5	J6	J7	J8	J9	Ref	Scores of Panel
1	1A+1A+SEQ		1.76	0.15	0	1	1	1							1.91
2	2T+2T		2.60	0.10	1	1	0	0							2.70
3	CSSp2		2.30	0.50	1	1	1	1							2.80
4	2F		1.90	-0.90	-3	-3	-3	-3							1.00
5	2Lo		1.80	-0.23	-1	-1	-1	0							1.57
6	StSq1		1.80	0.00	0	0	0	0							1.80
7	FCCoSp2		2.50	0.13	0	0	0	1							2.63
			14.66												14.41
Program Components			Factor												
Skating Skills			2.50		3.50	3.75	4.25	3.25					3.69		
			0.00		0.00	0.00	0.00	0.00							
Performance			2.50		3.75	3.50	3.25	3.50					3.50		
Judges Total Program Component Score (factored)													17.98		

Deductions	Falls: -0.50	-0.50
-------------------	--------------	--------------

Rank	Name	Nation	Starting Number	Total Segment Score	Total Element Score	Program Component Score (factored)	Total Deductions
6	Aurora PEZZO	ITA	4	30.76	15.28	15.48	0.00

#	Executed Elements	Info	Base Value	GOE	J1	J2	J3	J4	J5	J6	J7	J8	J9	Ref	Scores of Panel
1	2Lz		2.10	-0.30	-1	-1	-1	-1							1.80
2	2F		1.90	-0.68	-2	-3	-2	-2							1.22
3	StSqB		1.50	0.13	0	0	0	1							1.63
4	CSp2		1.80	0.50	1	1	1	1							2.30
5	2Lo+2Lo		3.60	-0.30	-1	-1	-1	-1							3.30
6	1A+2T		2.40	0.00	0	0	0	0							2.40
7	CCoSp2		2.50	0.13	0	0	1	0							2.63
			15.80												15.28
Program Components			Factor												
Skating Skills			2.50		2.75	2.50	3.50	3.25					3.00		
			0.00		0.00	0.00	0.00	0.00							
Performance			2.50		3.25	2.75	3.50	3.25					3.19		
Judges Total Program Component Score (factored)													15.48		

Deductions		0.00
-------------------	--	-------------

Golden Bear 2017

BASIC NOVICES A II GIRLS FREE SKATING

JUDGES DETAILS PER SKATER

Rank	Name	Nation	Starting Number	Total Segment Score	Total Element Score	Program Score (factored)	Total Component Score (factored)	Total Deductions
7	Sofia MOGLIOTTI	ITA	13	30.74	13.74		17.50	0.50

#	Executed Elements	Info	Base Value	GOE	J1	J2	J3	J4	J5	J6	J7	J8	J9	Ref	Scores of Panel
1	1A		1.10	0.10	0	0	1	1							1.20
2	2Lz+2Lo<	<	3.40	-0.90	-3	-3	-3	-3							2.50
3	2F		1.90	-0.53	-1	-2	-2	-2							1.37
4	2Lz+1Lo<	<	2.50	-0.45	-2	-2	-1	-1							2.05
5	CCoSp2		2.50	0.00	0	0	0	0							2.50
6	StSq1		1.80	0.50	1	1	1	1							2.30
7	CSSp1		1.90	-0.08	-1	0	0	0							1.82
			15.10												13.74
Program Components			Factor												
Skating Skills			2.50		3.50	3.50	3.75	3.25							3.50
Performance			0.00		0.00	0.00	0.00	0.00							3.50
Judges Total Program Component Score (factored)			2.50		3.00	3.75	4.00	3.25							17.50

Deductions	Falls: -0.50	-0.50
-------------------	--------------	--------------

< Under-rotated jump

Rank	Name	Nation	Starting Number	Total Segment Score	Total Element Score	Program Score (factored)	Total Component Score (factored)	Total Deductions
8	Arabella SEAR-WATKINS	GBR	1	29.67	12.32		17.35	0.00

#	Executed Elements	Info	Base Value	GOE	J1	J2	J3	J4	J5	J6	J7	J8	J9	Ref	Scores of Panel
1	2Lz+2T<	<	3.00	-0.68	-2	-2	-3	-2							2.32
2	2F		1.90	0.00	0	0	0	0							1.90
3	CSSp		0.00	0.00	-	-	-	-							0.00
4	StSq1		1.80	-0.08	-1	0	0	0							1.72
5	2Lz+2Lo<	<	3.40	-0.45	-2	-2	-1	-1							2.95
6	1A		1.10	-0.55	-3	-3	-3	-2							0.55
7	CCoSp2		2.50	0.38	0	1	1	1							2.88
			13.70												12.32
Program Components			Factor												
Skating Skills			2.50		3.25	3.75	3.75	3.25							3.50
Performance			0.00		0.00	0.00	0.00	0.00							3.44
Judges Total Program Component Score (factored)			2.50		3.00	4.00	3.50	3.25							17.35

Deductions		0.00
-------------------	--	-------------

< Under-rotated jump

Golden Bear 2017

BASIC NOVICES A II GIRLS FREE SKATING

JUDGES DETAILS PER SKATER

Rank	Name	Nation	Starting Number	Total Segment Score	Total Element Score	Program Score (factored)	Total Component Score (factored)	Total Deductions
9	Maksima KRIVIC	SLO	19	29.19	14.21		15.48	0.50

#	Executed Elements	Info	Base Value	GOE	J1	J2	J3	J4	J5	J6	J7	J8	J9	Ref	Scores of Panel
1	2Lze<	e	1.40	-0.90	-3	-3	-3	-3							0.50
2	2F+2Lo		3.70	-0.15	0	0	-2	0							3.55
3	2Lze+1A+SEQ	e	2.08	-0.60	-2	-2	-2	-2							1.48
4	2F		1.90	-0.08	0	0	-1	0							1.82
5	CCoSp2		2.50	0.13	0	0	0	1							2.63
6	StSqB		1.50	0.13	1	0	0	0							1.63
7	CSSp2		2.30	0.30	1	-1	1	1							2.60
			15.38												14.21
Program Components			Factor												
Skating Skills			2.50		3.25	3.50	2.75	3.00							3.13
Performance			0.00		0.00	0.00	0.00	0.00							3.06
Judges Total Program Component Score (factored)			2.50		3.25	3.25	2.75	3.00							15.48

Deductions	Falls: -0.50	-0.50
-------------------	--------------	--------------

< Under-rotated jump e Wrong edge

Rank	Name	Nation	Starting Number	Total Segment Score	Total Element Score	Program Score (factored)	Total Component Score (factored)	Total Deductions
10	Taja DOVGAN	SLO	11	28.41	13.63		15.78	1.00

#	Executed Elements	Info	Base Value	GOE	J1	J2	J3	J4	J5	J6	J7	J8	J9	Ref	Scores of Panel
1	CCoSp2		2.50	0.25	1	0	1	0							2.75
2	1A		1.10	0.20	1	1	1	1							1.30
3	2Lz		2.10	-0.90	-3	-3	-3	-3							1.20
4	2Lz		2.10	-0.38	-2	-1	-1	-1							1.72
5	StSq1		1.80	0.13	0	0	1	0							1.93
6	2F+2Lo<	<	3.20	-0.90	-3	-3	-3	-3							2.30
7	CSSp2		2.30	0.13	0	0	1	0							2.43
			15.10												13.63
Program Components			Factor												
Skating Skills			2.50		3.25	3.50	3.25	3.00							3.25
Performance			0.00		0.00	0.00	0.00	0.00							3.06
Judges Total Program Component Score (factored)			2.50		2.75	3.00	3.25	3.25							15.78

Deductions	Falls: -1.00	-1.00
-------------------	--------------	--------------

< Under-rotated jump

Golden Bear 2017

BASIC NOVICES A II GIRLS FREE SKATING

JUDGES DETAILS PER SKATER

Rank	Name	Nation	Starting Number	Total Segment Score	Total Element Score	Program Score (factored)	Total Component Score (factored)	Total Deductions
11	Nevia Ana MEDIC	CRO	18	28.19	13.06		15.63	0.50

#	Executed Elements	Info	Base Value	GOE	J1	J2	J3	J4	J5	J6	J7	J8	J9	Ref	Scores of Panel
1	2Lo+2Lo		3.60	-0.08	0	-1	0	0							3.52
2	CSSp2		2.30	0.25	0	0	1	1							2.55
3	2Lz		2.10	-0.15	-1	0	-1	0							1.95
4	2A<<	<<	1.10	-0.60	-3	-3	-3	-3							0.50
5	StSqB		1.50	0.00	0	0	0	0							1.50
6	2F<<+2T<<	<<	0.90	-0.28	-3	-3	-3	-2							0.62
7	CCoSp2		2.50	-0.08	-1	0	0	0							2.42
			14.00												13.06
Program Components			Factor												
Skating Skills			2.50		2.75	3.00	2.75	3.25					2.94		
Performance			0.00		0.00	0.00	0.00	0.00					3.31		
Judges Total Program Component Score (factored)			2.50		3.00	3.50	3.50	3.25					15.63		

Deductions	Falls: -0.50	-0.50
-------------------	--------------	--------------

<< Downgraded jump

Rank	Name	Nation	Starting Number	Total Segment Score	Total Element Score	Program Score (factored)	Total Component Score (factored)	Total Deductions
12	Lea DJULABIC	CRO	12	27.43	13.23		14.70	0.50

#	Executed Elements	Info	Base Value	GOE	J1	J2	J3	J4	J5	J6	J7	J8	J9	Ref	Scores of Panel
1	2F+1A+SEQ		2.40	0.00	0	0	0	0							2.40
2	CCoSp2		2.50	0.00	0	0	0	0							2.50
3	2Lz		2.10	-0.38	-1	-2	-1	-1							1.72
4	1A		1.10	0.00	0	0	0	0							1.10
5	StSq1		1.80	-0.23	0	0	0	-3							1.57
6	2F+2Lo<<	<<	2.40	-0.68	-3	-3	-3	0							1.72
7	CSSp2		2.30	-0.08	0	0	-1	0							2.22
			14.60												13.23
Program Components			Factor												
Skating Skills			2.50		3.00	3.25	2.75	3.00					3.00		
Performance			0.00		0.00	0.00	0.00	0.00					2.88		
Judges Total Program Component Score (factored)			2.50		3.25	3.00	2.25	3.00					14.70		

Deductions	Falls: -0.50	-0.50
-------------------	--------------	--------------

<< Downgraded jump

Golden Bear 2017

BASIC NOVICES A II GIRLS FREE SKATING

JUDGES DETAILS PER SKATER

Rank	Name	Nation	Starting Number	Total Segment Score	Total Element Score	Program Score (factored)	Total Component Score (factored)	Total Deductions
16	Hana LEBAN	SLO	15	20.22	9.16		11.56	0.50

#	Executed Elements	Info	Base Value	GOE	J1	J2	J3	J4	J5	J6	J7	J8	J9	Ref	Scores of Panel
1	1A+1A+SEQ		1.76	0.00	0	0	0	0							1.76
2	2Lo		1.80	-0.90	-3	-3	-3	-3							0.90
3	2S		1.30	-0.10	-1	0	-1	0							1.20
4	StSqB		1.50	0.00	0	0	0	0							1.50
5	CCoSpB		1.70	-0.15	-1	-1	0	0							1.55
6	2S+1T		1.70	-0.30	-2	-1	-2	-1							1.40
7	SSp1		1.30	-0.45	-2	-1	-2	-1							0.85
			11.06												9.16
Program Components			Factor												
Skating Skills				2.50	2.00	2.50	2.25	2.50							2.31
				0.00	0.00	0.00	0.00								
Performance				2.50	1.75	2.50	2.50	2.50							2.31
Judges Total Program Component Score (factored)															11.56

Deductions	Falls: -0.50	-0.50
-------------------	--------------	--------------

Rank	Name	Nation	Starting Number	Total Segment Score	Total Element Score	Program Score (factored)	Total Component Score (factored)	Total Deductions
17	Hana PAJIC	SLO	7	20.05	9.52		12.03	1.50

#	Executed Elements	Info	Base Value	GOE	J1	J2	J3	J4	J5	J6	J7	J8	J9	Ref	Scores of Panel
1	Lz		0.00	0.00	-	-	-	-							0.00
2	2Lz<+2Lo<	<	2.80	-0.90	-3	-3	-3	-3							1.90
3	1A		1.10	-0.05	-1	0	0	0							1.05
4	CSSp2		2.30	-0.15	-1	-1	0	0							2.15
5	2F<	<	1.40	-0.90	-3	-3	-3	-3							0.50
6	StSqB		1.50	-0.08	0	0	-1	0							1.42
7	CCoSp2		2.50	0.00	0	0	0	0							2.50
			11.60												9.52
Program Components			Factor												
Skating Skills				2.50	2.50	2.75	2.50	2.50							2.56
				0.00	0.00	0.00	0.00								
Performance				2.50	2.25	2.50	1.75	2.50							2.25
Judges Total Program Component Score (factored)															12.03

Deductions	Falls: -1.50	-1.50
-------------------	--------------	--------------

< Under-rotated jump

Rank	Name	Nation	Starting Number	Total Segment Score	Total Element Score	Program Score (factored)	Total Component Score (factored)	Total Deductions
18	Ajda HRUSOVAR	SLO	6	19.25	8.69		11.56	1.00

#	Executed Elements	Info	Base Value	GOE	J1	J2	J3	J4	J5	J6	J7	J8	J9	Ref	Scores of Panel
1	CCoSp2		2.50	-0.08	-1	0	0	0							2.42
2	1A+2Lo<<	<<	1.60	-0.60	-3	-3	-3	-3							1.00
3	2F<<	<<	0.50	-0.25	-3	-3	-2	-2							0.25
4	StSqB		1.50	-0.30	-1	-1	-2	0							1.20
5	2S+2Lo<<	<<	1.80	-0.60	-3	-3	-3	-3							1.20
6	2S<	<	0.90	-0.35	-2	-2	-2	-1							0.55
7	CSSp2		2.30	-0.23	-1	-1	-1	0							2.07
			11.10												8.69
Program Components			Factor												
Skating Skills				2.50	1.75	2.50	2.50	2.50							2.31
				0.00	0.00	0.00	0.00								
Performance				2.50	2.00	2.25	2.50	2.50							2.31
Judges Total Program Component Score (factored)															11.56

Deductions	Falls: -1.00	-1.00
-------------------	--------------	--------------

< Under-rotated jump << Downgraded jump

Golden Bear 2017

BASIC NOVICES A II GIRLS FREE SKATING

JUDGES DETAILS PER SKATER

Rank	Name	Nation	Starting Number	Total Segment Score	Total Element Score	Program Score (factored)	Total Component Score (factored)	Total Deductions
19	Lili BUDAK	CRO	16	18.23	7.65		11.58	1.00

#	Executed Elements	Info	Base Value	GOE	J1	J2	J3	J4	J5	J6	J7	J8	J9	Ref	Scores of Panel
1	FSSp1		2.00	-0.53	-2	-2	-2	-1							1.47
2	1A+1Lo		1.60	-0.15	-1	-1	-1	0							1.45
3	2S<	<	0.90	-0.60	-3	-3	-3	-3							0.30
4	StSqB		1.50	-0.23	0	-2	-1	0							1.27
5	2Lo<<	<<	0.50	-0.30	-3	-3	-3	-3							0.20
6	1Lze+1A+SEQ	e	1.28	-0.45	-2	-2	-3	-2							0.83
7	CCoSp1		2.00	0.13	0	0	1	0							2.13
			9.78												7.65
Program Components			Factor												
Skating Skills				2.50	2.25	2.25	2.25	2.00							2.19
Performance				0.00	0.00	0.00	0.00	0.00							2.44
Judges Total Program Component Score (factored)														11.58	

Deductions	Falls: -1.00	-1.00
-------------------	--------------	--------------

< Under-rotated jump << Downgraded jump e Wrong edge

Rank	Name	Nation	Starting Number	Total Segment Score	Total Element Score	Program Score (factored)	Total Component Score (factored)	Total Deductions
20	Ina GABRIC	CRO	8	13.99	5.09		9.40	0.50

#	Executed Elements	Info	Base Value	GOE	J1	J2	J3	J4	J5	J6	J7	J8	J9	Ref	Scores of Panel
1	2S<<+1A<+SEQ	<<	0.96	-0.60	-3	-3	-3	-3							0.36
2	SSp1		1.30	-0.68	-3	-2	-2	-2							0.62
3	StSqB		1.50	-0.38	-1	-2	-2	0							1.12
4	2Lo<<	<<	0.50	-0.28	-3	-3	-3	-2							0.22
5	1A+1Lo		1.60	-0.10	-1	-1	0	0							1.50
6	2S<<	<<	0.40	-0.30	-3	-3	-3	-3							0.10
7	CCoSp1V		1.70	-0.53	-2	-2	-2	-1							1.17
			7.96												5.09
Program Components			Factor												
Skating Skills				2.50	1.75	1.75	1.75	2.25							1.88
Performance				0.00	0.00	0.00	0.00	0.00							1.88
Judges Total Program Component Score (factored)														9.40	

Deductions	Falls: -0.50	-0.50
-------------------	--------------	--------------

< Under-rotated jump << Downgraded jump

Golden Bear 2017

BASIC NOVICES A II GIRLS FREE SKATING

JUDGES DETAILS PER SKATER

Rank	Name	Nation	Starting Number	Total Segment Score	Total Element Score	Program Score (factored)	Total Component Score (factored)	Total Deductions
21	Grusa CEMOSA	SLO	20	12.77	5.24		9.53	2.00

#	Executed Elements	Info	Base Value	GOE	J1	J2	J3	J4	J5	J6	J7	J8	J9	Ref	Scores of Panel
1	2Lo<	<	1.30	-0.90	-3	-3	-3	-3							0.40
2	CCoSp1		2.00	0.05	-1	0	1	0							2.05
3	StSqB		1.50	-0.08	0	-1	0	0							1.42
4	2S		1.30	-0.60	-3	-3	-3	-3							0.70
5	2Lo<<	<<	0.50	-0.30	-3	-3	-3	-3							0.20
6	2S*	*	0.00	0.00	-	-	-	-							0.00
7	SSp1		1.30	-0.83	-3	-3	-3	-2							0.47
			7.90												5.24
Program Components			Factor												
Skating Skills			2.50		1.75	2.00	2.25	2.25							2.06
			0.00		0.00	0.00	0.00	0.00							
Performance			2.50		1.25	1.50	2.00	2.25							1.75
Judges Total Program Component Score (factored)												9.53			

Deductions	Falls: -2.00	-2.00
-------------------	--------------	--------------

< Under-rotated jump << Downgraded jump * Invalid element

Rank	Name	Nation	Starting Number	Total Segment Score	Total Element Score	Program Score (factored)	Total Component Score (factored)	Total Deductions
22	Helena TRBOJEVIC	CRO	3	11.31	2.73		9.08	0.50

#	Executed Elements	Info	Base Value	GOE	J1	J2	J3	J4	J5	J6	J7	J8	J9	Ref	Scores of Panel
1	1A<<	<<	0.00	0.00	-	-	-	-							0.00
2	1Lz	!	0.60	-0.13	-2	0	-2	-1							0.47
3	SSp		0.00	0.00	-	-	-	-							0.00
4	StSqB		1.50	-0.23	-1	-1	-1	0							1.27
5	2S<<+1A<<+SEQ	<<	0.32	-0.30	-3	-3	-3	-3							0.02
6	CCoSp		0.00	0.00	-	-	-	-							0.00
7	1Lz+1Lo	!	1.10	-0.13	-2	-1	-2	0							0.97
			3.52												2.73
Program Components			Factor												
Skating Skills			2.50		1.50	2.00	1.75	1.50							1.69
			0.00		0.00	0.00	0.00	0.00							
Performance			2.50		1.75	2.25	1.75	2.00							1.94
Judges Total Program Component Score (factored)												9.08			

Deductions	Falls: -0.50	-0.50
-------------------	--------------	--------------

<< Downgraded jump ! Not clear edge

printed: 30.10.2017. 9:48:53

Golden Bear 2017

CUBS BOYS

Velesajam	26 lis 2017	Free Skating
------------------	-------------	--------------

Size of Skating Area	:	30m*60m
Ice Conditions	:	very good
Number of Entries	:	4
Number of Participants	:	4

Entry Withdrawn	:	
-----------------	---	--

Free Skating			
Duration	:	2:00	+ - 10 Sec.
Segment Factor	:	1,00	
Program Component Factors		Skating Skills	2.50
		Performance	2.50

Golden Bear 2017

PANEL OF JUDGES

CUBS BOYS - FREE SKATING

Officials

Technical Controller	Ms. Antica GRUBISIC	CRO
Technical Specialist	Mr. Tomislav MIKULANDRIC	CRO
Assistant Technical Specialist	Ms. Ivona REPE	CRO

Judges

Referee	Mr. Josip CEROVAC	CRO
Judges	Ms. Sara ANTONINI	CRO
	Ms. Maja LIPOVSCAK	CRO
	Ms. Mateja AVBRECHT	SLO
	Ms. Denise GALLANDAT	SUI

Data/Replay Operator


	Mr. Tomislav BISCAN	CRO
	Ms. Lana PETRANOVIC	CRO

Golden Bear 2017

RESULTS

CUBS BOYS FINAL RESULT

Pl. Name		Nation	Total Score	FS
1 Norbert GEDIKE	LDA	CRO	21.69	1
2 Petar MIKLENIC	KRI	CRO	16.61	2
3 Noel BABIC	LDA	CRO	14.62	3
4 Jan CIZIC	MDV	CRO	10.24	4



Mr. Josip CEROVAC CRO

Referee

Printed: 10/26/2017 10:22:06AM

Ms. Antica GRUBISIC CRO

Technical Controller



CUBS BOYS

RESULT DETAILS FREE SKATING

Pl.	Name	Nation	Total Segment Score	Total Element Score	Tot. Prog. Comp. Score *	SS	PE			Deduct.	
			=	+	+					-	
1	Norbert GEDIKE	CRO	21.69	10.43	11.26	2.31	0.00	2.19	0.00	0.00	0.00
2	Petar MIKLENIC	CRO	16.61	7.58	9.53	2.00	0.00	1.81	0.00	0.00	0.50
3	Noel BABIC	CRO	14.62	6.01	8.61	1.63	0.00	1.81	0.00	0.00	0.00
4	Jan CIZIC	CRO	10.24	4.13	6.11	1.13	0.00	1.31	0.00	0.00	0.00

SS = Skating Skills

PE = Performance

* = factored score

Printed: 30.10.2017. 10:00:59

Golden Bear 2017

CUBS BOYS FREE SKATING

JUDGES DETAILS PER SKATER

Rank	Name	Nation	Starting Number	Total Segment Score	Total Element Score	Program Component Score (factored)	Total Deductions
1	Norbert GEDIKE	CRO	4	21.69	10.43	11.26	0.00

#	Executed Elements	Info	Base Value	GOE	J1	J2	J3	J4	J5	J6	J7	J8	J9	Ref	Scores of Panel
1	1A+1Lo		1.60	0.00	0	0	0	0							1.60
2	2S		1.30	-0.60	-3	-3	-3	-3							0.70
3	CCoSp2		2.50	0.38	0	1	1	1							2.88
4	StSqB		1.50	0.13	0	1	0	0							1.63
5	1F+1Lo		1.00	0.00	0	0	0	0							1.00
6	CSSp1		1.90	-0.08	-1	0	0	0							1.82
7	1A		1.10	-0.30	-2	-1	-2	-1							0.80
			10.90												10.43
Program Components			Factor												
Skating Skills				2.50	1.50	2.50	2.50	2.75							2.31
				0.00	0.00	0.00	0.00	0.00							
Performance				2.50	1.25	2.50	2.50	2.50							2.19
Judges Total Program Component Score (factored)															11.26

Deductions															0.00
-------------------	--	--	--	--	--	--	--	--	--	--	--	--	--	--	-------------

Rank	Name	Nation	Starting Number	Total Segment Score	Total Element Score	Program Component Score (factored)	Total Deductions
2	Petar MIKLENIC	CRO	3	16.61	7.58	9.53	0.50

#	Executed Elements	Info	Base Value	GOE	J1	J2	J3	J4	J5	J6	J7	J8	J9	Ref	Scores of Panel
1	2S<	<	0.90	-0.60	-3	-3	-3	-3							0.30
2	1F+1A+SEQ		1.28	-0.20	-1	-1	-1	-1							1.08
3	SSp2		1.60	-0.08	-1	0	0	0							1.52
4	1Lz		0.60	-0.05	-1	0	0	-1							0.55
5	StSqB		1.50	-0.08	0	0	0	-1							1.42
6	1Lz+1A+SEQ		1.36	-0.20	-1	-1	-1	-1							1.16
7	CCoSpB		1.70	-0.15	-1	0	0	-1							1.55
			8.94												7.58
Program Components			Factor												
Skating Skills				2.50	1.50	1.75	2.25	2.50							2.00
				0.00	0.00	0.00	0.00	0.00							
Performance				2.50	1.50	1.50	2.25	2.00							1.81
Judges Total Program Component Score (factored)															9.53

Deductions	Falls: -0.50														-0.50
-------------------	--------------	--	--	--	--	--	--	--	--	--	--	--	--	--	--------------

< Under-rotated jump

Rank	Name	Nation	Starting Number	Total Segment Score	Total Element Score	Program Component Score (factored)	Total Deductions
3	Noel BABIC	CRO	2	14.62	6.01	8.61	0.00

#	Executed Elements	Info	Base Value	GOE	J1	J2	J3	J4	J5	J6	J7	J8	J9	Ref	Scores of Panel
1	1Lz+1Lo		1.10	0.00	0	0	0	0							1.10
2	1A<<	<<	0.00	0.00	-	-	-	-							0.00
3	SSpB		1.10	-0.08	0	0	-1	0							1.02
4	StSqB		1.50	-0.08	-1	0	0	0							1.42
5	1F+1Lo		1.00	0.00	0	0	0	0							1.00
6	1F		0.50	0.00	0	0	0	0							0.50
7	CCoSpBV		1.50	-0.53	-3	-1	-1	-2							0.97
			6.70												6.01
Program Components			Factor												
Skating Skills				2.50	1.25	1.50	1.75	2.00							1.63
				0.00	0.00	0.00	0.00	0.00							
Performance				2.50	1.50	1.50	2.00	2.25							1.81
Judges Total Program Component Score (factored)															8.61

Deductions															0.00
-------------------	--	--	--	--	--	--	--	--	--	--	--	--	--	--	-------------

<< Downgraded jump

Golden Bear 2017

CUBS BOYS FREE SKATING

JUDGES DETAILS PER SKATER

Rank	Name	Nation	Starting Number	Total Segment Score	Total Element Score	Program Score (factored)	Total Component Score (factored)	Total Deductions
4	Jan CIZIC	CRO	1	10.24	4.13		6.11	0.00

#	Executed Elements	Info	Base Value	GOE	J1	J2	J3	J4	J5	J6	J7	J8	J9	Ref	Scores of Panel
1	1S+1Lo		0.90	-0.03	-1	0	0	0							0.87
2	1Lze	e	0.50	-0.23	-3	-1	-2	-3							0.27
3	SSpB		1.10	-0.45	-2	-1	-1	-2							0.65
4	StSqB		1.50	-0.30	-1	-1	-1	-1							1.20
5	1F<+1A<<+SEQ	<<	0.32	-0.30	-3	-3	-3	-3							0.02
6	1Lze	e	0.50	-0.25	-3	-1	-3	-3							0.25
7	CoSpBV		1.10	-0.23	0	-1	-1	-1							0.87
			5.92												4.13
	Program Components			Factor											
	Skating Skills			2.50	1.00	0.75	1.50	1.25							1.13
				0.00	0.00	0.00	0.00	0.00							
	Performance			2.50	1.25	1.25	1.50	1.25							1.31
	Judges Total Program Component Score (factored)														6.11

Deductions	Total
	0.00

< Under-rotated jump << Downgraded jump e Wrong edge

printed: 30.10.2017. 9:49:27

Golden Bear 2017

CUBS I GIRLS

Velesajam	26 lis 2017	Free Skating
------------------	-------------	--------------

Size of Skating Area	:	30m*60m
Ice Conditions	:	very good
Number of Entries	:	32
Number of Participants	:	32

Entry Withdrawn	:	
-----------------	---	--

Free Skating			
Duration	:	2:00	+ - 10 Sec.
Segment Factor	:	1,00	
Program Component Factors		Skating Skills	2.50
		Performance	2.50

Golden Bear 2017

PANEL OF JUDGES

CUBS I GIRLS - FREE SKATING

Officials

Technical Controller	Ms. Antica GRUBISIC	CRO
Technical Specialist	Mr. Tomislav MIKULANDRIC	CRO
Assistant Technical Specialist	Ms. Ivona REPE	CRO

Judges

Referee	Mr. Josip CEROVAC	CRO
Judges	Ms. Sara ANTONINI	CRO
	Ms. Maja LIPOVSCAK	CRO
	Ms. Mateja AVBRECHT	SLO
	Ms. Denise GALLANDAT	SUI

Data/Replay Operator

	Mr. Tomislav BISCAN	CRO
	Ms. Lana PETRANOVIC	CRO

Golden Bear 2017

RESULTS

CUBS I GIRLS FINAL RESULT

Pl. Name		Nation	Total Score	FS
1 Vivien PAPP	SKSE	HUN	38.33	1
2 Lena CUSAK	LDA	CRO	32.77	2
3 Irene ARSALE		ITA	32.63	3
4 Anita GEMELLI		ITA	31.44	4
5 Giulia BARUCCHI		ITA	31.03	5
6 Klara SEKARDI	JES	SLO	30.97	6
7 Thea ABOU DIWAN		UAE	30.77	7
8 Linda LEZUO		ITA	30.57	8
9 Bela Nika OZEK	CEL	SLO	29.93	9
10 Tonka ZITKOVIC	MDV	CRO	29.65	10
11 Meri MARINAC	KRI	CRO	27.17	11
12 Maxima MANZENREITER		AUT	25.79	12
13 Bruna BARIC	LDA	CRO	25.22	13
14 Monika NEDVED	KRI	CRO	25.09	14
15 Mia DUMBOVIC	MDV	CRO	23.09	15
16 Analissa URSINO		ITA	23.08	16
17 Pia BRAJLIH NOVOSEL	BLD	SLO	21.78	17
18 Marta KAIC	LDA	CRO	21.40	18
19 Sara GABRIC	LDA	CRO	21.27	19
20 Zoja ZUPANCIC PREVOLSEK	SBL	SLO	20.92	20
21 Lara DAMJANOVIC	MDV	CRO	20.57	21
22 Alexandra FISCHER		AUT	20.26	22
23 Anja SLIBAR	MDV	CRO	17.67	23
24 Sophie SCHALAMON	DYN	AUT	17.29	24
25 Marta TRETINJAK	LDA	CRO	14.00	25
26 Kala MIDZOR	MED	CRO	11.96	26
27 Eva MADUNIC	MED	CRO	10.83	27
28 Dora MIJALKOVIC	LDA	CRO	10.80	28
29 Lana PEJIC	MED	CRO	9.34	29
Withdrawn				
Dieu Huong LE		PHI		
Lucka BENEDIK	SBL	SLO		
Lana SKALICKI		SLO		


Mr. Josip CEROVAC CRO

Referee


Ms. Antica GRUBISIC CRO

Technical Controller

CUBS I GIRLS

RESULT DETAILS FREE SKATING

Pl.	Name	Nation	Total Segment Score =	Total Element Score +	Tot. Prog. Comp. Score * +	SS	PE			Deduct. -	
1	Vivien PAPP	HUN	38.33	19.40	18.93	3.69	0.00	3.88	0.00	0.00	0.00
2	Lena CUSAK	CRO	32.77	16.69	16.58	3.25	0.00	3.38	0.00	0.00	0.50
3	Irene ARSALE	ITA	32.63	16.40	16.73	3.25	0.00	3.44	0.00	0.00	0.50
4	Anita GEMELLI	ITA	31.44	14.86	16.58	3.25	0.00	3.38	0.00	0.00	0.00
5	Giulia BARUCCHI	ITA	31.03	14.60	16.43	3.13	0.00	3.44	0.00	0.00	0.00
6	Klara SEKARDI	SLO	30.97	15.01	15.96	3.19	0.00	3.19	0.00	0.00	0.00
7	Thea ABOU DIWAN	UAE	30.77	14.04	16.73	3.31	0.00	3.38	0.00	0.00	0.00
8	Linda LEZUO	ITA	30.57	14.16	16.41	3.25	0.00	3.31	0.00	0.00	0.00
9	Bela Nika OZEK	SLO	29.93	14.95	15.48	3.13	0.00	3.06	0.00	0.00	0.50
10	Tonka ZITKOVIC	CRO	29.65	12.32	17.83	3.50	0.00	3.63	0.00	0.00	0.50
11	Meri MARINAC	CRO	27.17	12.67	15.00	3.00	0.00	3.00	0.00	0.00	0.50
12	Maxima MANZENREITER	AUT	25.79	12.63	13.16	2.63	0.00	2.63	0.00	0.00	0.00
13	Bruna BARIC	CRO	25.22	12.11	13.61	2.63	0.00	2.81	0.00	0.00	0.50
14	Monika NEDVED	CRO	25.09	11.83	13.76	2.75	0.00	2.75	0.00	0.00	0.50
15	Mia DUMBOVIC	CRO	23.09	11.46	13.13	2.56	0.00	2.69	0.00	0.00	1.50
16	Analissa URSINO	ITA	23.08	11.45	13.13	2.56	0.00	2.69	0.00	0.00	1.50
17	Pia BRAJLIH NOVOSEL	SLO	21.78	10.67	11.11	2.25	0.00	2.19	0.00	0.00	0.00
18	Marta KAIC	CRO	21.40	8.90	12.50	2.44	0.00	2.56	0.00	0.00	0.00
19	Sara GABRIC	CRO	21.27	9.42	12.35	2.50	0.00	2.44	0.00	0.00	0.50
20	Zoja ZUPANCIC PREVOLVEK	SLO	20.92	9.54	11.88	2.31	0.00	2.44	0.00	0.00	0.50
21	Lara DAMJANOVIC	CRO	20.57	9.94	10.63	2.00	0.00	2.25	0.00	0.00	0.00
22	Alexandra FISCHER	AUT	20.26	9.30	10.96	2.19	0.00	2.19	0.00	0.00	0.00
23	Anja SLIBAR	CRO	17.67	7.09	11.58	2.19	0.00	2.44	0.00	0.00	1.00
24	Sophie SCHALAMON	AUT	17.29	8.59	9.70	1.94	0.00	1.94	0.00	0.00	1.00
25	Marta TRETINJAK	CRO	14.00	6.50	7.50	1.50	0.00	1.50	0.00	0.00	0.00
26	Kala MIDZOR	CRO	11.96	3.53	8.93	1.63	0.00	1.94	0.00	0.00	0.50
27	Eva MADUNIC	CRO	10.83	3.67	8.16	1.63	0.00	1.63	0.00	0.00	1.00
28	Dora MIJALKOVIC	CRO	10.80	4.27	7.03	1.31	0.00	1.50	0.00	0.00	0.50
29	Lana PEJIC	CRO	9.34	3.14	7.20	1.38	0.00	1.50	0.00	0.00	1.00

SS = Skating Skills

PE = Performance

CUBS I GIRLS

RESULT DETAILS FREE SKATING

* = factored score

Printed: 30.10.2017. 10:01:03

Golden Bear 2017

CUBS I GIRLS FREE SKATING

JUDGES DETAILS PER SKATER

Rank	Name	Nation	Starting Number	Total Segment Score	Total Element Score	Program Component Score (factored)	Total Deductions
1	Vivien PAPP	HUN	9	38.33	19.40	18.93	0.00

#	Executed Elements	Info	Base Value	GOE	J1	J2	J3	J4	J5	J6	J7	J8	J9	Ref	Scores of Panel
1	2Lz+2Lo		3.90	-0.08	-1	-1	0	1							3.82
2	1A		1.10	0.15	1	1	1	0							1.25
3	2F+2Lo		3.70	-0.23	-1	0	-1	-1							3.47
4	CSSp2		2.30	0.63	1	1	1	2							2.93
5	ChSq1		2.00	0.70	1	1	1	1							2.70
6	2Lz		2.10	0.00	0	0	0	0							2.10
7	CCoSp2		2.50	0.63	1	2	1	1							3.13
			17.60												19.40
Program Components			Factor												
Skating Skills			2.50		3.50	3.50	3.75	4.00					3.69		
			0.00		0.00	0.00	0.00	0.00							
Performance			2.50		3.50	3.75	4.00	4.25					3.88		
Judges Total Program Component Score (factored)													18.93		

Deductions		0.00
-------------------	--	-------------

Rank	Name	Nation	Starting Number	Total Segment Score	Total Element Score	Program Component Score (factored)	Total Deductions
2	Lena CUSAK	CRO	30	32.77	16.69	16.58	0.50

#	Executed Elements	Info	Base Value	GOE	J1	J2	J3	J4	J5	J6	J7	J8	J9	Ref	Scores of Panel
1	FCSSp2		2.30	-0.08	0	-1	0	0							2.22
2	1A+2T		2.40	0.05	1	0	0	0							2.45
3	2Lz		2.10	-0.08	0	-1	0	0							2.02
4	ChSq1		2.00	0.70	1	1	1	1							2.70
5	2Lo		1.80	0.15	1	0	1	0							1.95
6	2F+2Lo		3.70	-0.90	-3	-3	-3	-3							2.80
7	CCoSp2		2.50	0.05	0	1	0	-1							2.55
			16.80												16.69
Program Components			Factor												
Skating Skills			2.50		2.50	3.50	3.50	3.50					3.25		
			0.00		0.00	0.00	0.00	0.00							
Performance			2.50		2.75	3.75	3.50	3.50					3.38		
Judges Total Program Component Score (factored)													16.58		

Deductions	Falls: -0.50	-0.50
-------------------	--------------	--------------

Rank	Name	Nation	Starting Number	Total Segment Score	Total Element Score	Program Component Score (factored)	Total Deductions
3	Irene ARSALE	ITA	26	32.63	16.40	16.73	0.50

#	Executed Elements	Info	Base Value	GOE	J1	J2	J3	J4	J5	J6	J7	J8	J9	Ref	Scores of Panel
1	1A+2T		2.40	0.00	0	0	0	0							2.40
2	2Lz+2T		3.40	0.00	0	0	0	0							3.40
3	2F		1.90	0.00	0	0	0	0							1.90
4	CSSp2		2.30	0.50	1	1	1	1							2.80
5	ChSq1		2.00	0.35	1	0	0	1							2.35
6	2Lz<	<	1.50	-0.83	-3	-2	-3	-3							0.67
7	CCoSp2		2.50	0.38	1	1	1	0							2.88
			16.00												16.40
Program Components			Factor												
Skating Skills			2.50		2.75	3.25	3.25	3.75					3.25		
			0.00		0.00	0.00	0.00	0.00							
Performance			2.50		3.00	3.50	3.50	3.75					3.44		
Judges Total Program Component Score (factored)													16.73		

Deductions	Falls: -0.50	-0.50
-------------------	--------------	--------------

< Under-rotated jump

Golden Bear 2017

CUBS I GIRLS FREE SKATING

JUDGES DETAILS PER SKATER

Rank	Name	Nation	Starting Number	Total Segment Score	Total Element Score	Program Score (factored)	Component Score (factored)	Total Deductions
4	Anita GEMELLI	ITA	13	31.44	14.86	16.58	0.00	

#	Executed Elements	Info	Base Value	GOE	J1	J2	J3	J4	J5	J6	J7	J8	J9	Ref	Scores of Panel
1	2Lz+2T		3.40	-0.68	-3	-2	-2	-2							2.72
2	1A+2Lo		2.90	0.08	1	0	0	0							2.98
3	Lz		0.00	0.00	-	-	-	-							0.00
4	CSSp2		2.30	0.50	1	1	1	1							2.80
5	ChSq1		2.00	0.53	1	1	0	1							2.53
6	2Lo		1.80	-0.15	0	-1	0	-1							1.65
7	CCoSp1		2.00	0.18	1	1	0	-1							2.18
			14.40												14.86
	Program Components			Factor											
	Skating Skills			2.50	3.25	3.25	3.25	3.25							3.25
				0.00	0.00	0.00	0.00	0.00							
	Performance			2.50	3.50	3.25	3.25	3.50							3.38
	Judges Total Program Component Score (factored)														16.58

Deductions	0.00
-------------------	-------------

Rank	Name	Nation	Starting Number	Total Segment Score	Total Element Score	Program Score (factored)	Component Score (factored)	Total Deductions
5	Giulia BARUCCHI	ITA	15	31.03	14.60	16.43	0.00	

#	Executed Elements	Info	Base Value	GOE	J1	J2	J3	J4	J5	J6	J7	J8	J9	Ref	Scores of Panel
1	2F		1.90	0.00	0	0	0	0							1.90
2	2F<	<	1.40	-0.68	-3	-2	-2	-2							0.72
3	CCoSp2		2.50	0.38	1	1	1	0							2.88
4	ChSq1		2.00	0.00	0	0	0	0							2.00
5	1A+2Lo		2.90	-0.15	-1	0	-1	0							2.75
6	CSSp1		1.90	0.05	-1	0	0	1							1.95
7	2Lo+2T<	<	2.70	-0.30	-1	-1	-1	-1							2.40
			15.30												14.60
	Program Components			Factor											
	Skating Skills			2.50	3.00	2.75	3.25	3.50							3.13
				0.00	0.00	0.00	0.00	0.00							
	Performance			2.50	3.25	3.25	3.50	3.75							3.44
	Judges Total Program Component Score (factored)														16.43

Deductions	0.00
-------------------	-------------

< Under-rotated jump

Rank	Name	Nation	Starting Number	Total Segment Score	Total Element Score	Program Score (factored)	Component Score (factored)	Total Deductions
6	Klara SEKARDI	SLO	17	30.97	15.01	15.96	0.00	

#	Executed Elements	Info	Base Value	GOE	J1	J2	J3	J4	J5	J6	J7	J8	J9	Ref	Scores of Panel
1	2Lo		1.80	0.00	0	0	0	0							1.80
2	2Lz+2Lo<<	<<	2.60	-0.60	-2	-2	-2	-2							2.00
3	2Lz+1A+SEQ		2.56	-0.23	0	-1	-1	-1							2.33
4	2F<	<	1.40	-0.30	-1	-1	-1	-1							1.10
5	CSSp2		2.30	0.13	1	0	0	0							2.43
6	ChSq1		2.00	0.35	1	0	1	0							2.35
7	CCoSp2		2.50	0.50	1	1	1	1							3.00
			15.16												15.01
	Program Components			Factor											
	Skating Skills			2.50	3.00	3.00	3.25	3.50							3.19
				0.00	0.00	0.00	0.00	0.00							
	Performance			2.50	3.00	2.75	3.50	3.50							3.19
	Judges Total Program Component Score (factored)														15.96

Deductions	0.00
-------------------	-------------

< Under-rotated jump << Downgraded jump

Golden Bear 2017

CUBS I GIRLS FREE SKATING

JUDGES DETAILS PER SKATER

Rank	Name	Nation	Starting Number	Total Segment Score	Total Element Score	Program Score (factored)	Total Component Score (factored)	Total Deductions
7	Thea ABOU DIWAN	UAE	14	30.77	14.04		16.73	0.00

#	Executed Elements	Info	Base Value	GOE	J1	J2	J3	J4	J5	J6	J7	J8	J9	Ref	Scores of Panel
1	2Lz		2.10	0.00	0	0	0	0							2.10
2	1A+2Lo<<	<<	1.60	-0.45	-2	-2	-2	-3							1.15
3	2S+SEQ+1A		1.92	-0.20	-1	-1	-1	-1							1.72
4	2Lo		1.80	0.15	0	0	1	1							1.95
5	CSSp2		2.30	0.50	1	1	1	1							2.80
6	ChSq1		2.00	0.35	0	0	1	1							2.35
7	CCoSp2V		2.00	-0.03	-1	1	0	-1							1.97
			13.72												14.04
Program Components			Factor												
Skating Skills			2.50			3.00	3.50	3.00	3.75					3.31	
			0.00			0.00	0.00	0.00	0.00						
Performance			2.50			3.25	3.25	3.25	3.75					3.38	
Judges Total Program Component Score (factored)												16.73			

Deductions	0.00
-------------------	-------------

<< Downgraded jump

Rank	Name	Nation	Starting Number	Total Segment Score	Total Element Score	Program Score (factored)	Total Component Score (factored)	Total Deductions
8	Linda LEZUO	ITA	28	30.57	14.16		16.41	0.00

#	Executed Elements	Info	Base Value	GOE	J1	J2	J3	J4	J5	J6	J7	J8	J9	Ref	Scores of Panel
1	2Lz		2.10	0.00	0	0	0	0							2.10
2	2F		1.90	-0.30	-1	-1	-1	-1							1.60
3	1A+2Lo		2.90	0.00	0	0	0	0							2.90
4	CCSp2		2.30	-0.15	-1	0	0	-1							2.15
5	ChSq1		2.00	0.18	0	1	0	0							2.18
6	2F<	<	1.40	-0.30	-1	-1	-1	-1							1.10
7	CCoSp1		2.00	0.13	0	0	1	0							2.13
			14.60												14.16
Program Components			Factor												
Skating Skills			2.50			2.25	3.50	3.50	3.75					3.25	
			0.00			0.00	0.00	0.00	0.00						
Performance			2.50			2.50	3.75	3.25	3.75					3.31	
Judges Total Program Component Score (factored)												16.41			

Deductions	0.00
-------------------	-------------

< Under-rotated jump

Rank	Name	Nation	Starting Number	Total Segment Score	Total Element Score	Program Score (factored)	Total Component Score (factored)	Total Deductions
9	Bela Nika OZEK	SLO	19	29.93	14.95		15.48	0.50

#	Executed Elements	Info	Base Value	GOE	J1	J2	J3	J4	J5	J6	J7	J8	J9	Ref	Scores of Panel
1	1A		1.10	0.20	1	1	1	1							1.30
2	2Lo+2T		3.10	-0.38	-2	-1	-1	-1							2.72
3	2S+2T		2.60	-0.15	-1	0	-1	-1							2.45
4	2Lo		1.80	0.00	0	0	0	0							1.80
5	CCoSp2		2.50	0.25	1	1	0	0							2.75
6	ChSq1		2.00	0.18	0	1	0	0							2.18
7	CSSp2		2.30	-0.55	-3	1	-3	-3							1.75
			15.40												14.95
Program Components			Factor												
Skating Skills			2.50			2.75	3.25	3.00	3.50					3.13	
			0.00			0.00	0.00	0.00	0.00						
Performance			2.50			2.75	3.25	3.00	3.25					3.06	
Judges Total Program Component Score (factored)												15.48			

Deductions	Falls: -0.50	-0.50
-------------------	--------------	--------------

Golden Bear 2017

CUBS I GIRLS FREE SKATING

JUDGES DETAILS PER SKATER

Rank	Name	Nation	Starting Number	Total Segment Score	Total Element Score	Program Score (factored)	Total Component Score (factored)	Total Deductions
10	Tonka ZITKOVIC	CRO	22	29.65	12.32		17.83	0.50

#	Executed Elements	Info	Base Value	GOE	J1	J2	J3	J4	J5	J6	J7	J8	J9	Ref	Scores of Panel
1	2A<<	<<	1.10	-0.60	-3	-3	-3	-3							0.50
2	2Lz+2T	!	3.40	-0.30	-1	-1	-1	-1							3.10
3	USpB		1.00	0.25	1	1	0	0							1.25
4	1F		0.50	-0.23	-2	-2	-3	-2							0.27
5	ChSq1		2.00	0.18	0	1	0	0							2.18
6	2Lz+2T<	<	3.00	-0.53	-2	-1	-2	-2							2.47
7	FCCoSp2		2.50	0.05	1	-1	0	0							2.55
			13.50												12.32
Program Components				Factor											
Skating Skills				2.50	3.25	3.50	3.50	3.75							3.50
				0.00	0.00	0.00	0.00	0.00							
Performance				2.50	3.50	3.50	3.75	3.75							3.63
Judges Total Program Component Score (factored)															17.83

Deductions	Falls: -0.50	-0.50
-------------------	--------------	--------------

< Under-rotated jump << Downgraded jump ! Not clear edge

Rank	Name	Nation	Starting Number	Total Segment Score	Total Element Score	Program Score (factored)	Total Component Score (factored)	Total Deductions
11	Meri MARINAC	CRO	18	27.17	12.67		15.00	0.50

#	Executed Elements	Info	Base Value	GOE	J1	J2	J3	J4	J5	J6	J7	J8	J9	Ref	Scores of Panel
1	1A+2Lo<<	<<	1.60	-0.45	-3	-2	-2	-2							1.15
2	2Lz		2.10	-0.15	0	0	-1	-1							1.95
3	CCoSp2		2.50	-0.15	-1	-1	0	0							2.35
4	2Lz+1T		2.50	-0.53	-2	-2	-2	-1							1.97
5	2F		1.90	-0.90	-3	-3	-3	-3							1.00
6	ChSq1		2.00	0.18	0	0	0	1							2.18
7	FSSp2		2.30	-0.23	-1	-1	0	-1							2.07
			14.90												12.67
Program Components				Factor											
Skating Skills				2.50	2.25	3.00	3.25	3.50							3.00
				0.00	0.00	0.00	0.00	0.00							
Performance				2.50	2.50	2.75	3.25	3.50							3.00
Judges Total Program Component Score (factored)															15.00

Deductions	Falls: -0.50	-0.50
-------------------	--------------	--------------

<< Downgraded jump

Rank	Name	Nation	Starting Number	Total Segment Score	Total Element Score	Program Score (factored)	Total Component Score (factored)	Total Deductions
12	Maxima MANZENREITER	AUT	31	25.79	12.63		13.16	0.00

#	Executed Elements	Info	Base Value	GOE	J1	J2	J3	J4	J5	J6	J7	J8	J9	Ref	Scores of Panel
1	2Lo		1.80	0.00	0	0	0	0							1.80
2	1A+1Lo		1.60	-0.05	0	0	0	-1							1.55
3	2S		1.30	-0.05	0	0	-1	0							1.25
4	FCCoSp2		2.50	-0.08	0	-1	0	0							2.42
5	2S		1.30	-0.30	-2	-1	-2	-1							1.00
6	ChSq1		2.00	0.18	1	0	0	0							2.18
7	CSSp2		2.30	0.13	0	1	0	0							2.43
			12.80												12.63
Program Components				Factor											
Skating Skills				2.50	3.00	2.75	2.25	2.50							2.63
				0.00	0.00	0.00	0.00	0.00							
Performance				2.50	3.25	2.50	2.50	2.25							2.63
Judges Total Program Component Score (factored)															13.16

Deductions		0.00
-------------------	--	-------------

Golden Bear 2017

CUBS I GIRLS FREE SKATING

JUDGES DETAILS PER SKATER

Rank	Name	Nation	Starting Number	Total Segment Score	Total Element Score	Program Score (factored)	Total Component Score (factored)	Total Deductions
13	Bruna BARIC	CRO	27	25.22	12.11		13.61	0.50

#	Executed Elements	Info	Base Value	GOE	J1	J2	J3	J4	J5	J6	J7	J8	J9	Ref	Scores of Panel	
1	2Lo<	<	1.30	-0.45	-2	-1	-1	-2							0.85	
2	2S		1.30	-0.60	-3	-3	-3	-3							0.70	
3	CCoSp2		2.50	0.25	0	1	1	0							2.75	
4	ChSq1		2.00	0.35	0	1	1	0							2.35	
5	2Lo<+1A+SEQ	<	1.92	-0.38	-1	-1	-1	-2							1.54	
6	2S+1A+SEQ		1.92	-0.15	-1	-1	0	-1							1.77	
7	CSSp1		1.90	0.25	0	1	0	1							2.15	
			12.84												12.11	
Program Components				Factor												
Skating Skills				2.50	1.75	3.00	2.75	3.00							2.63	
				0.00	0.00	0.00	0.00	0.00								
Performance				2.50	1.75	3.25	3.25	3.00								2.81
Judges Total Program Component Score (factored)															13.61	

Deductions	Falls: -0.50	-0.50
-------------------	--------------	--------------

< Under-rotated jump

Rank	Name	Nation	Starting Number	Total Segment Score	Total Element Score	Program Score (factored)	Total Component Score (factored)	Total Deductions
14	Monika NEDVED	CRO	16	25.09	11.83		13.76	0.50

#	Executed Elements	Info	Base Value	GOE	J1	J2	J3	J4	J5	J6	J7	J8	J9	Ref	Scores of Panel	
1	1A+2Lo<	<	2.40	-0.53	-1	-2	-2	-2							1.87	
2	2S		1.30	-0.25	-1	-1	-2	-1							1.05	
3	2Lo		1.80	-0.30	-1	-1	-1	-1							1.50	
4	CCoSp2		2.50	0.00	0	0	0	0							2.50	
5	2S+1A+SEQ		1.92	-0.20	-1	-1	-1	-1							1.72	
6	ChSq1		2.00	-0.13	0	0	0	-1							1.87	
7	FSSp1		2.00	-0.68	-3	-1	-3	-2							1.32	
			13.92												11.83	
Program Components				Factor												
Skating Skills				2.50	3.00	2.75	2.25	3.00							2.75	
				0.00	0.00	0.00	0.00	0.00								
Performance				2.50	2.75	2.75	2.25	3.25								2.75
Judges Total Program Component Score (factored)															13.76	

Deductions	Falls: -0.50	-0.50
-------------------	--------------	--------------

< Under-rotated jump

Golden Bear 2017

CUBS I GIRLS FREE SKATING

JUDGES DETAILS PER SKATER

Rank	Name	Nation	Starting Number	Total Segment Score	Total Element Score	Total Program Component Score (factored)		Total Deductions
15	Mia DUMBOVIC	CRO	8	23.09	11.46	13.13		1.50

#	Executed Elements	Info	Base Value	GOE	J1	J2	J3	J4	J5	J6	J7	J8	J9	Ref	Scores of Panel
1	1A		1.10	0.15	1	1	1	0							1.25
2	CSSp1		1.90	0.38	0	1	1	1							2.28
3	2S+2Lo<<	<<	1.80	-0.60	-3	-3	-3	-3							1.20
4	ChSq1		2.00	0.53	1	1	1	0							2.53
5	2S+1A+SEQ		1.92	-0.55	-3	-3	-2	-3							1.37
6	2F<<	<<	0.50	-0.30	-3	-3	-3	-3							0.20
7	CCoSp2		2.50	0.13	0	1	0	0							2.63
			11.72												11.46
Program Components				Factor											
Skating Skills				2.50	2.00	2.75	2.75	2.75						2.56	
				0.00	0.00	0.00	0.00								
Performance				2.50	2.00	2.75	2.75	3.25						2.69	
Judges Total Program Component Score (factored)															13.13

Deductions	Falls: -1.50	-1.50
-------------------	--------------	--------------

<< Downgraded jump

Rank	Name	Nation	Starting Number	Total Segment Score	Total Element Score	Total Program Component Score (factored)		Total Deductions
16	Analissa URSINO	ITA	32	23.08	11.45	13.13		1.50

#	Executed Elements	Info	Base Value	GOE	J1	J2	J3	J4	J5	J6	J7	J8	J9	Ref	Scores of Panel
1	2S+2T		2.60	-0.40	-2	-2	-2	-2							2.20
2	2Lze<<	e	0.50	-0.23	-3	-2	-2	-2							0.27
3	1A+2Lo<	<	2.40	-0.90	-3	-3	-3	-3							1.50
4	CSSp2		2.30	0.13	0	1	0	0							2.43
5	ChSq1		2.00	0.00	0	0	0	0							2.00
6	2Lo<	<	1.30	-0.38	-1	-2	-1	-1							0.92
7	CCoSp1		2.00	0.13	0	1	0	0							2.13
			13.10												11.45
Program Components				Factor											
Skating Skills				2.50	2.25	2.50	2.75	2.75						2.56	
				0.00	0.00	0.00	0.00								
Performance				2.50	2.50	2.75	3.00	2.50						2.69	
Judges Total Program Component Score (factored)															13.13

Deductions	Time violation: -1.00	Falls: -0.50	-1.50
-------------------	-----------------------	--------------	--------------

< Under-rotated jump << Downgraded jump e Wrong edge

Rank	Name	Nation	Starting Number	Total Segment Score	Total Element Score	Total Program Component Score (factored)		Total Deductions
17	Pia BRAJLIH NOVOSEL	SLO	23	21.78	10.67	11.11		0.00

#	Executed Elements	Info	Base Value	GOE	J1	J2	J3	J4	J5	J6	J7	J8	J9	Ref	Scores of Panel
1	2S		1.30	-0.50	-3	-2	-2	-3							0.80
2	1A		1.10	0.00	0	0	0	0							1.10
3	CCoSp2		2.50	-0.23	-1	0	0	-2							2.27
4	ChSq1		2.00	-0.25	0	0	-1	-1							1.75
5	1F+1Lo		1.00	0.00	0	0	0	0							1.00
6	1A+1Lo		1.60	0.00	0	0	0	0							1.60
7	CSSp2		2.30	-0.15	0	-1	0	-1							2.15
			11.80												10.67
Program Components				Factor											
Skating Skills				2.50	1.75	2.25	2.50	2.50						2.25	
				0.00	0.00	0.00	0.00								
Performance				2.50	2.00	2.00	2.50	2.25						2.19	
Judges Total Program Component Score (factored)															11.11

Deductions		0.00
-------------------	--	-------------

Golden Bear 2017

CUBS I GIRLS FREE SKATING

JUDGES DETAILS PER SKATER

Rank	Name	Nation	Starting Number	Total Segment Score	Total Element Score	Program Score (factored)	Total Component Score (factored)	Total Deductions
18	Marta KAIC	CRO	12	21.40	8.90		12.50	0.00

#	Executed Elements	Info	Base Value	GOE	J1	J2	J3	J4	J5	J6	J7	J8	J9	Ref	Scores of Panel
1	CSSp2		2.30	-0.08	-1	0	0	0							2.22
2	ChSq		0.00	0.00	-	-	-	-							0.00
3	1A+1A+SEQ		1.76	0.00	0	0	0	0							1.76
4	2S+1Lo<<	<<	1.30	-0.50	-3	-2	-2	-3							0.80
5	2Lo<<	<<	0.50	-0.18	-3	-1	-2	-1							0.32
6	2F		1.90	-0.30	0	-1	0	-3							1.60
7	CCoSp2		2.50	-0.30	-2	0	0	-2							2.20
			10.26												8.90
Program Components			Factor												
Skating Skills			2.50		1.75	2.75	2.50	2.75					2.44		
Performance			0.00		0.00	0.00	0.00	0.00					2.56		
Judges Total Program Component Score (factored)			2.50		2.00	2.75	2.75	2.75					12.50		

Deductions		0.00
-------------------	--	-------------

<< Downgraded jump

Rank	Name	Nation	Starting Number	Total Segment Score	Total Element Score	Program Score (factored)	Total Component Score (factored)	Total Deductions
19	Sara GABRIC	CRO	1	21.27	9.42		12.35	0.50

#	Executed Elements	Info	Base Value	GOE	J1	J2	J3	J4	J5	J6	J7	J8	J9	Ref	Scores of Panel
1	2S<	<	0.90	-0.20	-1	-1	-1	-1							0.70
2	2F<<	<<	0.50	-0.30	-3	-3	-3	-3							0.20
3	SSp2		1.60	0.50	1	1	1	1							2.10
4	1A		1.10	0.00	0	0	0	0							1.10
5	2S<+1A+SEQ	<	1.60	-0.20	-1	-1	-1	-1							1.40
6	CCoSp1		2.00	0.05	-1	1	0	0							2.05
7	ChSq1		2.00	-0.13	-1	0	0	0							1.87
			9.70												9.42
Program Components			Factor												
Skating Skills			2.50		2.00	2.50	2.50	3.00					2.50		
Performance			0.00		0.00	0.00	0.00	0.00					2.44		
Judges Total Program Component Score (factored)			2.50		2.00	2.25	2.50	3.00					12.35		

Deductions	Falls: -0.50	-0.50
-------------------	--------------	--------------

< Under-rotated jump << Downgraded jump

Golden Bear 2017

CUBS I GIRLS FREE SKATING

JUDGES DETAILS PER SKATER

Rank	Name	Nation	Starting Number	Total Segment Score	Total Element Score	Program Score (factored)	Total Component Score (factored)	Total Deductions
20	Zoja ZUPANCIC PREVOLSEK	SLO	25	20.92	9.54		11.88	0.50

#	Executed Elements	Info	Base Value	GOE	J1	J2	J3	J4	J5	J6	J7	J8	J9	Ref	Scores of Panel
1	1Lz+1Lo		1.10	-0.03	0	0	0	-1							1.07
2	2T<	<	0.90	-0.40	-2	-2	-2	-2							0.50
3	CSSp2		2.30	-0.08	0	0	0	-1							2.22
4	1A+2Lo<<	<<	1.60	-0.60	-3	-3	-3	-3							1.00
5	1A		1.10	0.00	0	0	0	0							1.10
6	ChSq1		2.00	0.18	1	0	0	0							2.18
7	CCoSpB		1.70	-0.23	-1	-1	0	-1							1.47
			10.70												9.54
Program Components			Factor												
Skating Skills				2.50	2.25	2.00	2.50	2.50						2.31	
Performance				0.00	0.00	0.00	0.00	0.00						2.44	
Judges Total Program Component Score (factored)														11.88	

Deductions	Falls: -0.50	-0.50
-------------------	--------------	--------------

< Under-rotated jump << Downgraded jump

Rank	Name	Nation	Starting Number	Total Segment Score	Total Element Score	Program Score (factored)	Total Component Score (factored)	Total Deductions
21	Lara DAMJANOVIC	CRO	6	20.57	9.94		10.63	0.00

#	Executed Elements	Info	Base Value	GOE	J1	J2	J3	J4	J5	J6	J7	J8	J9	Ref	Scores of Panel
1	1A+SEQ+1A		1.76	-0.35	-2	-1	-2	-2							1.41
2	1F		0.50	0.00	0	0	0	0							0.50
3	CSSp1		1.90	-0.30	0	-2	-1	-1							1.60
4	2S<	<	0.90	-0.40	-2	-2	-2	-2							0.50
5	1Lz+1Lo		1.10	0.00	0	0	0	0							1.10
6	CCoSp1		2.00	0.13	0	1	0	0							2.13
7	ChSq1		2.00	0.70	1	1	1	1							2.70
			10.16												9.94
Program Components			Factor												
Skating Skills				2.50	1.75	2.00	2.00	2.25						2.00	
Performance				0.00	0.00	0.00	0.00	0.00						2.25	
Judges Total Program Component Score (factored)														10.63	

Deductions		0.00
-------------------	--	-------------

< Under-rotated jump

Golden Bear 2017

CUBS I GIRLS FREE SKATING

JUDGES DETAILS PER SKATER

Rank	Name	Nation	Starting Number	Total Segment Score	Total Element Score	Program Score (factored)	Total Component Score (factored)	Total Deductions
22	Alexandra FISCHER	AUT	21	20.26	9.30		10.96	0.00

#	Executed Elements	Info	Base Value	GOE	J1	J2	J3	J4	J5	J6	J7	J8	J9	Ref	Scores of Panel
1	2S<<+1T	<<	0.80	-0.23	-3	-2	-2	-2							0.57
2	2S<	<	0.90	-0.20	-1	-1	-1	-1							0.70
3	CSSp2		2.30	0.18	-1	1	1	0							2.48
4	2Lo<<	<<	0.50	-0.30	-3	-3	-3	-3							0.20
5	1A+1Lo		1.60	0.00	0	0	0	0							1.60
6	ChSq1		2.00	-0.25	-1	0	0	-1							1.75
7	CCoSp1		2.00	0.00	0	0	0	0							2.00
			10.10												9.30
Program Components			Factor												
Skating Skills			2.50			1.50	2.50	2.25	2.50					2.19	
			0.00			0.00	0.00	0.00	0.00						
Performance			2.50			1.50	2.25	2.50	2.50					2.19	
Judges Total Program Component Score (factored)												10.96			

Deductions															0.00
-------------------	--	--	--	--	--	--	--	--	--	--	--	--	--	--	-------------

< Under-rotated jump << Downgraded jump

Rank	Name	Nation	Starting Number	Total Segment Score	Total Element Score	Program Score (factored)	Total Component Score (factored)	Total Deductions
23	Anja SLIBAR	CRO	29	17.67	7.09		11.58	1.00

#	Executed Elements	Info	Base Value	GOE	J1	J2	J3	J4	J5	J6	J7	J8	J9	Ref	Scores of Panel
1	1A		1.10	-0.60	-3	-3	-3	-3							0.50
2	2S		1.30	-0.60	-3	-3	-3	-3							0.70
3	SSpB		1.10	0.00	0	0	0	0							1.10
4	ChSq1		2.00	-0.13	0	0	0	-1							1.87
5	1Lz	!	0.60	-0.10	-1	-1	-1	-1							0.50
6	2S		1.30	-0.50	-3	-2	-2	-3							0.80
7	CCoSpB		1.70	-0.08	0	0	0	-1							1.62
			9.10												7.09
Program Components			Factor												
Skating Skills			2.50			1.75	1.75	2.50	2.75					2.19	
			0.00			0.00	0.00	0.00	0.00						
Performance			2.50			2.00	2.25	2.75	2.75					2.44	
Judges Total Program Component Score (factored)												11.58			

Deductions	Falls: -1.00														-1.00
-------------------	--------------	--	--	--	--	--	--	--	--	--	--	--	--	--	--------------

! Not clear edge

Golden Bear 2017

CUBS I GIRLS FREE SKATING

JUDGES DETAILS PER SKATER

Rank	Name	Nation	Starting Number	Total Segment Score	Total Element Score	Total Program Component Score (factored)		Total Deductions
24	Sophie SCHALAMON	AUT	24	17.29	8.59	9.70		1.00

#	Executed Elements	Info	Base Value	GOE	J1	J2	J3	J4	J5	J6	J7	J8	J9	Ref	Scores of Panel
1	1A		1.10	-0.60	-3	-3	-3	-3							0.50
2	2S<	<	0.90	-0.60	-3	-3	-3	-3							0.30
3	CSSp2		2.30	-0.08	-1	0	0	0							2.22
4	2Lo<	<	1.30	-0.90	-3	-3	-3	-3							0.40
5	ChSq1		2.00	-0.38	-2	0	0	-1							1.62
6	1F+1Lo<<+COMBO+2T	<<	1.80	-0.45	-3	-2	-2	-2							1.35
7	CCoSp2		2.50	-0.30	-1	0	-1	-2							2.20
			11.90										8.59		
Program Components				Factor											
Skating Skills				2.50	1.50	1.50	2.25	2.50					1.94		
				0.00	0.00	0.00	0.00	0.00							
Performance				2.50	1.25	1.75	2.25	2.50					1.94		
Judges Total Program Component Score (factored)													9.70		

Deductions	Falls: -1.00	-1.00
-------------------	--------------	--------------

< Under-rotated jump << Downgraded jump

Rank	Name	Nation	Starting Number	Total Segment Score	Total Element Score	Total Program Component Score (factored)		Total Deductions
25	Marta TRETINJAK	CRO	20	14.00	6.50	7.50		0.00

#	Executed Elements	Info	Base Value	GOE	J1	J2	J3	J4	J5	J6	J7	J8	J9	Ref	Scores of Panel
1	1A+1A+SEQ		1.76	-0.15	0	-1	-1	-1							1.61
2	1F		0.50	-0.05	0	0	-1	-1							0.45
3	SSp1		1.30	-0.15	-1	-1	0	0							1.15
4	ChSq1		2.00	-0.25	-1	0	0	-1							1.75
5	1F+1Lo<<	<<	0.50	-0.25	-2	-2	-3	-3							0.25
6	1Lo		0.50	-0.03	0	0	-1	0							0.47
7	CCoSpBV		1.50	-0.68	-2	-2	-2	-3							0.82
			8.06										6.50		
Program Components				Factor											
Skating Skills				2.50	1.25	1.75	1.75	1.25					1.50		
				0.00	0.00	0.00	0.00	0.00							
Performance				2.50	1.25	1.75	1.75	1.25					1.50		
Judges Total Program Component Score (factored)													7.50		

Deductions		0.00
-------------------	--	-------------

<< Downgraded jump

Golden Bear 2017

CUBS I GIRLS FREE SKATING

JUDGES DETAILS PER SKATER

Rank	Name	Nation	Starting Number	Total Segment Score	Total Element Score	Program Score (factored)	Total Component Score (factored)	Total Deductions
26	Kala MIDZOR	CRO	3	11.96	3.53		8.93	0.50

#	Executed Elements	Info	Base Value	GOE	J1	J2	J3	J4	J5	J6	J7	J8	J9	Ref	Scores of Panel
1	2S<	<	0.90	-0.60	-3	-3	-3	-3							0.30
2	1Lz+1A+SEQ		1.36	-0.20	-1	-1	-1	-1							1.16
3	ChSq		0.00	0.00	-	-	-	-							0.00
4	CCoSpBV		1.50	-0.83	-3	-2	-3	-3							0.67
5	2Lo<<	<<	0.50	-0.25	-3	-3	-2	-2							0.25
6	1A		1.10	-0.15	-1	0	-1	-1							0.95
7	SSpB		1.10	-0.90	-3	-3	-3	-3							0.20
			6.46												3.53
Program Components			Factor												
Skating Skills			2.50		1.00	1.75	1.75	2.00						1.63	
Performance			0.00		0.00	0.00	0.00	0.00							
Performance			2.50		1.25	2.25	2.00	2.25						1.94	
Judges Total Program Component Score (factored)													8.93		

Deductions	Falls: -0.50	-0.50
-------------------	--------------	--------------

< Under-rotated jump << Downgraded jump

Rank	Name	Nation	Starting Number	Total Segment Score	Total Element Score	Program Score (factored)	Total Component Score (factored)	Total Deductions
27	Eva MADUNIC	CRO	4	10.83	3.67		8.16	1.00

#	Executed Elements	Info	Base Value	GOE	J1	J2	J3	J4	J5	J6	J7	J8	J9	Ref	Scores of Panel
1	2S<<	<<	0.40	-0.30	-3	-3	-3	-3							0.10
2	CoSp		0.00	0.00	-	-	-	-							0.00
3	1A		1.10	-0.60	-3	-3	-3	-3							0.50
4	ChSq1		2.00	-0.25	0	0	0	-2							1.75
5	1F		0.50	-0.03	0	0	-1	0							0.47
6	1A		1.10	-0.60	-3	-3	-3	-3							0.50
7	SSpB		1.10	-0.75	-3	-2	-2	-3							0.35
			6.20												3.67
Program Components			Factor												
Skating Skills			2.50		1.25	1.75	1.50	2.00						1.63	
Performance			0.00		0.00	0.00	0.00	0.00							
Performance			2.50		1.50	1.50	1.75	1.75						1.63	
Judges Total Program Component Score (factored)													8.16		

Deductions	Falls: -1.00	-1.00
-------------------	--------------	--------------

<< Downgraded jump

Golden Bear 2017

CUBS I GIRLS FREE SKATING

JUDGES DETAILS PER SKATER

Rank	Name	Nation	Starting Number	Total Segment Score	Total Element Score	Program Score (factored)	Total Component Score (factored)	Total Deductions
28	Dora MIJALKOVIC	CRO	10	10.80	4.27		7.03	0.50

#	Executed Elements	Info	Base Value	GOE	J1	J2	J3	J4	J5	J6	J7	J8	J9	Ref	Scores of Panel
1	1Lo+1A<<+SEQ	<<	0.40	-0.30	-3	-3	-3	-3							0.10
2	ChSq1		2.00	-0.50	-1	0	-1	-2							1.50
3	1F		0.50	0.00	0	0	0	0							0.50
4	1F+1Lo		1.00	0.00	0	0	0	0							1.00
5	SSpB		1.10	-0.45	-3	-1	-1	-1							0.65
6	1Lz		0.60	-0.08	0	-1	-1	-1							0.52
7	CoSp		0.00	0.00	-	-	-	-							0.00
			5.60												4.27
Program Components			Factor												
Skating Skills			2.50		0.75	1.50	1.75	1.25							1.31
			0.00		0.00	0.00	0.00	0.00							
Performance			2.50		1.00	1.50	2.00	1.50							1.50
Judges Total Program Component Score (factored)															7.03

Deductions	Falls: -0.50	-0.50
-------------------	--------------	--------------

<< Downgraded jump

Rank	Name	Nation	Starting Number	Total Segment Score	Total Element Score	Program Score (factored)	Total Component Score (factored)	Total Deductions
29	Lana PEJIC	CRO	2	9.34	3.14		7.20	1.00

#	Executed Elements	Info	Base Value	GOE	J1	J2	J3	J4	J5	J6	J7	J8	J9	Ref	Scores of Panel
1	1S+1T		0.80	0.00	0	0	0	0							0.80
2	1F+1A<<+SEQ	<<	0.40	-0.28	-3	-2	-3	-3							0.12
3	CoSp		0.00	0.00	-	-	-	-							0.00
4	ChSq1		2.00	-0.75	-3	-1	-1	-1							1.25
5	USpB		1.00	-0.45	-2	-2	-1	-1							0.55
6	1Lo<<	<<	0.00	0.00	-	-	-	-							0.00
7	1F		0.50	-0.08	0	-1	-1	-1							0.42
			4.70												3.14
Program Components			Factor												
Skating Skills			2.50		0.75	1.50	1.50	1.75							1.38
			0.00		0.00	0.00	0.00	0.00							
Performance			2.50		1.00	1.50	1.75	1.75							1.50
Judges Total Program Component Score (factored)															7.20

Deductions	Falls: -1.00	-1.00
-------------------	--------------	--------------

<< Downgraded jump

Golden Bear 2017

CUBS II GIRLS

Velesajam	26 lis 2017	Free Skating
------------------	-------------	--------------

Size of Skating Area	:	30m*60m
Ice Conditions	:	very good
Number of Entries	:	26
Number of Participants	:	26

Entry Withdrawn	:	
-----------------	---	--

Free Skating			
Duration	:	2:00	+ - 10 Sec.
Segment Factor	:	1,00	
Program Component Factors		Skating Skills	2.50
		Performance	2.50

Golden Bear 2017

PANEL OF JUDGES

CUBS II GIRLS - FREE SKATING

Officials

Technical Controller	Ms. Antica GRUBISIC	CRO
Technical Specialist	Mr. Tomislav MIKULANDRIC	CRO
Assistant Technical Specialist	Ms. Ivona REPE	CRO

Judges

Referee	Mr. Josip CEROVAC	CRO
Judges	Ms. Sara ANTONINI	CRO
	Ms. Maja LIPOVSCAK	CRO
	Ms. Mateja AVBRECHT	SLO
	Ms. Denise GALLANDAT	SUI

Data/Replay Operator


	Mr. Tomislav BISCAN	CRO
	Ms. Lana PETRANOVIC	CRO

Golden Bear 2017

RESULTS

CUBS II GIRLS FINAL RESULT

Pl. Name		Nation	Total Score	FS
1 Lena EKKER	SKSE	HUN	32.24	1
2 Matilda BALDRACCHI		ITA	29.80	2
3 Hannah FRANK		AUT	28.11	3
4 Zoja KRAMAR	SBL	SLO	26.19	4
5 Hana ROGINIC	MDV	CRO	23.40	5
6 Zala GRUM		SLO	22.75	6
7 Sara HOFER		AUT	21.24	7
8 Julija JAGODIC	KRI	CRO	20.80	8
9 Asel ALIBEKOVA		UAE	20.73	9
10 Kiara JAKUS OGRINC	MDV	CRO	20.49	10
11 Hayden Isabel BALUCATING		PHI	19.02	11
12 Sara TOMIC	LDA	CRO	17.62	12
13 Una BUNCIC	LDA	CRO	17.45	13
14 Marta BABIC	LDA	CRO	16.65	14
15 Rea PRLJIC	KRI	CRO	16.34	15
16 Tara PLAHUTAR	MDV	CRO	15.37	16
17 Megy FILIPOVIC	MED	CRO	12.81	17
18 Pia TEPUS AJDIC	SBL	SLO	11.83	18
19 Ema CUCEK	MED	CRO	11.80	19
20 Korina VINTAR	KRI	CRO	11.20	20
21 Vita UDOVICIC	MED	CRO	10.42	21
22 Mia LIVAJA	MDV	CRO	10.12	22
23 Franka ROZMAN	MED	CRO	8.28	23
24 Petra TRBOJEVIC	MDV	CRO	7.04	24
25 Petra BUCKO	LDA	CRO	4.22	25
Withdrawn				
Laura VIRANYI		HUN		


Mr. Josip CEROVAC CRO

Referee

Printed: 10/26/2017 2:49:30PM


Ms. Antica GRUBISIC CRO

Technical Controller

CUBS II GIRLS

RESULT DETAILS FREE SKATING

Pl.	Name	Nation	Total Segment Score =	Total Element Score +	Tot. Prog. Comp. Score * +	SS	PE			Deduct. -	
1	Lena EKKER	HUN	32.24	15.51	16.73	3.31	0.00	3.38	0.00	0.00	0.00
2	Matilda BALDRACCHI	ITA	29.80	13.27	17.03	3.31	0.00	3.50	0.00	0.00	0.50
3	Hannah FRANK	AUT	28.11	13.03	16.58	3.25	0.00	3.38	0.00	0.00	1.50
4	Zoja KRAMAR	SLO	26.19	13.06	13.13	2.50	0.00	2.75	0.00	0.00	0.00
5	Hana ROGINIC	CRO	23.40	11.05	12.35	2.38	0.00	2.56	0.00	0.00	0.00
6	Zala GRUM	SLO	22.75	10.90	12.35	2.38	0.00	2.56	0.00	0.00	0.50
7	Sara HOFER	AUT	21.24	10.18	11.56	2.31	0.00	2.31	0.00	0.00	0.50
8	Julija JAGODIC	CRO	20.80	10.37	10.93	2.06	0.00	2.31	0.00	0.00	0.50
9	Asel ALIBEKOVA	UAE	20.73	8.38	12.35	2.50	0.00	2.44	0.00	0.00	0.00
10	Kiara JAKUS OGRINC	CRO	20.49	9.23	11.26	2.25	0.00	2.25	0.00	0.00	0.00
11	Hayden Isabel BALUCATING	PHI	19.02	7.94	11.58	2.25	0.00	2.38	0.00	0.00	0.50
12	Sara TOMIC	CRO	17.62	8.57	9.55	1.88	0.00	1.94	0.00	0.00	0.50
13	Una BUNCIC	CRO	17.45	8.69	8.76	1.69	0.00	1.81	0.00	0.00	0.00
14	Marta BABIC	CRO	16.65	8.04	8.61	1.69	0.00	1.75	0.00	0.00	0.00
15	Rea PRLJIC	CRO	16.34	7.29	9.55	1.88	0.00	1.94	0.00	0.00	0.50
16	Tara PLAHUTAR	CRO	15.37	5.82	9.55	1.88	0.00	1.94	0.00	0.00	0.00
17	Megy FILIPOVIC	CRO	12.81	5.20	8.61	1.69	0.00	1.75	0.00	0.00	1.00
18	Pia TEPUS AJDIC	SLO	11.83	4.60	9.23	1.88	0.00	1.81	0.00	0.00	2.00
19	Ema CUCEK	CRO	11.80	4.32	7.98	1.56	0.00	1.63	0.00	0.00	0.50
20	Korina VINTAR	CRO	11.20	5.70	7.50	1.50	0.00	1.50	0.00	0.00	2.00
21	Vita UDOVICIC	CRO	10.42	4.16	6.26	1.25	0.00	1.25	0.00	0.00	0.00
22	Mia LIVAJA	CRO	10.12	4.66	5.96	1.13	0.00	1.25	0.00	0.00	0.50
23	Franka ROZMAN	CRO	8.28	3.43	4.85	1.00	0.00	0.94	0.00	0.00	0.00
24	Petra TRBOJEVIC	CRO	7.04	2.36	5.18	0.94	0.00	1.13	0.00	0.00	0.50
25	Petra BUCKO	CRO	4.22	1.09	3.13	0.56	0.00	0.69	0.00	0.00	0.00

SS = Skating Skills

PE = Performance

* = factored score

Printed: 30.10.2017. 10:01:09

Golden Bear 2017

CUBS II GIRLS FREE SKATING

JUDGES DETAILS PER SKATER

Rank	Name	Nation	Starting Number	Total Segment Score	Total Element Score	Total Program Component Score (factored)	Total Deductions
4	Zoja KRAMAR	SLO	22	26.19	13.06	13.13	0.00

#	Executed Elements	Info	Base Value	GOE	J1	J2	J3	J4	J5	J6	J7	J8	J9	Ref	Scores of Panel
1	2T		1.30	-0.20	-1	-1	-1	-1							1.10
2	2S+2T		2.60	-0.30	-2	-1	-1	-2							2.30
3	1A+1Lo		1.60	0.00	0	0	0	0							1.60
4	CSSp2		2.30	0.00	0	0	0	0							2.30
5	ChSq1		2.00	0.53	0	1	1	1							2.53
6	1A		1.10	0.00	0	0	0	0							1.10
7	CCoSp1		2.00	0.13	0	1	0	0							2.13
			12.90												13.06
Program Components			Factor												
Skating Skills				2.50	2.25	2.00	3.00	2.75					2.50		
				0.00	0.00	0.00	0.00	0.00							
Performance				2.50	2.50	2.50	3.00	3.00					2.75		
Judges Total Program Component Score (factored)														13.13	

Deductions	0.00
-------------------	-------------

Rank	Name	Nation	Starting Number	Total Segment Score	Total Element Score	Total Program Component Score (factored)	Total Deductions
5	Hana ROGINIC	CRO	19	23.40	11.05	12.35	0.00

#	Executed Elements	Info	Base Value	GOE	J1	J2	J3	J4	J5	J6	J7	J8	J9	Ref	Scores of Panel
1	1A+1Lo		1.60	-0.05	0	0	0	-1							1.55
2	CCoSp2		2.50	0.00	0	0	0	0							2.50
3	1F+1Lo		1.00	0.00	0	0	0	0							1.00
4	1Lz		0.60	-0.10	0	-1	-1	-2							0.50
5	ChSq1		2.00	0.18	0	1	0	0							2.18
6	1A		1.10	0.00	0	0	0	0							1.10
7	CSSp2		2.30	-0.08	0	0	0	-1							2.22
			11.10												11.05
Program Components			Factor												
Skating Skills				2.50	2.50	2.25	2.50	2.25					2.38		
				0.00	0.00	0.00	0.00	0.00							
Performance				2.50	2.75	2.50	2.75	2.25					2.56		
Judges Total Program Component Score (factored)														12.35	

Deductions	0.00
-------------------	-------------

Rank	Name	Nation	Starting Number	Total Segment Score	Total Element Score	Total Program Component Score (factored)	Total Deductions
6	Zala GRUM	SLO	21	22.75	10.90	12.35	0.50

#	Executed Elements	Info	Base Value	GOE	J1	J2	J3	J4	J5	J6	J7	J8	J9	Ref	Scores of Panel
1	1A+1Lo		1.60	0.00	0	0	0	0							1.60
2	2S		1.30	-0.60	-3	-3	-3	-3							0.70
3	1Lz+1Lo	!	1.10	-0.13	-2	-1	-1	-1							0.97
4	CSSp2		2.30	-0.08	-1	0	0	0							2.22
5	1A		1.10	0.00	0	0	0	0							1.10
6	ChSq1		2.00	0.18	0	1	0	0							2.18
7	CCoSp1		2.00	0.13	0	1	0	0							2.13
			11.40												10.90
Program Components			Factor												
Skating Skills				2.50	2.25	2.25	2.50	2.50					2.38		
				0.00	0.00	0.00	0.00	0.00							
Performance				2.50	2.25	2.50	2.75	2.75					2.56		
Judges Total Program Component Score (factored)														12.35	

Deductions	Falls: -0.50	-0.50
-------------------	--------------	--------------

! Not clear edge

Golden Bear 2017

CUBS II GIRLS FREE SKATING

JUDGES DETAILS PER SKATER

Rank	Name	Nation	Starting Number	Total Segment Score	Total Element Score	Program Score (factored)	Total Component Score (factored)	Total Deductions
7	Sara HOFER	AUT	10	21.24	10.18		11.56	0.50

#	Executed Elements	Info	Base Value	GOE	J1	J2	J3	J4	J5	J6	J7	J8	J9	Ref	Scores of Panel
1	1S		0.40	-0.30	-3	-3	-3	-3							0.10
2	1A+1Lo		1.60	0.00	0	0	0	0							1.60
3	2F<	<	1.40	-0.30	-1	-1	-1	-1							1.10
4	FSSp2		2.30	0.00	0	0	0	0							2.30
5	ChSq1		2.00	-0.25	-1	0	0	-1							1.75
6	2T		1.30	-0.60	-3	-3	-3	-3							0.70
7	CCoSp2		2.50	0.13	0	1	0	0							2.63
			11.50												10.18
Program Components			Factor												
Skating Skills			2.50		2.25	2.50	2.50	2.00							2.31
			0.00		0.00	0.00	0.00	0.00							
Performance			2.50		2.25	2.75	2.25	2.00							2.31
Judges Total Program Component Score (factored)															11.56

Deductions	Falls: -0.50	-0.50
-------------------	--------------	--------------

< Under-rotated jump

Rank	Name	Nation	Starting Number	Total Segment Score	Total Element Score	Program Score (factored)	Total Component Score (factored)	Total Deductions
8	Julija JAGODIC	CRO	11	20.80	10.37		10.93	0.50

#	Executed Elements	Info	Base Value	GOE	J1	J2	J3	J4	J5	J6	J7	J8	J9	Ref	Scores of Panel
1	1A+2Lo<<	<<	1.60	-0.25	-2	-1	-1	-1							1.35
2	2S+1A+SEQ		1.92	-0.15	0	-1	-1	-1							1.77
3	SSp2		1.60	-0.08	-1	0	0	0							1.52
4	2T<	<	0.90	-0.60	-3	-3	-3	-3							0.30
5	ChSq1		2.00	0.35	1	0	1	0							2.35
6	2S		1.30	-0.35	-2	-2	-2	-1							0.95
7	CCoSp1		2.00	0.13	0	1	0	0							2.13
			11.32												10.37
Program Components			Factor												
Skating Skills			2.50		2.00	2.00	2.25	2.00							2.06
			0.00		0.00	0.00	0.00	0.00							
Performance			2.50		2.25	2.25	2.50	2.25							2.31
Judges Total Program Component Score (factored)															10.93

Deductions	Falls: -0.50	-0.50
-------------------	--------------	--------------

< Under-rotated jump << Downgraded jump

Golden Bear 2017

CUBS II GIRLS FREE SKATING

JUDGES DETAILS PER SKATER

Rank	Name	Nation	Starting Number	Total Segment Score	Total Element Score	Program Score (factored)	Total Component Score (factored)	Total Deductions
9	AseI ALIBEKOVA	UAE	18	20.73	8.38		12.35	0.00

#	Executed Elements	Info	Base Value	GOE	J1	J2	J3	J4	J5	J6	J7	J8	J9	Ref	Scores of Panel
1	1A		1.10	-0.30	-3	-1	-1	-1							0.80
2	2S<<+1T	<<	0.80	-0.20	-3	-2	-1	-2							0.60
3	CCoSp2		2.50	0.00	0	0	0	0							2.50
4	ChSq1		2.00	-0.20	-1	1	-1	-1							1.80
5	2S<	<	0.90	-0.25	-1	-1	-2	-1							0.65
6	2Lo<<	<<	0.50	-0.20	-2	-2	-2	-2							0.30
7	SSp2		1.60	0.13	0	1	0	0							1.73
			9.40												8.38
Program Components			Factor												
Skating Skills			2.50		2.00	2.25	2.75	3.00					2.50		
			0.00		0.00	0.00	0.00	0.00							
Performance			2.50		2.00	2.50	2.75	2.50					2.44		
Judges Total Program Component Score (factored)														12.35	

Deductions	0.00
-------------------	-------------

< Under-rotated jump << Downgraded jump

Rank	Name	Nation	Starting Number	Total Segment Score	Total Element Score	Program Score (factored)	Total Component Score (factored)	Total Deductions
10	Kiara JAKUS OGRINC	CRO	25	20.49	9.23		11.26	0.00

#	Executed Elements	Info	Base Value	GOE	J1	J2	J3	J4	J5	J6	J7	J8	J9	Ref	Scores of Panel
1	1A		1.10	0.00	0	0	0	0							1.10
2	SSp1		1.30	0.38	0	1	1	1							1.68
3	1F+1A+SEQ		1.28	0.00	0	0	0	0							1.28
4	ChSq1		2.00	0.00	0	0	0	0							2.00
5	2S		1.30	-0.20	-1	-1	-1	-1							1.10
6	1F+1Lo		1.00	0.00	0	0	0	0							1.00
7	CoSp1V		1.30	-0.23	-1	-1	-1	0							1.07
			9.28												9.23
Program Components			Factor												
Skating Skills			2.50		2.25	1.75	2.75	2.25					2.25		
			0.00		0.00	0.00	0.00	0.00							
Performance			2.50		2.25	2.25	2.50	2.00					2.25		
Judges Total Program Component Score (factored)														11.26	

Deductions	0.00
-------------------	-------------

Rank	Name	Nation	Starting Number	Total Segment Score	Total Element Score	Program Score (factored)	Total Component Score (factored)	Total Deductions
11	Hayden Isabel BALUCATING	PHI	20	19.02	7.94		11.58	0.50

#	Executed Elements	Info	Base Value	GOE	J1	J2	J3	J4	J5	J6	J7	J8	J9	Ref	Scores of Panel
1	CSp1		1.40	0.00	0	0	0	0							1.40
2	ChSq1		2.00	-0.13	-1	0	0	0							1.87
3	2Lo<<+COMBO+1T	<<	0.90	-0.30	-3	-3	-3	-3							0.60
4	2S<+2T<	<	1.80	-0.45	-2	-2	-2	-3							1.35
5	2Lo<<	<<	0.50	-0.23	-3	-2	-2	-2							0.27
6	1A		1.10	-0.35	-2	-1	-2	-2							0.75
7	CCoSp1		2.00	-0.30	-1	-1	-1	-1							1.70
			9.70												7.94
Program Components			Factor												
Skating Skills			2.50		2.00	2.50	2.25	2.25					2.25		
			0.00		0.00	0.00	0.00	0.00							
Performance			2.50		2.00	2.25	2.75	2.50					2.38		
Judges Total Program Component Score (factored)														11.58	

Deductions	Falls: -0.50	-0.50
-------------------	--------------	--------------

< Under-rotated jump << Downgraded jump

Golden Bear 2017

CUBS II GIRLS FREE SKATING

JUDGES DETAILS PER SKATER

Rank	Name	Nation	Starting Number	Total Segment Score	Total Element Score	Program Score (factored)	Total Component Score (factored)	Total Deductions
12	Sara TOMIC	CRO	12	17.62	8.57		9.55	0.50

#	Executed Elements	Info	Base Value	GOE	J1	J2	J3	J4	J5	J6	J7	J8	J9	Ref	Scores of Panel
1	2S<+1A+SEQ	<	1.60	-0.60	-3	-3	-3	-3							1.00
2	1A		1.10	0.00	0	0	0	0							1.10
3	SSp2		1.60	0.13	0	1	0	0							1.73
4	ChSq1		2.00	-0.13	0	0	0	-1							1.87
5	1F+COMBO+1Lo		1.00	-0.18	-2	-1	-2	-2							0.82
6	2S<	<	0.90	-0.40	-3	-1	-2	-2							0.50
7	CCoSpB		1.70	-0.15	0	0	-1	-1							1.55
			9.90												8.57
Program Components			Factor												
Skating Skills				2.50	1.50	1.75	2.25	2.00							1.88
				0.00	0.00	0.00	0.00								
Performance				2.50	1.75	2.25	2.00	1.75							1.94
Judges Total Program Component Score (factored)														9.55	

Deductions	Falls: -0.50	-0.50
-------------------	--------------	--------------

< Under-rotated jump

Rank	Name	Nation	Starting Number	Total Segment Score	Total Element Score	Program Score (factored)	Total Component Score (factored)	Total Deductions
13	Una BUNCIC	CRO	9	17.45	8.69		8.76	0.00

#	Executed Elements	Info	Base Value	GOE	J1	J2	J3	J4	J5	J6	J7	J8	J9	Ref	Scores of Panel
1	1A		1.10	0.00	0	0	0	0							1.10
2	CCoSpB		1.70	-0.30	-1	-1	-1	-1							1.40
3	ChSq1		2.00	-0.50	-1	-1	-1	-1							1.50
4	1Lz+1Lo		1.10	-0.03	0	0	0	-1							1.07
5	1A+1Lo		1.60	0.00	0	0	0	0							1.60
6	1F		0.50	0.00	0	0	0	0							0.50
7	SSp2		1.60	-0.08	-1	0	0	0							1.52
			9.60												8.69
Program Components			Factor												
Skating Skills				2.50	1.50	1.50	2.00	1.75							1.69
				0.00	0.00	0.00	0.00								
Performance				2.50	1.50	1.75	2.00	2.00							1.81
Judges Total Program Component Score (factored)														8.76	

Deductions		0.00
-------------------	--	-------------

Rank	Name	Nation	Starting Number	Total Segment Score	Total Element Score	Program Score (factored)	Total Component Score (factored)	Total Deductions
14	Marta BABIC	CRO	8	16.65	8.04		8.61	0.00

#	Executed Elements	Info	Base Value	GOE	J1	J2	J3	J4	J5	J6	J7	J8	J9	Ref	Scores of Panel
1	2S		1.30	-0.60	-3	-3	-3	-3							0.70
2	CCoSp2V		2.00	-0.08	0	0	0	-1							1.92
3	ChSq1		2.00	0.00	0	0	0	0							2.00
4	1A		1.10	-0.30	-1	-2	-2	-1							0.80
5	1A+1Lo<<	<<	1.10	-0.40	-2	-2	-2	-2							0.70
6	1F+1Lo		1.00	0.00	0	0	0	0							1.00
7	SSp1		1.30	-0.38	-2	-1	-1	-1							0.92
			9.80												8.04
Program Components			Factor												
Skating Skills				2.50	1.25	1.25	2.25	2.00							1.69
				0.00	0.00	0.00	0.00								
Performance				2.50	1.50	1.50	2.25	1.75							1.75
Judges Total Program Component Score (factored)														8.61	

Deductions		0.00
-------------------	--	-------------

<< Downgraded jump

Golden Bear 2017

CUBS II GIRLS FREE SKATING

JUDGES DETAILS PER SKATER

Rank	Name	Nation	Starting Number	Total Segment Score	Total Element Score	Program Score (factored)	Total Component Score (factored)	Total Deductions
15	Rea PRLJIC	CRO	7	16.34	7.29		9.55	0.50

#	Executed Elements	Info	Base Value	GOE	J1	J2	J3	J4	J5	J6	J7	J8	J9	Ref	Scores of Panel
1	1A+1A+SEQ		1.76	-0.60	-3	-3	-3	-3							1.16
2	1Lze+1Lo	e	1.00	-0.18	-2	-1	-2	-2							0.82
3	SSp1		1.30	-0.08	-1	0	0	0							1.22
4	1F		0.50	0.00	0	0	0	0							0.50
5	2S<<	<<	0.40	-0.30	-3	-3	-3	-3							0.10
6	ChSq1		2.00	-0.13	0	0	0	-1							1.87
7	CCoSpB		1.70	-0.08	-1	0	0	0							1.62
			8.66												7.29
Program Components			Factor												
Skating Skills			2.50		1.75	1.50	2.25	2.00							1.88
			0.00		0.00	0.00	0.00	0.00							
Performance			2.50		1.75	1.50	2.25	2.25							1.94
Judges Total Program Component Score (factored)														9.55	

Deductions	Falls: -0.50	-0.50
-------------------	--------------	--------------

<< Downgraded jump e Wrong edge

Rank	Name	Nation	Starting Number	Total Segment Score	Total Element Score	Program Score (factored)	Total Component Score (factored)	Total Deductions
16	Tara PLAHUTAR	CRO	24	15.37	5.82		9.55	0.00

#	Executed Elements	Info	Base Value	GOE	J1	J2	J3	J4	J5	J6	J7	J8	J9	Ref	Scores of Panel
1	1F+1A+SEQ		1.28	-0.50	-3	-2	-2	-3							0.78
2	SSp1		1.30	-0.15	-1	0	0	-1							1.15
3	ChSq1		2.00	-0.13	-1	0	0	0							1.87
4	1S		0.40	0.05	0	0	0	1							0.45
5	1F		0.50	0.00	0	0	0	0							0.50
6	1Lz+1Lo		1.10	-0.03	0	0	0	-1							1.07
7	CoSp		0.00	0.00	-	-	-	-							0.00
			6.58												5.82
Program Components			Factor												
Skating Skills			2.50		1.75	1.75	2.00	2.00							1.88
			0.00		0.00	0.00	0.00	0.00							
Performance			2.50		2.00	1.50	2.25	2.00							1.94
Judges Total Program Component Score (factored)														9.55	

Deductions		0.00
-------------------	--	-------------

Rank	Name	Nation	Starting Number	Total Segment Score	Total Element Score	Program Score (factored)	Total Component Score (factored)	Total Deductions
17	Megy FILIPOVIC	CRO	6	12.81	5.20		8.61	1.00

#	Executed Elements	Info	Base Value	GOE	J1	J2	J3	J4	J5	J6	J7	J8	J9	Ref	Scores of Panel
1	2F<<+1A+SEQ	<<	1.28	-0.60	-3	-3	-3	-3							0.68
2	1Lz+1A+SEQ		1.36	-0.20	-1	-1	0	-2							1.16
3	CoSpBV		1.10	-0.60	-2	-2	-3	-1							0.50
4	2Lo<<	<<	0.50	-0.23	-2	-3	-2	-2							0.27
5	ChSq1		2.00	-0.13	-1	0	0	0							1.87
6	2S<<	<<	0.40	-0.30	-3	-3	-3	-3							0.10
7	SSp1		1.30	-0.68	-3	-2	-1	-3							0.62
			7.94												5.20
Program Components			Factor												
Skating Skills			2.50		1.25	1.75	2.00	1.75							1.69
			0.00		0.00	0.00	0.00	0.00							
Performance			2.50		1.50	1.50	2.00	2.00							1.75
Judges Total Program Component Score (factored)														8.61	

Deductions	Falls: -1.00	-1.00
-------------------	--------------	--------------

<< Downgraded jump

Golden Bear 2017

CUBS II GIRLS FREE SKATING

JUDGES DETAILS PER SKATER

Rank	Name	Nation	Starting Number	Total Segment Score	Total Element Score	Program Score (factored)	Total Component Score (factored)	Total Deductions
18	Pia TEPUS AJDIC	SLO	26	11.83	4.60		9.23	2.00

#	Executed Elements	Info	Base Value	GOE	J1	J2	J3	J4	J5	J6	J7	J8	J9	Ref	Scores of Panel
1	CCoSpB		1.70	-0.30	-1	-1	-1	-1							1.40
2	1Lz+1Lo		1.10	0.00	0	0	0	0							1.10
3	1A		1.10	-0.50	-3	-2	-2	-3							0.60
4	2S<	<	0.90	-0.60	-3	-3	-3	-3							0.30
5	ChSq		0.00	0.00	-	-	-	-							0.00
6	1A		1.10	-0.60	-3	-3	-3	-3							0.50
7	SSp2		1.60	-0.90	-3	-3	-3	-3							0.70
			7.50												4.60
Program Components			Factor												
Skating Skills			2.50		1.75	1.50	2.25	2.00						1.88	
			0.00		0.00	0.00	0.00	0.00							
Performance			2.50		1.75	1.50	2.00	2.00						1.81	
Judges Total Program Component Score (factored)															9.23

Deductions	Falls: -2.00	-2.00
-------------------	--------------	--------------

< Under-rotated jump

Rank	Name	Nation	Starting Number	Total Segment Score	Total Element Score	Program Score (factored)	Total Component Score (factored)	Total Deductions
19	Ema CUCEK	CRO	5	11.80	4.32		7.98	0.50

#	Executed Elements	Info	Base Value	GOE	J1	J2	J3	J4	J5	J6	J7	J8	J9	Ref	Scores of Panel
1	1F		0.50	0.00	0	0	0	0							0.50
2	SSpB		1.10	-0.60	-2	-1	-3	-2							0.50
3	1Lze+1A<<+SEQ	e	0.40	-0.30	-3	-3	-3	-3							0.10
4	1F+1Lo		1.00	-0.03	0	0	0	-1							0.97
5	ChSq1		2.00	-0.75	-1	-1	-2	-2							1.25
6	2Lo<<<	<<	0.50	-0.30	-3	-3	-3	-3							0.20
7	CoSpBV		1.10	-0.30	-1	0	-1	-2							0.80
			6.60												4.32
Program Components			Factor												
Skating Skills			2.50		1.25	1.75	1.75	1.50						1.56	
			0.00		0.00	0.00	0.00	0.00							
Performance			2.50		1.50	1.75	1.75	1.50						1.63	
Judges Total Program Component Score (factored)															7.98

Deductions	Falls: -0.50	-0.50
-------------------	--------------	--------------

<< Downgraded jump e Wrong edge

Rank	Name	Nation	Starting Number	Total Segment Score	Total Element Score	Program Score (factored)	Total Component Score (factored)	Total Deductions
20	Korina VINTAR	CRO	13	11.20	5.70		7.50	2.00

#	Executed Elements	Info	Base Value	GOE	J1	J2	J3	J4	J5	J6	J7	J8	J9	Ref	Scores of Panel
1	1A		1.10	0.00	0	0	0	0							1.10
2	1Lz+1Lo		1.10	-0.03	0	0	0	-1							1.07
3	SSp		0.00	0.00	-	-	-	-							0.00
4	ChSq1		2.00	-0.75	0	-2	-2	-2							1.25
5	2S		1.30	-0.60	-3	-3	-3	-3							0.70
6	1F+1A+SEQ		1.28	-0.60	-3	-3	-3	-3							0.68
7	CCoSpBV		1.50	-0.60	-3	-1	-1	-3							0.90
			8.28												5.70
Program Components			Factor												
Skating Skills			2.50		1.25	1.25	1.75	1.75						1.50	
			0.00		0.00	0.00	0.00	0.00							
Performance			2.50		1.50	1.50	1.50	1.50						1.50	
Judges Total Program Component Score (factored)															7.50

Deductions	Time violation: -1.00	Falls: -1.00	-2.00
-------------------	-----------------------	--------------	--------------

Golden Bear 2017

CUBS II GIRLS FREE SKATING

JUDGES DETAILS PER SKATER

Rank	Name	Nation	Starting Number	Total Segment Score	Total Element Score	Program Component Score (factored)	Total Deductions
21	Vita UDOVICIC	CRO	2	10.42	4.16	6.26	0.00

#	Executed Elements	Info	Base Value	GOE	J1	J2	J3	J4	J5	J6	J7	J8	J9	Ref	Scores of Panel
1	ChSq1		2.00	-0.38	-1	0	-1	-1							1.62
2	1S		0.40	0.00	0	0	0	0							0.40
3	CoSp		0.00	0.00	-	-	-	-							0.00
4	1T		0.40	0.00	0	0	0	0							0.40
5	1Lo+1T		0.90	-0.05	-1	0	0	-1							0.85
6	1S		0.40	-0.08	0	-1	-1	-1							0.32
7	SSpB		1.10	-0.53	-2	-1	-1	-3							0.57
			5.20												4.16
Program Components			Factor												
Skating Skills			2.50		1.00	1.25	1.75	1.00							1.25
			0.00		0.00	0.00	0.00	0.00							
Performance			2.50		1.00	1.25	1.75	1.00							1.25
Judges Total Program Component Score (factored)														6.26	

Deductions		0.00
-------------------	--	-------------

Rank	Name	Nation	Starting Number	Total Segment Score	Total Element Score	Program Component Score (factored)	Total Deductions
22	Mia LIVAJA	CRO	14	10.12	4.66	5.96	0.50

#	Executed Elements	Info	Base Value	GOE	J1	J2	J3	J4	J5	J6	J7	J8	J9	Ref	Scores of Panel
1	SSp1		1.30	0.00	0	0	0	0							1.30
2	1S+SEQ+A		0.32	-0.20	-3	0	-3	-2							0.12
3	1Lze<	e	0.40	-0.25	-3	-2	-3	-2							0.15
4	ChSq1		2.00	-0.38	-1	-1	0	-1							1.62
5	CoSp		0.00	0.00	-	-	-	-							0.00
6	1F		0.50	-0.03	0	0	-1	0							0.47
7	1Lo+1Lo		1.00	0.00	0	0	0	0							1.00
			5.52												4.66
Program Components			Factor												
Skating Skills			2.50		0.75	1.00	1.50	1.25							1.13
			0.00		0.00	0.00	0.00	0.00							
Performance			2.50		1.00	1.25	1.25	1.50							1.25
Judges Total Program Component Score (factored)														5.96	

Deductions	Falls: -0.50	-0.50
-------------------	--------------	--------------

< Under-rotated jump e Wrong edge

Rank	Name	Nation	Starting Number	Total Segment Score	Total Element Score	Program Component Score (factored)	Total Deductions
23	Franka ROZMAN	CRO	3	8.28	3.43	4.85	0.00

#	Executed Elements	Info	Base Value	GOE	J1	J2	J3	J4	J5	J6	J7	J8	J9	Ref	Scores of Panel
1	1F		0.50	-0.05	0	0	-1	-1							0.45
2	1Lo+1Lo		1.00	-0.08	-2	0	0	-1							0.92
3	USpB		1.00	-0.68	-2	-2	-2	-3							0.32
4	ChSq1		2.00	-0.75	-1	-1	-2	-2							1.25
5	1F+1A<<+SEQ	<<	0.40	-0.28	-3	-3	-2	-3							0.12
6	CoSp		0.00	0.00	-	-	-	-							0.00
7	1T		0.40	-0.03	0	0	-1	0							0.37
			5.30												3.43
Program Components			Factor												
Skating Skills			2.50		0.75	1.25	1.25	0.75							1.00
			0.00		0.00	0.00	0.00	0.00							
Performance			2.50		0.50	1.25	1.00	1.00							0.94
Judges Total Program Component Score (factored)														4.85	

Deductions		0.00
-------------------	--	-------------

<< Downgraded jump

Golden Bear 2017

CUBS II GIRLS FREE SKATING

JUDGES DETAILS PER SKATER

Rank	Name	Nation	Starting Number	Total Segment Score	Total Element Score	Program Score (factored)	Total Component Score (factored)	Total Deductions
24	Petra TRBOJEVIC	CRO	23	7.04	2.36		5.18	0.50

#	Executed Elements	Info	Base Value	GOE	J1	J2	J3	J4	J5	J6	J7	J8	J9	Ref	Scores of Panel
1	1F<	<	0.40	-0.23	-1	-2	-3	-3							0.17
2	1Lo		0.50	-0.10	-1	-1	-1	-1							0.40
3	SSpB		1.10	-0.68	-3	-1	-3	-2							0.42
4	1Lze<<	e	0.00	0.00	-	-	-	-							0.00
5	ChSq1		2.00	-0.75	-1	-1	-2	-2							1.25
6	1S+1Lo<<	<<	0.40	-0.28	-3	-3	-2	-3							0.12
7	CoSp		0.00	0.00	-	-	-	-							0.00
			4.40												2.36
Program Components				Factor											
Skating Skills				2.50	0.75	1.25	1.00	0.75							0.94
				0.00	0.00	0.00	0.00	0.00							
Performance				2.50	1.00	1.75	1.00	0.75							1.13
Judges Total Program Component Score (factored)															5.18

Deductions	Falls: -0.50	-0.50
-------------------	--------------	--------------

< Under-rotated jump << Downgraded jump e Wrong edge

Rank	Name	Nation	Starting Number	Total Segment Score	Total Element Score	Program Score (factored)	Total Component Score (factored)	Total Deductions
25	Petra BUCKO	CRO	15	4.22	1.09		3.13	0.00

#	Executed Elements	Info	Base Value	GOE	J1	J2	J3	J4	J5	J6	J7	J8	J9	Ref	Scores of Panel
1	1S+A+SEQ		0.32	-0.23	-3	-1	-2	-3							0.09
2	USpB		1.00	-0.75	-3	-1	-3	-3							0.25
3	ChSq		0.00	0.00	-	-	-	-							0.00
4	1T		0.40	-0.25	-3	-3	-2	-2							0.15
5	1Lo<<	<<	0.00	0.00	-	-	-	-							0.00
6	1S+1T		0.80	-0.20	-2	-1	-2	-3							0.60
7	CoSp		0.00	0.00	-	-	-	-							0.00
			2.52												1.09
Program Components				Factor											
Skating Skills				2.50	0.50	0.75	0.75	0.25							0.56
				0.00	0.00	0.00	0.00	0.00							
Performance				2.50	0.75	1.00	0.75	0.25							0.69
Judges Total Program Component Score (factored)															3.13

Deductions		0.00
-------------------	--	-------------

<< Downgraded jump

printed: 30.10.2017. 9:50:33

Golden Bear 2017

CHICKS BOYS

Velesajam	27 lis 2017	Free Skating
------------------	-------------	--------------

Size of Skating Area	:	30m*60m
Ice Conditions	:	very good
Number of Entries	:	1
Number of Participants	:	1

Entry Withdrawn	:	
-----------------	---	--

Free Skating			
Duration	:	2:00	+ - 10 Sec.
Segment Factor	:	1,00	
Program Component Factors		Skating Skills	2.50
		Performance	2.50

Golden Bear 2017

PANEL OF JUDGES

CHICKS BOYS - FREE SKATING

Officials

Technical Controller	Ms. Maja LIPOVSCAK	CRO
Technical Specialist	Ms. Sandra PAVICIC	CRO
Assistant Technical Specialist	Mr. Tomislav MIKULANDRIC	CRO

Judges

Referee	Mr. Josip CEROVAC	CRO
Judges	Ms. Sara ANTONINI	CRO
	Ms. Lovorka KODRIN	CRO
	Ms. Mateja AVBRECHT	SLO
	Ms. Denise GALLANDAT	SUI

Data/Replay Operator

	Mr. Tomislav BISCAN	CRO
	Ms. Lana PETRANOVIC	CRO

Golden Bear 2017

RESULTS

CHICKS BOYS FINAL RESULT

Pl. Name	Nation	Total Score	FS
1 Davor JELAVIC	LDA CRO	8.56	1



Mr. Josip CEROVAC CRO

Referee

Printed: 10/27/2017 2:56:58PM

Ms. Maja LIPOVSCAK CRO

Technical Controller



CHICKS BOYS

RESULT DETAILS FREE SKATING

Pl.	Name	Nation	Total Segment Score =	Total Element Score +	Tot. Prog. Comp. Score * +	SS	PE				Deduct.
1	Davor JELAVIC	CRO	8.56	4.21	4.85	1.00	0.00	0.94	0.00	0.00	0.50

SS = Skating Skills

* = factored score

Printed: 30.10.2017. 10:01:13

PE = Performance

Golden Bear 2017

CHICKS BOYS FREE SKATING

JUDGES DETAILS PER SKATER

Rank	Name	Nation	Starting Number	Total Segment Score	Total Element Score	Program Score (factored)	Total Component Score (factored)	Total Deductions
1	Davor JELAVIC	CRO	1	8.56	4.21		4.85	0.50

#	Executed Elements	Info	Base Value	GOE	J1	J2	J3	J4	J5	J6	J7	J8	J9	Ref	Scores of Panel
1	1F+1Lo		1.00	-0.03	0	0	-1	0							0.97
2	1Lz		0.60	-0.25	-3	-2	-3	-2							0.35
3	SSpB		1.10	-0.53	-1	-2	-2	-2							0.57
4	StSqB		1.50	-0.38	-1	0	-2	-2							1.12
5	1F		0.50	-0.05	0	-1	0	-1							0.45
6	1Lo+1A<<+SEQ	<<	0.40	-0.30	-3	-3	-3	-3							0.10
7	CoSpBV		1.10	-0.45	-1	-1	-2	-2							0.65
			6.20												4.21
	Program Components			Factor											
	Skating Skills			2.50	1.00	1.00	1.00	1.00							1.00
				0.00	0.00	0.00	0.00	0.00							
	Performance			2.50	1.00	0.75	1.00	1.00							0.94
	Judges Total Program Component Score (factored)														4.85

Deductions	Falls: -0.50	-0.50
-------------------	--------------	--------------

<< Downgraded jump

printed: 30.10.2017. 9:51:07

Golden Bear 2017

CHICKS GIRLS

Velesajam	27 lis 2017	Free Skating
------------------	-------------	--------------

Size of Skating Area	:	30m*60m
Ice Conditions	:	very good
Number of Entries	:	36
Number of Participants	:	36

Entry Withdrawn	:	
-----------------	---	--

Free Skating			
Duration	:	2:00	+ - 10 Sec.
Segment Factor	:	1,00	
Program Component Factors		Skating Skills	2.50
		Performance	2.50

Golden Bear 2017

PANEL OF JUDGES

CHICKS GIRLS - FREE SKATING

Officials

Technical Controller	Ms. Maja LIPOVSCAK	CRO
Technical Specialist	Ms. Sandra PAVICIC	CRO
Assistant Technical Specialist	Mr. Tomislav MIKULANDRIC	CRO

Judges

Referee	Mr. Josip CEROVAC	CRO
Judges	Ms. Sara ANTONINI	CRO
	Ms. Lovorka KODRIN	CRO
	Ms. Mateja AVBRECHT	SLO
	Ms. Denise GALLANDAT	SUI

Data/Replay Operator

	Mr. Tomislav BISCAN	CRO
	Ms. Lana PETRANOVIC	CRO

Golden Bear 2017

RESULTS

CHICKS GIRLS FINAL RESULT

Pl. Name		Nation	Total Score	FS
1 Klara CUSAK	LDA	CRO	26.56	1
2 Chiara LOIBNER		AUT	24.66	2
3 Julia SZENTIVANYI		HUN	22.59	3
4 Siria MAESTRI		ITA	22.58	4
5 Vita KAS		SLO	22.26	5
6 Tia TELEBAK BOLTA		SLO	20.55	6
7 Anna ZANIN		ITA	20.44	7
8 Perla KOSMAC		SLO	19.86	8
9 Isabella NIEDERLEITNER		AUT	19.78	9
10 Lucija JUNEZ	JES	SLO	19.71	10
11 Liana SMREKAR		SLO	18.83	11
12 Brigitta INCZE		HUN	17.41	12
13 Lucka FORTUNA		SLO	16.57	13
14 Taja BEDNJICKI		SLO	16.19	14
15 Neza Rikke RUTAR		SLO	16.18	15
16 Eva SOVIC	LDA	CRO	15.72	16
17 Gita ZITKOVIC	MDV	CRO	13.12	17
18 Marijeta VRBAN	LDA	CRO	12.77	18
19 Karolina HLUPIC		SLO	11.66	19
20 Zala KAS		SLO	11.22	20
21 Kim VRDOLJAK	LDA	CRO	11.13	21
22 Zala JUNEZ		SLO	11.04	22
23 Neza LUSIC		SLO	10.72	23
24 Lana VRLJICAK	LDA	CRO	9.78	24
25 Lija KROSELJ		SLO	9.74	25
26 Nina LAZAREVIC		SLO	9.25	26
27 Beatriz JURATOVAC	MDV	CRO	9.09	27
28 Pia CIZMEK	MDV	CRO	8.83	28
29 Nika FABRIS	MDV	CRO	7.81	29
30 Sara BUCEK		SLO	6.47	30
31 Eva DUDIC	MDV	CRO	5.95	31
32 Dea SRSEK	LDA	CRO	4.64	32
33 Olga KOSTECKI KRIZAK	LDA	CRO	4.20	33
34 Paola SPAJIC	LDA	CRO	2.19	34
Withdrawn				
Laura MIKLOVICZ		HUN		
Laura MARINELLI		ITA		


Mr. Josip CEROVAC CRO

Referee

Printed: 10/27/2017 2:57:02PM

Ms. Maja LIPOVSCAK CRO

Technical Controller



CHICKS GIRLS

RESULT DETAILS FREE SKATING

Pl.	Name	Nation	Total Segment Score =	Total Element Score +	Tot. Prog. Comp. Score * +	SS	PE			Deduct. -
1	Klara CUSAK	CRO	26.56	11.38	15.18	2.94	0.00	3.13	0.00	0.00
2	Chiara LOIBNER	AUT	24.66	10.61	14.55	2.94	0.00	2.88	0.00	0.50
3	Julia SZENTIVANYI	HUN	22.59	9.16	13.93	2.63	0.00	2.94	0.00	0.50
4	Siria MAESTRI	ITA	22.58	8.23	14.85	2.94	0.00	3.00	0.00	0.50
5	Vita KAS	SLO	22.26	10.08	12.68	2.38	0.00	2.69	0.00	0.50
6	Tia TELEBAK BOLTA	SLO	20.55	9.12	11.43	2.19	0.00	2.38	0.00	0.00
7	Anna ZANIN	ITA	20.44	9.63	10.81	2.13	0.00	2.19	0.00	0.00
8	Perla KOSMAC	SLO	19.86	9.38	10.48	2.00	0.00	2.19	0.00	0.00
9	Isabella NIEDERLEITNER	AUT	19.78	7.93	12.35	2.44	0.00	2.50	0.00	0.50
10	Lucija JUNEZ	SLO	19.71	10.38	10.33	2.19	0.00	1.94	0.00	1.00
11	Liana SMREKAR	SLO	18.83	9.15	9.68	1.81	0.00	2.06	0.00	0.00
12	Brigitta INCZE	HUN	17.41	8.03	9.38	1.75	0.00	2.00	0.00	0.00
13	Lucka FORTUNA	SLO	16.57	8.42	10.15	2.06	0.00	2.00	0.00	2.00
14	Taja BEDNJICKI	SLO	16.19	7.01	10.18	1.88	0.00	2.19	0.00	1.00
15	Neza Rikke RUTAR	SLO	16.18	6.48	9.70	1.88	0.00	2.00	0.00	0.00
16	Eva SOVIC	CRO	15.72	5.09	10.63	2.06	0.00	2.19	0.00	0.00
17	Gita ZITKOVIC	CRO	13.12	5.94	7.68	1.44	0.00	1.63	0.00	0.50
18	Marijeta VRBAN	CRO	12.77	6.69	6.58	1.25	0.00	1.38	0.00	0.50
19	Karolina HLUPIC	SLO	11.66	4.93	6.73	1.25	0.00	1.44	0.00	0.00
20	Zala KAS	SLO	11.22	4.81	6.41	1.25	0.00	1.31	0.00	0.00
21	Kim VRDOLJAK	CRO	11.13	4.08	7.05	1.38	0.00	1.44	0.00	0.00
22	Zala JUNEZ	SLO	11.04	5.43	6.11	1.19	0.00	1.25	0.00	0.50
23	Neza LUSIC	SLO	10.72	3.84	6.88	1.31	0.00	1.44	0.00	0.00
24	Lana VRLJICAK	CRO	9.78	4.00	5.78	1.06	0.00	1.25	0.00	0.00
25	Lija KROSELJ	SLO	9.74	3.04	7.20	1.44	0.00	1.44	0.00	0.50
26	Nina LAZAREVIC	SLO	9.25	3.29	5.96	1.19	0.00	1.19	0.00	0.00
27	Beatriz JURATOVAC	CRO	9.09	3.31	5.78	1.06	0.00	1.25	0.00	0.00
28	Pia CIZMEK	CRO	8.83	3.80	5.03	0.88	0.00	1.13	0.00	0.00
29	Nika FABRIS	CRO	7.81	3.13	4.68	0.81	0.00	1.06	0.00	0.00
30	Sara BUCEK	SLO	6.47	2.77	4.70	0.94	0.00	0.94	0.00	1.00

CHICKS GIRLS

RESULT DETAILS FREE SKATING

Pl.	Name	Nation	Total Segment Score =	Total Element Score +	Tot. Prog. Comp. Score * +	SS	PE				Deduct. -
31	Eva DUDIC	CRO	5.95	0.97	5.48	1.06	0.00	1.13	0.00	0.00	0.50
32	Dea SRSEK	CRO	4.64	1.23	3.91	0.81	0.00	0.75	0.00	0.00	0.50
33	Olga KOSTECKI KRIZAK	CRO	4.20	0.74	3.46	0.63	0.00	0.75	0.00	0.00	0.00
34	Paola SPAJIC	CRO	2.19	0.19	2.50	0.50	0.00	0.50	0.00	0.00	0.50

SS = Skating Skills

PE = Performance

* = factored score

Printed: 30.10.2017. 10:01:17

Golden Bear 2017

CHICKS GIRLS FREE SKATING

JUDGES DETAILS PER SKATER

Rank	Name	Nation	Starting Number	Total Segment Score	Total Element Score	Program Score (factored)	Total Component Score (factored)	Total Deductions
1	Klara CUSAK	CRO	36	26.56	11.38		15.18	0.00

#	Executed Elements	Info	Base Value	GOE	J1	J2	J3	J4	J5	J6	J7	J8	J9	Ref	Scores of Panel
1	2Lo		1.80	-0.15	-1	0	0	-1							1.65
2	CSSp1		1.90	0.00	0	0	0	0							1.90
3	1A+2T<<	<<	1.50	-0.40	-2	-2	-2	-2							1.10
4	2Lz<<	<<	0.60	-0.20	-2	-2	-2	-2							0.40
5	ChSq1		2.00	0.18	0	0	1	0							2.18
6	2Lo+1A+SEQ		2.32	0.00	0	0	0	0							2.32
7	CCoSp1V		1.70	0.13	1	0	0	0							1.83
			11.82												11.38
Program Components			Factor												
Skating Skills				2.50	2.25	3.25	3.00	3.25					2.94		
				0.00	0.00	0.00	0.00								
Performance				2.50	2.25	3.50	3.25	3.50					3.13		
Judges Total Program Component Score (factored)														15.18	

Deductions															0.00
-------------------	--	--	--	--	--	--	--	--	--	--	--	--	--	--	-------------

<< Downgraded jump

Rank	Name	Nation	Starting Number	Total Segment Score	Total Element Score	Program Score (factored)	Total Component Score (factored)	Total Deductions
2	Chiara LOIBNER	AUT	35	24.66	10.61		14.55	0.50

#	Executed Elements	Info	Base Value	GOE	J1	J2	J3	J4	J5	J6	J7	J8	J9	Ref	Scores of Panel
1	2F<<+2T<<	<<	0.90	-0.23	-2	-2	-3	-2							0.67
2	1A+2T<	<	2.00	-0.15	0	-1	-1	-1							1.85
3	LSp2		1.90	-0.23	-1	-1	-1	0							1.67
4	2Lz<	<	1.50	-0.90	-3	-3	-3	-3							0.60
5	2Lo<	<	1.30	-0.83	-3	-2	-3	-3							0.47
6	ChSq1		2.00	0.35	0	1	1	0							2.35
7	CCoSp2		2.50	0.50	1	1	1	1							3.00
			12.10												10.61
Program Components			Factor												
Skating Skills				2.50	2.00	3.25	3.25	3.25					2.94		
				0.00	0.00	0.00	0.00								
Performance				2.50	2.25	3.00	3.00	3.25					2.88		
Judges Total Program Component Score (factored)														14.55	

Deductions	Falls: -0.50														-0.50
-------------------	--------------	--	--	--	--	--	--	--	--	--	--	--	--	--	--------------

< Under-rotated jump << Downgraded jump

Golden Bear 2017

CHICKS GIRLS FREE SKATING

JUDGES DETAILS PER SKATER

Rank	Name	Nation	Starting Number	Total Segment Score	Total Element Score	Program Score (factored)	Total Component Score (factored)	Total Deductions
3	Julia SZENTIVANYI	HUN	14	22.59	9.16		13.93	0.50

#	Executed Elements	Info	Base Value	GOE	J1	J2	J3	J4	J5	J6	J7	J8	J9	Ref	Scores of Panel
1	1A+1Lo		1.60	0.05	0	1	0	0							1.65
2	2S<<	<<	0.40	-0.25	-3	-2	-3	-2							0.15
3	2S<	>	0.90	-0.60	-3	-3	-3	-3							0.30
4	SSp2		1.60	0.38	1	1	0	1							1.98
5	ChSq1		2.00	0.70	1	1	1	1							2.70
6	1A		1.10	0.05	0	1	0	0							1.15
7	CoSpBV		1.10	0.13	0	1	0	0							1.23
			8.70												9.16
Program Components			Factor												
Skating Skills				2.50	2.00	2.50	3.00	3.00							2.63
				0.00	0.00	0.00	0.00	0.00							
Performance				2.50	2.25	2.75	3.50	3.25							2.94
Judges Total Program Component Score (factored)															13.93

Deductions	Falls: -0.50	-0.50
-------------------	--------------	--------------

< Under-rotated jump << Downgraded jump

Rank	Name	Nation	Starting Number	Total Segment Score	Total Element Score	Program Score (factored)	Total Component Score (factored)	Total Deductions
4	Siria MAESTRI	ITA	20	22.58	8.23		14.85	0.50

#	Executed Elements	Info	Base Value	GOE	J1	J2	J3	J4	J5	J6	J7	J8	J9	Ref	Scores of Panel
1	1A		1.10	-0.60	-3	-3	-3	-3							0.50
2	1Lz+1Lo		1.10	0.20	1	1	1	1							1.30
3	CSp1		1.40	0.63	1	2	1	1							2.03
4	ChSq		0.00	0.00	-	-	-	-							0.00
5	1F+1Lo		1.00	0.10	0	1	1	0							1.10
6	1A		1.10	-0.05	0	0	-1	0							1.05
7	CoSp2		2.00	0.25	1	1	0	0							2.25
			7.70												8.23
Program Components			Factor												
Skating Skills				2.50	2.50	2.75	3.25	3.25							2.94
				0.00	0.00	0.00	0.00	0.00							
Performance				2.50	2.75	2.75	3.25	3.25							3.00
Judges Total Program Component Score (factored)															14.85

Deductions	Falls: -0.50	-0.50
-------------------	--------------	--------------

Rank	Name	Nation	Starting Number	Total Segment Score	Total Element Score	Program Score (factored)	Total Component Score (factored)	Total Deductions
5	Vita KAS	SLO	25	22.26	10.08		12.68	0.50

#	Executed Elements	Info	Base Value	GOE	J1	J2	J3	J4	J5	J6	J7	J8	J9	Ref	Scores of Panel
1	1A		1.10	-0.60	-3	-3	-3	-3							0.50
2	1Lz+1Lo		1.10	0.00	0	0	0	0							1.10
3	ChSq1		2.00	0.70	1	1	1	1							2.70
4	1A+1T		1.50	0.00	0	0	0	0							1.50
5	CCoSp1V		1.70	0.13	0	1	0	0							1.83
6	1Lz		0.60	0.00	0	0	0	0							0.60
7	SSp2		1.60	0.25	1	1	0	0							1.85
			9.60												10.08
Program Components			Factor												
Skating Skills				2.50	2.50	2.00	2.50	2.50							2.38
				0.00	0.00	0.00	0.00	0.00							
Performance				2.50	2.75	2.25	3.00	2.75							2.69
Judges Total Program Component Score (factored)															12.68

Deductions	Falls: -0.50	-0.50
-------------------	--------------	--------------

Golden Bear 2017

CHICKS GIRLS FREE SKATING

JUDGES DETAILS PER SKATER

Rank	Name	Nation	Starting Number	Total Segment Score	Total Element Score	Program Score (factored)	Total Deductions
6	Tia TELEBAK BOLTA	SLO	2	20.55	9.12	11.43	0.00

#	Executed Elements	Info	Base Value	GOE	J1	J2	J3	J4	J5	J6	J7	J8	J9	Ref	Scores of Panel
1	1F+1Lo		1.00	-0.08	0	0	-2	-1							0.92
2	1A		1.10	0.00	0	0	0	0							1.10
3	CoSpB		1.50	0.13	0	1	0	0							1.63
4	ChSq1		2.00	-0.38	-1	0	-1	-1							1.62
5	1A+1Lo		1.60	-0.05	-1	0	0	0							1.55
6	1Lz		0.60	-0.03	0	0	-1	0							0.57
7	SSp2		1.60	0.13	0	1	0	0							1.73
			9.40												9.12
Program Components			Factor												
Skating Skills				2.50	1.50	2.25	2.50	2.50							2.19
				0.00	0.00	0.00	0.00								
Performance				2.50	1.75	2.75	2.50	2.50							2.38
Judges Total Program Component Score (factored)															11.43

Deductions	0.00
-------------------	-------------

Rank	Name	Nation	Starting Number	Total Segment Score	Total Element Score	Program Component Score (factored)	Total Deductions
7	Anna ZANIN	ITA	11	20.44	9.63	10.81	0.00

#	Executed Elements	Info	Base Value	GOE	J1	J2	J3	J4	J5	J6	J7	J8	J9	Ref	Scores of Panel
1	2S		1.30	-0.20	-1	-1	-1	-1							1.10
2	SSp1		1.30	0.13	0	1	0	0							1.43
3	1F+1Lo		1.00	-0.03	-1	0	0	0							0.97
4	1A+1Lo		1.60	-0.05	0	0	-1	0							1.55
5	ChSq1		2.00	0.00	0	0	0	0							2.00
6	1A		1.10	-0.15	-1	0	-1	-1							0.95
7	CoSp2V		1.50	0.13	0	1	0	0							1.63
			9.80												9.63
Program Components			Factor												
Skating Skills				2.50	1.25	2.00	2.50	2.75							2.13
				0.00	0.00	0.00	0.00	0.00							
Performance				2.50	1.25	2.25	2.75	2.50							2.19
Judges Total Program Component Score (factored)															10.81

Deductions	0.00
-------------------	-------------

Rank	Name	Nation	Starting Number	Total Segment Score	Total Element Score	Program Component Score (factored)	Total Deductions
8	Perla KOSMAC	SLO	4	19.86	9.38	10.48	0.00

#	Executed Elements	Info	Base Value	GOE	J1	J2	J3	J4	J5	J6	J7	J8	J9	Ref	Scores of Panel
1	1A		1.10	0.05	0	1	0	0							1.15
2	1Lz+1Lo		1.10	0.00	0	0	0	0							1.10
3	SSp2		1.60	0.13	1	0	0	0							1.73
4	1A		1.10	-0.35	-2	-1	-2	-2							0.75
5	1Lz+1Lo		1.10	-0.03	0	0	-1	0							1.07
6	ChSq1		2.00	0.18	0	1	0	0							2.18
7	CCoSp1V		1.70	-0.30	-2	0	-1	-1							1.40
			9.70												9.38
Program Components			Factor												
Skating Skills				2.50	1.50	2.00	2.25	2.25							2.00
				0.00	0.00	0.00	0.00	0.00							
Performance				2.50	1.50	2.50	2.50	2.25							2.19
Judges Total Program Component Score (factored)															10.48

Deductions	0.00
-------------------	-------------

Golden Bear 2017

CHICKS GIRLS FREE SKATING

JUDGES DETAILS PER SKATER

Rank	Name	Nation	Starting Number	Total Segment Score	Total Element Score	Program Score (factored)	Total Component Score (factored)	Total Deductions
9	Isabella NIEDERLEITNER	AUT	1	19.78	7.93		12.35	0.50

#	Executed Elements	Info	Base Value	GOE	J1	J2	J3	J4	J5	J6	J7	J8	J9	Ref	Scores of Panel
1	1A+1T		1.50	-0.30	-2	-1	-2	-1							1.20
2	2Lo<	<	1.30	-0.60	-3	-1	-2	-2							0.70
3	CSSp2		2.30	0.63	1	2	1	1							2.93
4	2S<<	<<	0.40	-0.25	-3	-2	-3	-2							0.15
5	1A+1Lo+SEQ+****	<<	1.28	-0.60	-3	-3	-3	-3							0.68
6	ChSq		0.00	0.00	-	-	-	-							0.00
7	CCoSp2		2.50	-0.23	-1	0	-1	-1							2.27
			9.28												7.93
Program Components			Factor												
Skating Skills			2.50		1.75	2.50	2.75	2.75							2.44
Performance			0.00		0.00	0.00	0.00	0.00							2.50
Judges Total Program Component Score (factored)			2.50		2.00	3.00	2.50	2.50							12.35

Deductions	Falls: -0.50	-0.50
-------------------	--------------	--------------

< Under-rotated jump << Downgraded jump * Invalid element

Rank	Name	Nation	Starting Number	Total Segment Score	Total Element Score	Program Score (factored)	Total Component Score (factored)	Total Deductions
10	Lucija JUNEZ	SLO	10	19.71	10.38		10.33	1.00

#	Executed Elements	Info	Base Value	GOE	J1	J2	J3	J4	J5	J6	J7	J8	J9	Ref	Scores of Panel
1	2Lo<	<	1.30	-0.90	-3	-3	-3	-3							0.40
2	CSSp2		2.30	0.00	0	0	0	0							2.30
3	2S<<	<<	0.40	-0.30	-3	-3	-3	-3							0.10
4	1A+1Lo		1.60	0.00	0	0	0	0							1.60
5	2S+1Lo<	<	1.70	-0.40	-2	-2	-3	-1							1.30
6	ChSq1		2.00	0.18	0	1	0	0							2.18
7	CCoSp2		2.50	0.00	0	0	0	0							2.50
			11.80												10.38
Program Components			Factor												
Skating Skills			2.50		1.50	2.00	2.75	2.50							2.19
Performance			0.00		0.00	0.00	0.00	0.00							1.94
Judges Total Program Component Score (factored)			2.50		1.50	1.75	2.00	2.50							10.33

Deductions	Falls: -1.00	-1.00
-------------------	--------------	--------------

< Under-rotated jump << Downgraded jump

Golden Bear 2017

CHICKS GIRLS FREE SKATING

JUDGES DETAILS PER SKATER

Rank	Name	Nation	Starting Number	Total Segment Score	Total Element Score	Program Score (factored)	Total Component Score (factored)	Total Deductions
11	Liana SMREKAR	SLO	9	18.83	9.15		9.68	0.00

#	Executed Elements	Info	Base Value	GOE	J1	J2	J3	J4	J5	J6	J7	J8	J9	Ref	Scores of Panel
1	SSp1		1.30	0.25	1	1	0	0							1.55
2	1A<	<	0.80	-0.20	-1	-1	-1	-1							0.60
3	1Lz		0.60	-0.03	0	0	-1	0							0.57
4	ChSq1		2.00	0.35	1	1	0	0							2.35
5	1A+1Lo		1.60	-0.10	-1	0	-1	0							1.50
6	1Lz+1Lo	!	1.10	-0.15	-1	-1	-2	-2							0.95
7	CoSpB		1.50	0.13	0	1	0	0							1.63
			8.90												9.15
Program Components				Factor											
Skating Skills				2.50	1.25	1.75	2.00	2.25							1.81
				0.00	0.00	0.00	0.00	0.00							
Performance				2.50	1.50	2.25	2.25	2.25							2.06
Judges Total Program Component Score (factored)															9.68

Deductions	0.00
-------------------	-------------

< Under-rotated jump ! Not clear edge

Rank	Name	Nation	Starting Number	Total Segment Score	Total Element Score	Program Score (factored)	Total Component Score (factored)	Total Deductions
12	Brigitta INCZE	HUN	31	17.41	8.03		9.38	0.00

#	Executed Elements	Info	Base Value	GOE	J1	J2	J3	J4	J5	J6	J7	J8	J9	Ref	Scores of Panel
1	1Lz+1Lo		1.10	0.00	0	0	0	0							1.10
2	A+1Lo		0.50	-0.30	-3	-3	-3	-3							0.20
3	1F		0.50	0.05	1	0	0	0							0.55
4	SSp1		1.30	0.13	0	1	0	0							1.43
5	ChSq1		2.00	0.70	1	1	1	1							2.70
6	1Lz		0.60	-0.25	-2	-2	-3	-3							0.35
7	CCoSp1V		1.70	0.00	0	0	0	0							1.70
			7.70												8.03
Program Components				Factor											
Skating Skills				2.50	2.00	1.25	1.75	2.00							1.75
				0.00	0.00	0.00	0.00	0.00							
Performance				2.50	2.00	1.50	2.25	2.25							2.00
Judges Total Program Component Score (factored)															9.38

Deductions	0.00
-------------------	-------------

Rank	Name	Nation	Starting Number	Total Segment Score	Total Element Score	Program Score (factored)	Total Component Score (factored)	Total Deductions
13	Lucka FORTUNA	SLO	24	16.57	8.42		10.15	2.00

#	Executed Elements	Info	Base Value	GOE	J1	J2	J3	J4	J5	J6	J7	J8	J9	Ref	Scores of Panel
1	1A+1A+SEQ		1.76	-0.25	-1	-1	-2	-1							1.51
2	CCoSp1		2.00	0.25	1	1	0	0							2.25
3	ChSq1		2.00	-0.13	0	-1	0	0							1.87
4	2S		1.30	-0.60	-3	-3	-3	-3							0.70
5	SSp1		1.30	-0.08	-1	0	0	0							1.22
6	1Lz		0.60	-0.03	0	-1	0	0							0.57
7	2S<	<	0.90	-0.60	-3	-3	-3	-3							0.30
			9.86												8.42
Program Components				Factor											
Skating Skills				2.50	2.00	1.75	2.25	2.25							2.06
				0.00	0.00	0.00	0.00	0.00							
Performance				2.50	2.25	1.50	2.00	2.25							2.00
Judges Total Program Component Score (factored)															10.15

Deductions	Time violation: -1.00	Falls: -1.00	-2.00
-------------------	-----------------------	--------------	--------------

< Under-rotated jump

Golden Bear 2017

CHICKS GIRLS FREE SKATING

JUDGES DETAILS PER SKATER

Rank	Name	Nation	Starting Number	Total Segment Score	Total Element Score	Program Score (factored)	Total Component Score (factored)	Total Deductions
14	Taja BEDNJICKI	SLO	18	16.19	7.01		10.18	1.00

#	Executed Elements	Info	Base Value	GOE	J1	J2	J3	J4	J5	J6	J7	J8	J9	Ref	Scores of Panel
1	1A<	<	0.80	-0.60	-3	-3	-3	-3							0.20
2	1Lz+1Lo		1.10	-0.05	0	0	-2	0							1.05
3	CoSp1V		1.30	0.13	0	1	0	0							1.43
4	ChSq1		2.00	0.18	0	1	0	0							2.18
5	1F		0.50	0.00	0	0	0	0							0.50
6	1A<<	<<	0.00	0.00	-	-	-	-							0.00
7	SSp2		1.60	0.05	0	1	-1	0							1.65
			7.30												7.01
Program Components			Factor												
Skating Skills				2.50	2.00	1.75	1.75	2.00					1.88		
				0.00	0.00	0.00	0.00								
Performance				2.50	2.50	2.00	2.00	2.25					2.19		
Judges Total Program Component Score (factored)														10.18	

Deductions	Falls: -1.00	-1.00
-------------------	--------------	--------------

< Under-rotated jump << Downgraded jump

Rank	Name	Nation	Starting Number	Total Segment Score	Total Element Score	Program Score (factored)	Total Component Score (factored)	Total Deductions
15	Neza Rikke RUTAR	SLO	17	16.18	6.48		9.70	0.00

#	Executed Elements	Info	Base Value	GOE	J1	J2	J3	J4	J5	J6	J7	J8	J9	Ref	Scores of Panel
1	A+1Lo		0.50	-0.30	-3	-3	-3	-3							0.20
2	1Lz+1Lo		1.10	0.00	0	0	0	0							1.10
3	1F		0.50	0.00	0	0	0	0							0.50
4	CoSp		0.00	0.00	-	-	-	-							0.00
5	ChSq1		2.00	0.53	1	2	0	0							2.53
6	1Lz		0.60	0.00	0	0	0	0							0.60
7	SSp1		1.30	0.25	1	1	0	0							1.55
			6.00												6.48
Program Components			Factor												
Skating Skills				2.50	1.50	2.00	2.00	2.00					1.88		
				0.00	0.00	0.00	0.00								
Performance				2.50	1.75	2.25	2.00	2.00					2.00		
Judges Total Program Component Score (factored)														9.70	

Deductions		0.00
-------------------	--	-------------

Rank	Name	Nation	Starting Number	Total Segment Score	Total Element Score	Program Score (factored)	Total Component Score (factored)	Total Deductions
16	Eva SOVIC	CRO	30	15.72	5.09		10.63	0.00

#	Executed Elements	Info	Base Value	GOE	J1	J2	J3	J4	J5	J6	J7	J8	J9	Ref	Scores of Panel
1	2S<<	<<	0.40	-0.28	-3	-2	-3	-3							0.12
2	1A		1.10	-0.05	0	0	-1	0							1.05
3	ChSq		0.00	0.00	-	-	-	-							0.00
4	2S<	<	0.90	-0.30	-1	-1	-2	-2							0.60
5	SSp1		1.30	-0.08	-1	0	0	0							1.22
6	1A		1.10	-0.50	-3	-2	-3	-2							0.60
7	CCoSpBV		1.50	0.00	0	0	0	0							1.50
			6.30												5.09
Program Components			Factor												
Skating Skills				2.50	1.75	1.75	2.50	2.25					2.06		
				0.00	0.00	0.00	0.00								
Performance				2.50	2.00	1.75	2.75	2.25					2.19		
Judges Total Program Component Score (factored)														10.63	

Deductions		0.00
-------------------	--	-------------

< Under-rotated jump << Downgraded jump

Golden Bear 2017

CHICKS GIRLS FREE SKATING

JUDGES DETAILS PER SKATER

Rank	Name	Nation	Starting Number	Total Segment Score	Total Element Score	Program Score (factored)	Total Component Score (factored)	Total Deductions
17	Gita ZITKOVIC	CRO	26	13.12	5.94		7.68	0.50

#	Executed Elements	Info	Base Value	GOE	J1	J2	J3	J4	J5	J6	J7	J8	J9	Ref	Scores of Panel
1	SSpB		1.10	0.13	1	0	0	0							1.23
2	1F		0.50	-0.08	0	-1	-1	-1							0.42
3	1Lo+1Lo<	<	0.90	-0.13	-1	-1	-2	-1							0.77
4	1Lze	e	0.50	-0.28	-3	-2	-3	-3							0.22
5	ChSq1		2.00	0.18	0	1	0	0							2.18
6	1S+1A<<+SEQ	<<	0.32	-0.30	-3	-3	-3	-3							0.02
7	CoSpBV		1.10	0.00	0	0	0	0							1.10
			6.42												5.94
Program Components				Factor											
Skating Skills				2.50	1.50	1.50	1.00	1.75							1.44
				0.00	0.00	0.00	0.00	0.00							
Performance				2.50	1.50	1.50	1.50	2.00							1.63
Judges Total Program Component Score (factored)															7.68

Deductions	Falls: -0.50	-0.50
-------------------	--------------	--------------

< Under-rotated jump << Downgraded jump e Wrong edge

Rank	Name	Nation	Starting Number	Total Segment Score	Total Element Score	Program Score (factored)	Total Component Score (factored)	Total Deductions
18	Marijeta VRBAN	CRO	23	12.77	6.69		6.58	0.50

#	Executed Elements	Info	Base Value	GOE	J1	J2	J3	J4	J5	J6	J7	J8	J9	Ref	Scores of Panel
1	SSp2		1.60	0.00	0	0	0	0							1.60
2	1F		0.50	-0.18	-2	-2	-2	-1							0.32
3	ChSq1		2.00	0.00	0	0	0	0							2.00
4	1Lz	!	0.60	-0.15	-1	-1	-3	-1							0.45
5	1F+1A<<+SEQ	<<	0.40	-0.30	-3	-3	-3	-3							0.10
6	CCoSpBV		1.50	0.00	0	0	0	0							1.50
7	1Lo+1Lo<	<	0.90	-0.18	-2	-2	-2	-1							0.72
			7.50												6.69
Program Components				Factor											
Skating Skills				2.50	1.00	1.25	1.00	1.75							1.25
				0.00	0.00	0.00	0.00	0.00							
Performance				2.50	1.25	1.25	1.00	2.00							1.38
Judges Total Program Component Score (factored)															6.58

Deductions	Falls: -0.50	-0.50
-------------------	--------------	--------------

< Under-rotated jump << Downgraded jump ! Not clear edge

Rank	Name	Nation	Starting Number	Total Segment Score	Total Element Score	Program Score (factored)	Total Component Score (factored)	Total Deductions
19	Karolina HLUPIC	SLO	7	11.66	4.93		6.73	0.00

#	Executed Elements	Info	Base Value	GOE	J1	J2	J3	J4	J5	J6	J7	J8	J9	Ref	Scores of Panel
1	A+1Lo		0.50	-0.30	-3	-3	-3	-3							0.20
2	1F		0.50	-0.03	0	0	-1	0							0.47
3	1Lz+1Lo		1.10	-0.03	0	0	-1	0							1.07
4	ChSq1		2.00	-0.38	-2	0	0	-1							1.62
5	CoSp		0.00	0.00	-	-	-	-							0.00
6	1Lz		0.60	-0.03	0	0	-1	0							0.57
7	SSpB		1.10	-0.10	-1	1	-1	-1							1.00
			5.80												4.93
Program Components				Factor											
Skating Skills				2.50	1.00	1.50	1.00	1.50							1.25
				0.00	0.00	0.00	0.00	0.00							
Performance				2.50	1.00	2.00	1.25	1.50							1.44
Judges Total Program Component Score (factored)															6.73

Deductions		0.00
-------------------	--	-------------

Golden Bear 2017

CHICKS GIRLS FREE SKATING

JUDGES DETAILS PER SKATER

Rank	Name	Nation	Starting Number	Total Segment Score	Total Element Score	Program Score (factored)	Total Component Score (factored)	Total Deductions
20	Zala KAS	SLO	34	11.22	4.81		6.41	0.00

#	Executed Elements	Info	Base Value	GOE	J1	J2	J3	J4	J5	J6	J7	J8	J9	Ref	Scores of Panel
1	1F		0.50	-0.05	0	0	-1	-1							0.45
2	1Lz+1Lo	!	1.10	-0.15	-1	-1	-3	-1							0.95
3	A+1Lo		0.50	-0.30	-3	-3	-3	-3							0.20
4	CoSpBV		1.10	-0.08	0	0	-1	0							1.02
5	1Lz		0.60	-0.03	0	0	-1	0							0.57
6	ChSq1		2.00	-0.38	-1	0	-1	-1							1.62
7	SSp		0.00	0.00	-	-	-	-							0.00
			5.80												4.81
Program Components				Factor											
Skating Skills				2.50	1.25	1.50	0.75	1.50							1.25
				0.00	0.00	0.00	0.00	0.00							
Performance				2.50	1.50	1.50	0.75	1.50							1.31
Judges Total Program Component Score (factored)															6.41

Deductions	0.00
-------------------	-------------

! Not clear edge

Rank	Name	Nation	Starting Number	Total Segment Score	Total Element Score	Program Score (factored)	Total Component Score (factored)	Total Deductions
21	Kim VRDOLJAK	CRO	6	11.13	4.08		7.05	0.00

#	Executed Elements	Info	Base Value	GOE	J1	J2	J3	J4	J5	J6	J7	J8	J9	Ref	Scores of Panel
1	ChSq		0.00	0.00	-	-	-	-							0.00
2	1Lz	!	0.60	-0.20	-2	-1	-3	-2							0.40
3	CoSpBV		1.10	-0.45	-2	-1	-2	-1							0.65
4	1F+1Lo		1.00	-0.08	0	0	-2	-1							0.92
5	SSpB		1.10	-0.03	-1	1	-1	0							1.07
6	1F+1A<+SEQ	<	1.04	-0.50	-2	-2	-3	-3							0.54
7	1Lz	!	0.60	-0.10	-1	0	-2	-1							0.50
			5.44												4.08
Program Components				Factor											
Skating Skills				2.50	1.25	1.50	1.25	1.50							1.38
				0.00	0.00	0.00	0.00	0.00							
Performance				2.50	1.25	1.50	1.25	1.75							1.44
Judges Total Program Component Score (factored)															7.05

Deductions	0.00
-------------------	-------------

< Under-rotated jump ! Not clear edge

Golden Bear 2017

CHICKS GIRLS FREE SKATING

JUDGES DETAILS PER SKATER

Rank	Name	Nation	Starting Number	Total Segment Score	Total Element Score	Program Score (factored)	Total Component Score (factored)	Total Deductions
22	Zala JUNEZ	SLO	21	11.04	5.43		6.11	0.50

#	Executed Elements	Info	Base Value	GOE	J1	J2	J3	J4	J5	J6	J7	J8	J9	Ref	Scores of Panel
1	1A<	<	0.80	-0.60	-3	-3	-3	-3							0.20
2	CoSp		0.00	0.00	-	-	-	-							0.00
3	1Lz+1Lo		1.10	-0.13	-1	-1	-2	-1							0.97
4	1F		0.50	-0.05	0	-1	-1	0							0.45
5	ChSq1		2.00	-0.13	-1	0	0	0							1.87
6	1Lz+1Lo		1.10	-0.23	-2	-2	-3	-2							0.87
7	SSp1		1.30	-0.23	0	-1	-1	-1							1.07
			6.80												5.43
Program Components			Factor												
Skating Skills			2.50		1.00	1.00	1.00	1.75						1.19	
			0.00		0.00	0.00	0.00	0.00							
Performance			2.50		1.25	1.25	1.00	1.50						1.25	
Judges Total Program Component Score (factored)															6.11

Deductions	Falls: -0.50	-0.50
-------------------	--------------	--------------

< Under-rotated jump

Rank	Name	Nation	Starting Number	Total Segment Score	Total Element Score	Program Score (factored)	Total Component Score (factored)	Total Deductions
23	Neza LUSIC	SLO	28	10.72	3.84		6.88	0.00

#	Executed Elements	Info	Base Value	GOE	J1	J2	J3	J4	J5	J6	J7	J8	J9	Ref	Scores of Panel
1	1A<<	<<	0.00	0.00	-	-	-	-							0.00
2	1Lz+1Lo		1.10	-0.03	0	0	-1	0							1.07
3	SSp		0.00	0.00	-	-	-	-							0.00
4	1Lz	!	0.60	-0.08	0	-1	-2	0							0.52
5	1F		0.50	0.00	0	0	0	0							0.50
6	CoSp		0.00	0.00	-	-	-	-							0.00
7	ChSq1		2.00	-0.25	0	0	-1	-1							1.75
			4.20												3.84
Program Components			Factor												
Skating Skills			2.50		1.25	1.50	0.75	1.75						1.31	
			0.00		0.00	0.00	0.00	0.00							
Performance			2.50		1.25	1.75	1.00	1.75						1.44	
Judges Total Program Component Score (factored)															6.88

Deductions		0.00
-------------------	--	-------------

<< Downgraded jump ! Not clear edge

Golden Bear 2017

CHICKS GIRLS FREE SKATING

JUDGES DETAILS PER SKATER

Rank	Name	Nation	Starting Number	Total Segment Score	Total Element Score	Program Component Score (factored)	Total Deductions
27	Beatriz JURATOVAC	CRO	19	9.09	3.31	5.78	0.00

#	Executed Elements	Info	Base Value	GOE	J1	J2	J3	J4	J5	J6	J7	J8	J9	Ref	Scores of Panel	
1	ChSq		0.00	0.00	-	-	-	-							0.00	
2	1T		0.40	0.00	0	0	0	0							0.40	
3	USpB		1.00	0.00	0	0	0	0							1.00	
4	1S		0.40	0.00	0	0	0	0							0.40	
5	1S+A+SEQ		0.32	-0.30	-3	-3	-3	-3							0.02	
6	CoSpBV		1.10	-0.08	0	-1	0	0							1.02	
7	1Lo		0.50	-0.03	0	0	-1	0							0.47	
			3.72												3.31	
Program Components				Factor												
Skating Skills				2.50	1.00	0.75	0.75	1.75							1.06	
				0.00	0.00	0.00	0.00									
Performance				2.50	1.00	1.00	1.25	1.75								1.25
Judges Total Program Component Score (factored)															5.78	

Deductions	0.00
-------------------	-------------

Rank	Name	Nation	Starting Number	Total Segment Score	Total Element Score	Program Component Score (factored)	Total Deductions
28	Pia CIZMEK	CRO	22	8.83	3.80	5.03	0.00

#	Executed Elements	Info	Base Value	GOE	J1	J2	J3	J4	J5	J6	J7	J8	J9	Ref	Scores of Panel	
1	1S+A+SEQ		0.32	-0.25	-3	-3	-3	-1							0.07	
2	USpB		1.00	-0.08	0	0	0	-1							0.92	
3	1Lo<	<	0.40	-0.20	-1	-2	-3	-2							0.20	
4	ChSq1		2.00	-0.38	0	0	-2	-1							1.62	
5	1Lo<<	<<	0.00	0.00	-	-	-	-							0.00	
6	1S		0.40	-0.13	-1	-1	-2	-1							0.27	
7	CoSpBV		1.10	-0.38	-1	-1	-2	-1							0.72	
			5.22												3.80	
Program Components				Factor												
Skating Skills				2.50	1.00	0.75	0.50	1.25							0.88	
				0.00	0.00	0.00	0.00									
Performance				2.50	1.25	1.00	0.75	1.50								1.13
Judges Total Program Component Score (factored)															5.03	

Deductions	0.00
-------------------	-------------

< Under-rotated jump << Downgraded jump

Rank	Name	Nation	Starting Number	Total Segment Score	Total Element Score	Program Component Score (factored)	Total Deductions
29	Nika FABRIS	CRO	13	7.81	3.13	4.68	0.00

#	Executed Elements	Info	Base Value	GOE	J1	J2	J3	J4	J5	J6	J7	J8	J9	Ref	Scores of Panel	
1	1S		0.40	-0.05	0	0	-1	-1							0.35	
2	SSpB		1.10	-0.60	-2	-2	-2	-2							0.50	
3	ChSq1		2.00	-0.88	-2	-1	-2	-2							1.12	
4	1T+1T		0.80	-0.08	-1	0	-1	-1							0.72	
5	1Lo		0.50	-0.08	0	0	-1	-2							0.42	
6	1S+A+SEQ		0.32	-0.30	-3	-3	-3	-3							0.02	
7	CoSp		0.00	0.00	-	-	-	-							0.00	
			5.12												3.13	
Program Components				Factor												
Skating Skills				2.50	0.75	0.75	0.75	1.00							0.81	
				0.00	0.00	0.00	0.00									
Performance				2.50	1.00	1.00	1.00	1.25								1.06
Judges Total Program Component Score (factored)															4.68	

Deductions	0.00
-------------------	-------------

Golden Bear 2017

CHICKS GIRLS FREE SKATING

JUDGES DETAILS PER SKATER

Rank	Name	Nation	Starting Number	Total Segment Score	Total Element Score	Program Score (factored)	Total Component Score (factored)	Total Deductions
30	Sara BUCEK	SLO	32	6.47	2.77		4.70	1.00

#	Executed Elements	Info	Base Value	GOE	J1	J2	J3	J4	J5	J6	J7	J8	J9	Ref	Scores of Panel
1	1Lo		0.50	0.00	0	0	0	0							0.50
2	1S		0.40	-0.03	0	0	-1	0							0.37
3	ChSq1		2.00	-1.00	-2	0	-3	-3							1.00
4	A+1Lo<	<	0.40	-0.30	-3	-3	-3	-3							0.10
5	USpB		1.00	-0.30	-1	-1	-1	-1							0.70
6	1F<	<	0.40	-0.30	-3	-3	-3	-3							0.10
7	CoSp		0.00	0.00	-	-	-	-							0.00
			4.70												2.77
Program Components				Factor											
Skating Skills				2.50	1.00	0.75	0.75	1.25						0.94	
				0.00	0.00	0.00	0.00								
Performance				2.50	1.25	0.75	0.75	1.00						0.94	
Judges Total Program Component Score (factored)															4.70

Deductions	Falls: -1.00	-1.00
-------------------	--------------	--------------

< Under-rotated jump

Rank	Name	Nation	Starting Number	Total Segment Score	Total Element Score	Program Score (factored)	Total Component Score (factored)	Total Deductions
31	Eva DUDIC	CRO	12	5.95	0.97		5.48	0.50

#	Executed Elements	Info	Base Value	GOE	J1	J2	J3	J4	J5	J6	J7	J8	J9	Ref	Scores of Panel
1	1Lo		0.50	-0.30	-3	-3	-3	-3							0.20
2	SSp		0.00	0.00	-	-	-	-							0.00
3	1S+A+SEQ		0.32	-0.20	-3	-3	-1	-1							0.12
4	1S		0.40	-0.05	0	0	-1	-1							0.35
5	1Lo		0.50	-0.20	-2	-1	-3	-2							0.30
6	ChSq		0.00	0.00	-	-	-	-							0.00
7	CoSp		0.00	0.00	-	-	-	-							0.00
			1.72												0.97
Program Components				Factor											
Skating Skills				2.50	1.00	1.25	0.75	1.25						1.06	
				0.00	0.00	0.00	0.00								
Performance				2.50	1.00	1.25	0.75	1.50						1.13	
Judges Total Program Component Score (factored)															5.48

Deductions	Falls: -0.50	-0.50
-------------------	--------------	--------------

Rank	Name	Nation	Starting Number	Total Segment Score	Total Element Score	Program Score (factored)	Total Component Score (factored)	Total Deductions
32	Dea SRSEK	CRO	15	4.64	1.23		3.91	0.50

#	Executed Elements	Info	Base Value	GOE	J1	J2	J3	J4	J5	J6	J7	J8	J9	Ref	Scores of Panel
1	1S<+A+SEQ	<	0.24	-0.30	-3	-3	-3	-3							0.00
2	USpB		1.00	-0.45	-2	-1	-1	-2							0.55
3	1T		0.40	-0.08	0	0	-1	-2							0.32
4	ChSq		0.00	0.00	-	-	-	-							0.00
5	1Lo<	<	0.40	-0.28	-2	-3	-3	-3							0.12
6	1S+A+SEQ		0.32	-0.28	-3	-2	-3	-3							0.04
7	CoSpBV		1.10	-0.90	-3	-3	-3	-3							0.20
			3.46												1.23
Program Components				Factor											
Skating Skills				2.50	1.00	0.75	0.75	0.75						0.81	
				0.00	0.00	0.00	0.00								
Performance				2.50	1.00	0.75	0.50	0.75						0.75	
Judges Total Program Component Score (factored)															3.91

Deductions	Falls: -0.50	-0.50
-------------------	--------------	--------------

< Under-rotated jump

Golden Bear 2017

CHICKS GIRLS FREE SKATING

JUDGES DETAILS PER SKATER

Rank	Name	Nation	Starting Number	Total Segment Score	Total Element Score	Program Score (factored)	Total Component Score (factored)	Total Deductions
33	Olga KOSTECKI KRIZAK	CRO	3	4.20	0.74		3.46	0.00

#	Executed Elements	Info	Base Value	GOE	J1	J2	J3	J4	J5	J6	J7	J8	J9	Ref	Scores of Panel
1	ChSq		0.00	0.00	-	-	-	-							0.00
2	1T		0.40	-0.10	-2	0	-1	-1							0.30
3	1S+A+SEQ		0.32	-0.15	-3	0	-2	-1							0.17
4	USp		0.00	0.00	-	-	-	-							0.00
5	1S		0.40	-0.13	-2	0	-2	-1							0.27
6	CoSp		0.00	0.00	-	-	-	-							0.00
7	T		0.00	0.00	-	-	-	-							0.00
			1.12												0.74
	Program Components			Factor											
	Skating Skills			2.50	0.50	0.75	0.50	0.75							0.63
				0.00	0.00	0.00	0.00	0.00							
	Performance			2.50	0.75	1.00	0.50	0.75							0.75
	Judges Total Program Component Score (factored)														3.46

Deductions															0.00
-------------------	--	--	--	--	--	--	--	--	--	--	--	--	--	--	-------------

Rank	Name	Nation	Starting Number	Total Segment Score	Total Element Score	Program Score (factored)	Total Component Score (factored)	Total Deductions
34	Paola SPAJIC	CRO	5	2.19	0.19		2.50	0.50

#	Executed Elements	Info	Base Value	GOE	J1	J2	J3	J4	J5	J6	J7	J8	J9	Ref	Scores of Panel
1	A		0.00	0.00	-	-	-	-							0.00
2	1S		0.40	-0.23	-2	-2	-3	-2							0.17
3	ChSq		0.00	0.00	-	-	-	-							0.00
4	T		0.00	0.00	-	-	-	-							0.00
5	USp		0.00	0.00	-	-	-	-							0.00
6	1S+SEQ+A	*	0.32	-0.30	-3	-3	-3	-3							0.02
7	T	*	0.00	0.00	-	-	-	-							0.00
8	CoSp		0.00	0.00	-	-	-	-							0.00
			0.72												0.19
	Program Components			Factor											
	Skating Skills			2.50	0.50	0.75	0.25	0.50							0.50
				0.00	0.00	0.00	0.00	0.00							
	Performance			2.50	0.50	0.75	0.25	0.50							0.50
	Judges Total Program Component Score (factored)														2.50

Deductions	Falls: -0.50														-0.50
-------------------	--------------	--	--	--	--	--	--	--	--	--	--	--	--	--	--------------